

Steelers

MEDIA GUIDE

PITTSBURGH
STEELERS

1993
61st
Season



TM

\$4.00

***It Takes
A
Giant
To Make
Life
Simple.***

**GIANT
EAGLE**

1993 SCHEDULE

PRESEASON

Sunday, August 1	San Francisco 49ers at Barcelona, Spain	1:00 p.m. NBC
Saturday, August 7	NEW YORK JETS	6:00 p.m. WPXI
Saturday, August 14	at New York Giants	8:00 p.m. WPXI
Sunday, August 22	WASHINGTON REDSKINS	8:00 p.m. TNT
Thursday, August 26	at Minnesota Vikings	8:00 p.m. ESPN
REGULAR SEASON		
Sunday, September 5	SAN FRANCISCO 49ERS	1:00 p.m. CBS
Sunday, September 12	at Los Angeles Rams	4:00 p.m. NBC
Sunday, September 19	CINCINNATI BENGALS	1:00 p.m. NBC
Monday, September 27	at Atlanta Falcons	9:00 p.m. ABC
Sunday, October 3	— Bye Weekend —	
Sunday, October 10	SAN DIEGO CHARGERS	1:00 p.m. NBC
Sunday, October 17	NEW ORLEANS SAINTS	1:00 p.m. CBS
Sunday, October 24	at Cleveland Browns	1:00 p.m. NBC
Sunday, October 31	— Bye Weekend —	
Sunday, November 7	at Cincinnati Bengals	1:00 p.m. NBC
Monday, November 15	BUFFALO BILLS	9:00 p.m. ABC
Sunday, November 21	at Denver Broncos	4:00 p.m. NBC
Sunday, November 28	at Houston Oilers	8:00 p.m. ESPN
Sunday, December 5	NEW ENGLAND PATRIOTS	1:00 p.m. NBC
Monday, December 13	at Miami Dolphins	9:00 p.m. ABC
Sunday, December 19	HOUSTON OILERS	1:00 p.m. NBC
Sunday, December 26	at Seattle Seahawks	4:00 p.m. NBC
Sunday, January 2	CLEVELAND BROWNS	1:00 p.m. NBC

HOME GAMES IN CAPS

All Time are Pittsburgh Time

INDEX

BIOGRAPHIES

Bill Cowher	10-14
Assistant Coaches	8-9
Equipment & Video Staff	18
Scouting Staff	15-16
Draft Choices, First Year Players, Free Agent Rookies	79-83
Veteran Players	19-78

HISTORY OF THE STEELERS

Drafts, All-Time (1936-93)	145-151
Assistant Coaches, All-Time	153
Head Coaches, All-Time	152
Roster, All-Time	152-159
Individual Leaders, All-Time	125-126
Individual Leaders, Season-By-Season	126-130
Individual Records, All-Time	135-144
Team Records, All-Time	133-134
Preseason Results, 1964-1992	116
Regular Season Results, All-Time	108-114
Postseason, Overtime Results	115
Series Records vs. NFL Opponents	117-124
Steelers at Three Rivers Stadium	6-7
Last Time	132
Longest Plays	131
Pro Bowl Players	36, 160
Hall of Fame Members	6
1992 Game Summaries Week-By-Week	94-107
1992 Individual Statistics	90-91
1992 Team Statistics	89

STEELERS IN 1993

Directory	2
Hotels on the Road	107
Milestones	78
Pronunciations	78
1993 Training Camp Depth Chart	87
1993 Training Camp Roster	84-86

NATIONAL FOOTBALL LEAGUE

1992 Results & Standings	88
Important Dates	6

STEELERS DIRECTORY

ADMINISTRATION

DANIEL M. ROONEY
President
JOHN R. MCGINLEY
Vice President
ARTHUR J. ROONEY, JR.
Vice President
ARTHUR J. ROONEY II
Secretary and Counsel
CHARLES H. NOLL
Administration Advisor

FRONT OFFICE

JOE GORDON
Director of Communications
DAN EDWARDS
Public Relations Coordinator
RON MILLER
PR Assistant/Community Relations
MICHAEL J. HAGAN
Controller
DAN FERENS
Assistant Controller
JIM ELLENBERGER
Assistant Controller
GERALDINE GLENN
Ticket Sales Manager

OFFICE STAFF

JULIE BATEMAN
CHRISTINE CALDERONE
MARIANNE ESPEY
CHERYL MARTIER
RENAE McNABB
LYNNE BALKOVEC MOLYNEAUX
MARY REGAN
CYD ROMAN
CONNIE ROSE
CAROLYN SCAIFE
ELLIE SHAM
BEVERLY ZAVODNI

MEDICAL STAFF

DR. RANDY BEATTY
Ophthalmologist
DR. JAMES P. BRADLEY
Physician, Orthopedic
DR. JOSEPH MAROON
Neurological Surgery Consultant
DR. RICHARD RYDZE
Physician, M.D.
DR. ABRAHAM J. TWERSKI
Physician, Consultant
DR. ANTHONY P. YATES
Physician, M.D.

PITTSBURGH STEELERS

300 Stadium Circle
Pittsburgh, PA 15212
Telephone: 412-323-1200

TRAINING CAMP

St. Vincent College
Latrobe, PA 15650

FOOTBALL OPERATIONS

TOM DONAHOE
Director of Football Operations
JAMES A. BOSTON
Football Business Manager
ANTHONY GRIGGS
Player Development Coordinator

COACHING STAFF

BILL COWHER
Head Coach
DOM CAPERS
Defensive Coordinator
RON ERHARDT
Offensive Coordinator
STEVE FURNESS
Defensive Line Coach
JOHN GUY
Special Teams Coach
BOB HARRISON
Wide Receivers Coach
DICK HOAK
Running Backs Coach
PAT HODGSON
Tight Ends Coach
DICK LeBEAU
Defensive Backs Coach
MARVIN LEWIS
Linebackers Coach
KENT STEPHENSON
Offensive Line Coach

SCOUTING STAFF

TOM MODRAK
Director of Scouting
CHARLES BAILEY
Pro Personnel Coordinator
RALPH BERLIN
Administrative
PHIL KREIDLER
College Scout
BOB LANE
BLESTO College Scout
MAX McCARTNEY
College Scout
BOB SCHMITZ
College Scout

TRAINING STAFF

JOHN NORWIG
Head Trainer
RICK BURKHOLDER
Assistant Trainer
CHET FUHRMAN
Conditioning Coordinator
ANTHONY PARISI
Equipment Manager
RODGERS FREYVOGEL
Field Manager
BOB McCARTNEY
Video Coordinator
PAT DOLAN
Video Assistant
MIKE FABUS
BILL AMATUCCI
Photographers

Home Field: Three Rivers Stadium (59,600)

HISTORY OF THE STEELERS

The Pittsburgh Steelers began a new era a year ago, with the retirement of Hall of Fame coach Chuck Noll and the arrival of Bill Cowher, the National Football League's second-youngest head coach. The first season of the new era saw the Steelers win the AFC Central division crown for the first time since 1984 with an 11-5 record. While the team enjoyed new-found success, Cowher was recognized by the Associated Press as the NFL's coach of the year and six Steelers played in the Pro Bowl, the most in more than a decade.

The fifth-oldest franchise in the NFL, the Steelers were founded on July 8, 1933 by Arthur Joseph Rooney. Originally named the Pittsburgh Pirates, they were a member of the Eastern Division of the ten-team NFL. The other four current NFL teams in existence at that time were the Chicago (Phoenix) Cardinals, Green Bay Packers, Chicago Bears and New York Giants.

One of the great pioneers of the sports world, Art Rooney passed away on August 25, 1988 following a stroke at the age of 87. "The Chief," as he was affectionately known, is a member of the Pro Football Hall of Fame and is remembered as one of Pittsburgh's great people.

Born on January 27, 1901 in Coulterville, Pa., Art Rooney was the oldest of Daniel and Margaret Rooney's nine children. He grew up in Old Allegheny, now known as Pittsburgh's North Side, and until his death he still lived on the North Side just a short distance from Three Rivers Stadium.

Rooney attended St. Peter's Parochial School and Duquesne University Prep School. He studied collegiately at Indiana (Pa.) Normal, which is now Indiana University of Pennsylvania, as well as at Georgetown and Duquesne.

An exceptional all-around athlete, Rooney held middleweight and welterweight titles from the AAU Boxing Championships and was named to the U.S. Olympic Boxing Team in 1920, although he did not participate in the Olympic Games. He played minor league baseball from 1920-25 before a promising career was cut short by an arm injury. Rooney continued playing football for several semi-pro teams in the Pittsburgh area. He was married on June 11, 1931 to Kathleen McNulty, and the couple had five sons — Daniel, Art, Jr., Tim, John and Pat.

1930s After founding the Pirates in 1933, Rooney watched his club struggle through its first seven seasons with just 22 wins and five different head coaches. While home games were played at Forbes Field, Rooney often took his team to such cities as Johnstown, Latrobe, Youngstown, New Orleans, and Louisville in the 1930s due to competition with baseball and college football.

In 1938 Rooney signed Colorado All-America Byron "Whizzer" White to a \$15,800 contract, making White the first "big money" player in the NFL. White led the league in rushing that year and is one of the NFL's most illustrious alumni. He retired this past March after serving 31 years as a Justice of the United States Supreme Court.

1940s In 1940 Rooney changed the team name to the Pittsburgh Steelers, representing the heritage of Pittsburgh. The first winning record in the organization's history came in 1942 when head coach Walt Kiesling led the Steelers to a 7-4 finish with the league-leading rushing of rookie Bill Dudley. But the next year Dudley joined the Armed Forces along with many other NFL players as the nation went to war. With rosters depleted, Rooney merged the Steelers with the Philadelphia Eagles in 1943 (Phil-Pitt "Steagles") and with the Chicago Cardinals (Card-Pitt) in 1944.

Rooney hired legendary Pitt coach Jock Sutherland in 1946, and Dudley returned from the war to earn NFL MVP honors, leading the league in rushing, interceptions, and punt returns. Today, Dudley is a member of the Pro Football Hall of Fame.

Sutherland led the 1947 Steelers to an 8-4 record for a share of the Eastern division title, but they lost their first-ever postseason game, 21-0 to Philadelphia. Sutherland died suddenly the following spring while on a scouting trip.

1950s Succeeding Sutherland, John Michelosen was head coach for the 1948-51 seasons, compiling a 20-26-2 record. In 1952 Joe Bach returned for his second stint with the Steelers, having coached the team previously in 1935-36. The Steelers became the last team to abandon the single wing for the T-formation in 1952.

Bach resigned for health reasons following the 1954 season and was replaced by assistant coach Walt Kiesling, who had been the Steelers' head coach twice previously. Kiesling's three stints covered the 1939-40, 1941-44, and 1954-56 campaigns.

1960s Buddy Parker was named head coach in 1957 and over the next eight years he led the Steelers to five non-losing seasons. Hall of Fame quarterback Bobby Layne quarterbacked the team through three of those campaigns, leading the Steelers to a 9-5 mark and a playoff game vs. Detroit in 1962, which the Steelers lost 17-10. Parker completed his tenure with a 51-48-6 record and ranks second among all-time Steelers coaches for career wins.

Brief stints by Mike Nixon in 1965 and Bill Austin from 1966-68 preceded the hiring of the 37-year-old Noll on January 27, 1969. Noll began to rebuild the Steelers through the draft, starting with the defense when he selected defensive tackle Joe Greene with his first choice in 1969. Today Greene is a member of the Pro Football Hall of Fame.

1970s A 1-13 record in 1969 gave the Steelers the first overall choice in the 1970 draft, with which Noll addressed the offense by selecting quarterback Terry Bradshaw, another Hall of Famer, after the Steelers won the first selection by winning a coin toss with the Chicago Bears. Cornerback Mel Blount was added on the third round that year, followed by linebacker Jack Ham in 1971 and running back Franco Harris in 1972. In all, Noll drafted six players who are now enshrined in the Hall of Fame including three in his first 20 picks and four of his first 38.

Two significant changes took place in 1970, when the Steelers moved from the NFL Century Division to the AFC Central with the merger of the American Football League and the NFL. The Steelers also moved into a new home as Three Rivers Stadium opened. Previously, the Steelers had played home games at Forbes Field from 1933-57 and at both Forbes Field and Pitt Stadium from 1958-63. From 1964-69 the Steelers played at Pitt Stadium until Three Rivers opened in 1970.

Gradual improvement in the early 1970s resulted in the team's first-ever division title in 1972 with an 11-3 record. In the first playoff game at Three Rivers the Steelers defeated the Oakland Raiders 13-7 with Franco Harris' "Immaculate Reception" in the final minute. Despite a 21-17 loss the following week to the undefeated Miami Dolphins, the Steelers had reached a new plateau.

It took 40 years for the Steelers to finally win their first division title, but over the next decade they achieved a level of success unprecedented in professional football.

In 1973 the Steelers won a wild card playoff berth with a 10-4 record. Oakland avenged their loss from the previous year, however, with a 33-14 defeat of the Steelers in the playoffs.

The Steelers won their first of six consecutive AFC Central titles in 1974 and marched past Buffalo (32-14) and Oakland (24-13) en route to their first Super Bowl appearance in Super Bowl IX. The fierce Pittsburgh defense led the way to a 16-6 victory vs. the Minnesota Vikings, and Art Rooney was presented the Vince Lombardi Trophy for the first time.

In 1975 the Steelers won 11 straight games to finish 12-2 and claim their second consecutive division crown. After defeating Baltimore (28-10) and Oakland (16-10) in the playoffs the Steelers became the third team in NFL history, joining Green Bay and Miami, to win back-to-back Super Bowls with a 21-17 win vs. the Dallas Cowboys in Super Bowl X.

The 1976 Steelers struggled in a 1-4 start before reeling off nine straight victories including five shutouts to win the division with a 10-4 mark. They defeated Baltimore 40-14 in the playoffs, but could not get past Oakland in a 24-7 loss after both starting running backs, Harris and Rocky Bleier, were injured. The following year the Steelers dropped a 34-21 decision to Denver in the playoffs after posting a 9-5 regular season record.

In 1978 the Steelers made history after a league-best 14-2 regular season and playoff wins vs. Denver (33-10) and Houston (34-5). Their 35-31 Super Bowl XIII win vs. Dallas made the Steelers the first team to win three Super Bowls.

Yet another standard was set the following year as the 1979 Steelers defeated the Los Angeles Rams 31-19 in Super Bowl XIV to make them the first team in history to win four Super Bowls and the only team to win back-to-back Super Bowls twice. The Super Bowl victory followed a 12-4 regular season and playoff wins vs. Miami (34-14) and Houston (27-13). With six consecutive AFC Central crowns, eight straight years of playoff appearances and four Super Bowl championships, the Steelers were tagged the "Team of the Decade" for the 1970s.

1980s As the 1980s opened the Steelers stumbled, failing to make the playoffs in 1980 and 1981 with records of 9-7 and 8-8.

In 1982 the Steelers celebrated the team's 50th anniversary by qualifying for the playoffs with a 6-3 finish in a strike-interrupted season. During the season an anniversary banquet was held to commemorate the team's first 50 seasons and to honor the Steelers' all-time team as selected by fan voting. Thousands of fans were attracted to Pittsburgh for a week of activities and exhibits before the anniversary season was ended by San Diego's 31-28 win in the playoffs. This would be the last playoff game at Three Rivers until the 1992 season, a span of 10 years.

The 1983 Steelers won their eighth division title with a 10-6 record, but fell in the postseason, 38-10 to the Raiders. The following year the Steelers won their ninth division crown and the team advanced to the AFC Championship game with a 24-17 playoff win at Denver. A 45-28 Miami assault in the AFC Championship game, however, prevented the Steelers from a fifth Super Bowl appearance.

The Steelers' streak of 13 consecutive non-losing seasons came to an end in 1985 with a 7-9 finish, followed by 6-10 in 1986. Playoff hopes remained alive in 1987 until the Steelers lost their last two games to finish 8-7.

In 1988 the team suffered through its worst campaign in 19 years with a 5-11 record. The next season got off to a similar start with losses of 51-0 and 41-10 in the first two games as the offense failed to score in the first month of the season. But the young team fought back to finish 9-7 and earn a wild card playoff berth on the season's final weekend. An exciting 26-23 overtime playoff win in Houston was followed by a heartbreaking 24-23 divisional playoff loss at Denver in which the Steelers led until the final minutes.

1990s A 9-7 finish in 1990 left the Steelers in a three-way tie for the AFC Central lead, but they were eliminated from playoff contention by a 2-4 division record. The 1991 team finished second in the division despite a 7-9 record, winning the last two games under Noll at home against the Cincinnati Bengals and Cleveland Browns.

On December 26, 1991 Noll announced his retirement from football after 39 consecutive seasons, the last 23 as the Steelers' head coach which made him one of only four men to coach the same team for 23 consecutive years. He left as the fifth-winningest coach in NFL history with an overall record of 209-156-1, and as the only coach to win four Super Bowls. Noll was rewarded this year with his election to the Hall of Fame in his first year of eligibility.

Under Cowher last season the Steelers became the first AFC team since the 1970 merger to claim its tenth division title. Their 11-5 record equalled the best in the conference and gave the Steelers the home field throughout the playoffs, but in the first postseason game at Three Rivers in exactly 10 years the Steelers were defeated by eventual AFC champion Buffalo, 24-3.

Steelers founder Art Rooney, who was inducted into the Pro Football Hall of Fame in 1964, had begun by that time to turn over much of the operation of the Steelers to his oldest son, Dan. A decade later, after having worked in every area of the organization since 1955, Dan Rooney was named president of the Steelers in 1975. Now in his 38th year in the organization, he is one of the most active NFL owners and one of Pittsburgh's most involved executives in civic affairs.

Among his community activities, Dan Rooney is a board member for The United Way of America, The American Ireland Fund, The American Diabetes Association, Presbyterian University Hospital, The Pittsburgh History and Landmarks Foundation, and Duquesne University.

Dan Rooney has also been a member of several NFL committees over the past 20 years. He has served on the board of directors for the NFL Trust Fund, NFL Films, and the Scheduling Committee. He was appointed chairman of the Expansion Committee in 1973, which considered new franchise locations and directed the addition of Seattle and Tampa Bay as expansion teams in 1976.

In 1976 Rooney was also named chairman of the Negotiating Committee, and in 1982 he contributed to the negotiations for the Collective Bargaining Agreement for the NFL and the Players' Association. He again played a key role in the labor agreement reached early this year between NFL owners and players.

Rooney is currently a member of the eight-person Management Council Executive Committee, the Hall of Fame Committee, and the NFL Properties Executive Committee.

Daniel M. Rooney was born on Pittsburgh's North Side on July 20, 1932. He is a 1950 graduate of North Catholic High School, where he played quarterback on the varsity football team. He went on to graduate from Duquesne University in 1955 with a bachelor of arts degree in accounting. Dan and his wife Patricia live on the North Side.

STEELERS BY THE DECADES

	Regular Season	Post Season	Overall	Pct.
1933-1939	22-55-3	—	22-55-3	.294
1940-1949	40-64-6	0-1	40-65-6	.387
1950-1959	54-63-3	—	54-63-3	.463
1960-1969	46-85-7	0-1	46-86-7	.356
1970-1979	99-44-1	14-4	113-48-1	.701
1980-1989	77-75-0	2-4	79-79-0	.500
1990-1992	27-21-0	0-1	27-22-0	.551
Totals	365-407-20	16-11	381-418-20	.477

STEELERS SINCE REALIGNMENT (1970-1992)

		Regular W-L-T	Playoff W-L	Overall W-L-T	Pct.
1. Miami	AFC	229-113-2	16-12	245-125-2	.6613
2. Washington	NFC	221-122-1	18-10	239-132-1	.6438
3. L.A. Raiders	AFC	217-121-6	17-11	234-132-6	.6371
4. Dallas	NFC	215-129-0	23-13	238-142-0	.6263
5. San Francisco	NFC	202-139-3	17-9	219-148-3	.5959
6. Pittsburgh	AFC	203-140-1	16-9	219-149-1	.5938
7. Minnesota	NFC	201-141-2	11-14	212-155-2	.5772
8. L.A. Rams	NFC	198-142-4	10-14	208-156-4	.5707

PITTSBURGH STEELERS IN HALL OF FAME

ARTHUR J. ROONEY, Founder, President, and Chairman of the Board (1933-1988). Elected in 1964.

BERT BELL, Co-owner (1941-1946). Elected in 1963.

JOHNNY 'BLOOD' McNALLY, Player (1934, 1937-1939), Coach (1937-1939). Elected in 1963.

BILL DUDLEY, Player (1942, 1945-1946). Elected in 1966.

WALT KIESLING, Player (1937-1938), Coach (1939-1944, 1949-1961). Elected in 1966.

BOBBY LAYNE, Player (1958-1962). Elected in 1967.

ERNIE STAUTNER, Player (1950-1963). Elected in 1969.

JOE GREENE, Player (1969-1981), Coach (1987-1991). Elected in 1987.

JOHN HENRY JOHNSON, Player (1960-1965). Elected in 1987.

JACK HAM, Player (1971-1982). Elected in 1988.

MEL BLOUNT, Player (1970-1983). Elected in 1989.

TERRY BRADSHAW, Player (1970-1983). Elected in 1989.

FRANCO HARRIS, Player (1972-1983). Elected in 1990.

JACK LAMBERT, Player (1974-1984). Elected in 1990.

CHUCK NOLL, Coach (1969-1991). Elected in 1993.

Eligibility of Steelers' other potential Hall of Famers:

L.C. GREENWOOD, DONNIE SHELL, JOHN STALLWORTH, LYNN SWANN — Currently Eligible. **MIKE WEBSTER** - 1996

Note: Other Hall of Famers who spent part of their careers with the Steelers include **CAL HUBBARD** (Player 1936, elected 1963), **MARION MOTLEY** (Player 1955, elected 1968), **EARLE (GREASY) NEALE** (Coach 1943, elected 1969), **BILL HEWITT** (Player 1943, elected 1971), and **LEN DAWSON** (Player 1957-1959, elected 1987).

STEELERS ATTENDANCE AT THREE RIVERS

1970 — 318,698 (45,528)	1982 — 208,890 (52,223)
1971 — 323,812 (46,259)	1983 — 462,587 (57,823)
1972 — 340,549 (48,650)	1984 — 447,288 (55,911)
1973 — 377,640 (47,205)	1985 — 436,069 (54,509)
1974 — 325,457 (46,494)	1986 — 414,937 (51,867)
1975 — 341,205 (46,744)	1987 — 353,402 (50,486)
1976 — 330,620 (47,231)	1988 — 396,044 (49,506)
1977 — 337,156 (48,165)	1989 — 383,494 (47,937)
1978 — 380,258 (47,532)	1990 — 434,769 (54,346)
1979 — 391,931 (48,991)	1991 — 406,935 (50,867)
1980 — 424,106 (53,013)	1992 — 427,282 (53,410)
1981 — 420,964 (52,621)	

The Steelers' single game regular season home attendance record is 59,541 established September 30, 1985 vs. Cincinnati. The single game postseason mark is 60,407 vs. Buffalo on January 9, 1993.

TOP 10 CROWDS AT THREE RIVERS STADIUM

1 60,407 Jan. 9, 1993 vs. Buffalo	6 58,752 Sept. 22, 1985 vs. Houston
2 59,541 Sept. 30, 1985 vs. Cincinnati	7 58,417 Nov. 20, 1983 vs. Minnesota
3 59,293 Nov. 24, 1985 vs. Washington	8 58,282 Sept. 25, 1983 vs. New England
4 59,263 Oct. 16, 1983 vs. Cleveland	9 58,233 Sept. 4, 1983 vs. Denver
5 59,103 Oct. 7, 1984 vs. Miami	10 58,200 Dec. 2, 1990 vs. Cincinnati

IMPORTANT DATES

Friday, July 16	Training Camp opens
Saturday, July 24	Scrimmage with Washington Redskins
Saturday, July 31	Hall of Fame Game & Induction Ceremonies
Saturday, August 1	Preseason Opener at Barcelona, Spain
Tuesday, August 24	Rosters cut to 60
Monday, August 30	Rosters cut to 47
Sunday, September 5	Regular Season Opener vs. San Francisco
Tuesday, October 19	Trading deadline

STEELERS AT THREE RIVERS STADIUM

(1970-1992)

Year	Regular Season	Post Season	Overall	Year	Regular Season	Post Season	Overall
1970	4-3	—	4-3	1982	4-0	0-1	4-1
1971	5-2	—	5-2	1983	4-4	0-0	4-4
1972	7-0	1-1	8-1	1984	6-2	0-0	6-2
1973	7-1	0-0	7-1	1985	5-3	—	5-3
1974	5-2	1-0	6-2	1986	4-4	—	4-4
1975	6-1	2-0	8-1	1987	4-3	—	4-3
1976	6-1	0-0	6-1	1988	4-4	—	4-4
1977	6-1	0-0	6-1	1989	4-4	0-0	4-4
1978	7-1	2-0	9-1	1990	6-2	—	6-2
1979	8-0	2-0	10-0	1991	5-3	—	5-3
1980	6-2	—	6-2	1992	7-1	0-1	7-2
1981	5-3	—	5-3	Totals	125-47	8-3	133-50
					(.727)	(.727)	(.727)

Note: In games vs. AFC Central Division teams, the Steelers have a record of 50-17 (.746) at Three Rivers Stadium.

STEELERS AT THREE RIVERS STADIUM vs. NFL OPPONENTS (1970-1992)

Steelers vs. AFC teams:			(Post-season)	Steelers vs. NFC teams:		
Buffalo Bills	4-2*	(1-1)		Atlanta Falcons	4-0	
Cincinnati Bengals	16-7			Chicago Bears	2-1	
Cleveland Browns	19-4			Dallas Cowboys	3-0	
Denver Broncos	4-5*	(1-0)		Detroit Lions	3-0	
Houston Oilers	18-6*	(2-0)		Green Bay Packers	2-1	
Indianapolis Colts	7-0*	(1-0)		Los Angeles Rams	3-1	
Kansas City Chiefs	7-4			Minnesota Vikings	2-2	
Los Angeles Raiders	3-3*	(2-0)		New Orleans Saints	1-1	
Miami Dolphins	4-3*	(1-1)		New York Giants	1-1	
New England Patriots	6-3			Philadelphia Eagles	1-1	
New York Jets	4-0			Phoenix Cardinals	1-0	
San Diego Chargers	8-1*	(0-1)		San Francisco 49ers	2-1	
Seattle Seahawks	4-1			Tampa Bay Buccaneers	2-0	
				Washington Redskins	2-2	
Total vs. AFC:	104-39	(8-3)		Total vs. NFC:	29-11	
	(73%)				(73%)	

*Includes postseason

STEELERS AT THREE RIVERS STADIUM MONTH-BY-MONTH* (1970-1992)

Year	Sept.	Oct.	Nov.	Dec.	Jan.	Year	Sept.	Oct.	Nov.	Dec.	Jan.
1970	0-1	1-0	3-1	0-1	—	1982	1-0	—	—	2-0	1-1
1971	1-0	2-0	2-1	0-1	—	1983	0-2	3-0	1-1	0-1	—
1972	1-0	2-0	3-0	2-1	—	1984	1-1	2-1	2-0	1-0	—
1973	2-0	3-0	1-1	1-0	—	1985	2-1	1-0	1-1	1-1	—
1974	1-1	2-0	1-0	2-1	—	1986	0-1	1-2	2-0	1-1	—
1975	0-1	2-0	2-0	3-0	1-0	1987	1-0	2-0	0-2	1-1	—
1976	1-1	2-0	2-0	1-0	—	1988	1-1	1-2	1-1	1-0	—
1977	1-1	2-0	2-0	1-0	—	1989	1-1	1-1	1-1	1-1	—
1978	2-0	2-1	2-0	2-0	1-0	1990	1-1	2-0	1-0	2-1	—
1979	2-0	2-0	2-0	3-0	1-0	1991	2-0	0-2	1-1	2-0	—
1980	2-0	0-2	3-0	1-0	—	1992	1-0	1-0	3-0	1-1	0-1
1981	2-1	2-0	1-1	0-1	—	Total	26-14	36-11	37-11	29-12	4-2
							(65%)	(77%)	(77%)	(71%)	(67%)

*Includes Regular and Postseason only.

FUTURE SUPER BOWLS

Super Bowl XXVIII

January 30, 1994 Georgia Dome, Atlanta, GA


Super Bowl XXIX

January 29, 1995 Joe Robbie Stadium, Miami, FL

Super Bowl XXX

January 28, 1996 Sun Devil Stadium, Tempe, AZ

STEELERS COACHES



BILL COWHER

Head Coach

Selected as the National Football League's 1992 Coach of the Year by the Associated Press and The Sporting News, Bill Cowher made an impressive and positive impact in his first season as a head coach. He directed the Steelers to their first AFC Central division crown in eight years with an 11-5 record, the team's best mark since they last won a Super Bowl, in 1979. The Steelers shared the best record in the American Football Conference as one of four teams to win 11 games, and Cowher became one of only 12 coaches in NFL history to win 11 games in his first season.

As the second-youngest head coach in the NFL, Cowher instilled intensity and enthusiasm in a young Steelers team while building a foundation for future success. Cowher saw six of his players go to last year's Pro Bowl, which was the most Steelers representation since the 1979 season.

Under Cowher's leadership the Steelers improved their offensive ranking from 20th to ninth in the NFL over the previous year with the fourth-best rushing attack. The defense rose from 22nd to 13th overall including an eighth-place ranking in pass defense.

Highlighting the Steelers' rise in 1992 were their league-leading 43 take-aways and 21 fumble recoveries, a + 11 turnover ratio which was the NFL's second-best, 225 total points allowed which also ranked second in the league, and just 21 touchdowns allowed by the defense which shared the lead for all NFL defensive units.

The 15th head coach in the Steelers' history, Cowher stepped into his role on January 21, 1992. At 34 he was three years younger than the man he replaced, Hall of Famer Chuck Noll, when Noll was named the Steelers' head coach in January of 1969. Cowher immediately began assembling a coaching staff made up of a balance of veteran NFL coaches and experienced coaches from the college ranks. With only two assistants who had ever worked together before, Cowher's staff went to work on the team's goal — winning championships.

At age 36 Cowher is younger than all NFL head coaches except Cincinnati's David Shula. Despite his youth, this is Cowher's 14th year in the league including five seasons as a player and seven as an assistant coach.

A Pittsburgh-area native, Cowher returned to his hometown in 1992 following seven years as an assistant coach under Marty Schottenheimer in Cleveland and Kansas City. In his eight years of coaching Cowher has not been associated with a team that posted a losing record. His appointment as the Steelers' head coach immediately followed a three-year stint as defensive coordinator and linebackers coach for the Chiefs.

In 1989, Cowher's first season as a 32-year-old defensive coordinator, the Kansas City defense led the AFC and ranked second in the NFL in allowing an average of 268.3 yards per game. The following year the unit led the league in three categories with 60 sacks, 25 fumbles recovered, and 45 takeaways. In 1991 the Chiefs ranked third in the conference and fifth overall in the NFL en route to a 10-6 finish and a wild card playoff berth.

Cowher's move to Kansas City in 1989 followed four years of coaching in Cleveland, where he served on Schottenheimer's staff as the Browns' special teams coach in 1985-86 and secondary coach in 1987-88. As secondary coach, Cowher saw his 1987 group make 23 interceptions to tie for third in the AFC, while in 1988 the Cleveland defense ranked fourth overall in the conference.

A former linebacker and special teams standout, Cowher enjoyed a five-year NFL playing career with the Browns (1980-82) and the Philadelphia Eagles (1983-84). He signed with Philadelphia in 1979 as an undrafted free agent rookie, but was the last linebacker waived in training camp after playing in three preseason games. The following year he signed with Cleveland and earned a roster spot, playing in all 16 games including two starts at inside linebacker.

Cowher sat out the 1981 season after suffering a season-ending knee injury in the third preseason game, returning in 1982 as special teams captain and starting at outside linebacker in two games while playing in all nine contests.

Cowher was traded to Philadelphia prior to the start of the 1983 season (Aug. 21) for a ninth-round draft pick. He was selected the Eagles' most valuable special teams player that year and played in all 16 games. In 1984 a career-ending knee injury kept him out of all but four games. Cowher returned to Cleveland the following season and embarked upon his coaching career as a member of Schottenheimer's Browns staff. At age 28 he was the league's second-youngest assistant coach.

Cowher grew up in the Crafton area west of Pittsburgh. He is a 1975 graduate of Carlynton High School, where he excelled in football, basketball and track. He was selected honorable mention all-state in football as a senior before moving on to North Carolina State, where he earned four letters and was a three-year starter at linebacker. As a senior in 1978 Cowher was selected the team's captain as well as most valuable player after leading the defense in tackles for the second straight year. He also received the 1978 Cary Brewbaker Award as the school's outstanding defensive lineman as selected by the coaching staff. In 1979 Cowher was graduated with a bachelor of science degree in education.

William Laird Cowher was born in Pittsburgh on May 8, 1957. It was at North Carolina State that Cowher met his wife, Kaye. Also a graduate of North Carolina State, Kaye and her twin sister Faye played professional basketball for the New York Stars of the Women's Professional Basketball League. The Cowhers have three daughters — Meagan Lyn (7), Lauren Marie (5), and Lindsay Morgan (2).

NFL COACHES WHO WON 11 OR MORE GAMES IN FIRST SEASON

Wins	Coach (Team)	Year	Record
14	George Siefert (San Francisco 49ers)	1989	14-2
12	John Madden (Oakland Raiders)	1969	12-1-1
12	Chuck Knox (Los Angeles Rams)	1973	12-2
12	Red Miller (Denver Broncos)	1977	12-2
12	Ray Malavasi (Los Angeles Rams)	1978	12-4
11	Norm Barry (Chicago Cardinals)	1925	11-2-1
11	Don McCafferty (Baltimore Colts)	1970	11-2-1
11	Punk Berryman (Frankford Yellowjackets)	1924	11-2-1
11	Potsy Clark (Portsmouth Spartans)	1931	11-3
11	Bill Cowher (Pittsburgh Steelers)	1992	11-5
11	Dennis Green (Minnesota Vikings)	1992	11-5
11	Bobby Ross (San Diego Chargers)	1992	11-5



DOM CAPERS
Defensive Coordinator

Dom Capers is in his second year as defensive coordinator since joining the Steelers staff on January 30, 1992. Now in his 19th season of coaching and his eighth in the NFL, Capers, 42, came to the Steelers following six seasons as the New Orleans Saints' defensive backs coach.

Under Capers the Steelers led the NFL in takeaways in 1992 with 43, and in fumbles recovered with 21, en route to a +11 turnover ratio which was the league's second-best. Their 22 interceptions ranked seventh, but the unit allowed just 21 TDs to tie New Orleans for the fewest in the NFL, and the 225 total points allowed ranked second in the league.

Overall the Steelers defense improved last year from 22nd to 13th in the NFL, with a jump from 26th to eighth in pass defense.

While in New Orleans Capers' defense ranked among the NFL's top five for interceptions three times. In 1991 they ranked second in total defense, rushing defense and pass defense. They also led the NFL with 29 interceptions and ranked third with 50 sacks.

Capers' 19-year coaching career includes nine seasons at colleges and two in the USFL. He was a graduate assistant at Kent State (1972-74) and Washington (1975) prior to starting fulltime coaching in 1975, where he had stops at Hawaii (1975-76), San Jose State (1977), California (1978-79), Tennessee (1980-81), and Ohio State (1982-83).

In 1984 Capers joined Jim Mora's staff with the USFL Philadelphia/Baltimore Stars. In both 1984 and 1985 the Stars won the USFL championship. Capers then followed Mora to the Saints in 1986 as defensive backs coach.

Capers is a graduate of Mount Union College in Alliance, Ohio, where he played defensive back from 1968-71 and also played baseball. He earned a bachelor of arts degree in 1972 and his master's in administration in 1974.

Dorn was born on August 7, 1950 in Cambridge, Ohio. He lives in Pittsburgh.



RON ERHARDT
Offensive Coordinator

Ron Erhardt enters his 37th year of coaching and his second as the Steelers' offensive coordinator. He joined the Steelers on January 27, 1992 following 10 years with the New York Giants. The 1993 season is Erhardt's 21st in the NFL.

Under Erhardt the Steelers ran through the NFL in 1992 with the league's fourth-ranked rushing attack. With the AFC's leading rusher they averaged 134.8 rushing yards per game, and with an average of 306.6 total yards the Steelers had the NFL's ninth-ranked offense overall.

Erhardt served as the Giants' offensive coordinator from 1982-90, a span highlighted by wins in Super Bowls XXI and XXV. He was assistant head coach in 1991 prior to joining the Steelers.

Erhardt, 62, began his coaching career at the high school level in North Dakota, coaching at Williston High in 1956 followed by six years as head coach at St. Mary's and Bishop Ryan, where he posted a 45-9-2 record as a head coach.

In 1963 Erhardt moved into the college ranks at North Dakota State (1963-72), where he was head coach from 1966-72 and had a 62-7-1 record over seven seasons including two consecutive College Division national championships. His .884 winning percentage makes him one of the winningest coaches ever in the College Division.

Erhardt joined the NFL in 1973 as offensive backfield coach for the New England Patriots. He was offensive coordinator in 1977-78 before being named head coach in 1979. Erhardt's Patriots had records of 9-7, 10-6, and 2-14 in his three seasons before he joined the Giants in 1982.

Erhardt was an all-conference quarterback for Jamestown (N.D.) College, also lettering in baseball and basketball. After college he served three years in the military.

Ron was born on February 27, 1931 in Mandan, North Dakota. He and his wife Anita have four children — Jan, Rob, Jim, and Jill.



STEVE FURNESS
Defensive Line Coach

Steve Furness returned to the Steelers on January 27, 1992 as defensive line coach. His return came 12 years after the end of his nine-year playing career as a defensive tackle for the Steelers. Furness, 42, is in his 12th year of coaching and his third as an NFL assistant.

Furness joined the Steelers after serving as defensive line coach for the Indianapolis Colts in 1991. His stop in Indianapolis followed eight years of coaching at the college level. He began his coaching career in 1982 with the USFL Philadelphia Stars under head coach George Perles.

In 1983 Furness went with Perles to Michigan State, where he coached the defensive line from 1983-90. In the course of those eight seasons the Spartans made six bowl appearances.

Furness' NFL playing career began as a fifth-round draft choice of the Steelers in 1972. Over the next nine years (1972-80), in which he started 49 games, Furness accumulated 32 sacks which still rank him seventh in team history. In 1977 he led the team with a career-high eight and a half sacks.

One of only 22 players who were on all four Steelers Super Bowl teams, Furness and running backs coach Dick Hoak are the only Steelers remaining from the team's Super Bowl era.

In August of 1981 Furness was traded to the Tampa Bay Buccaneers. He was waived before signing as a free agent with the Detroit Lions, where he spent 1981, his last year as a player.

A graduate of Rhode Island, Furness was inducted into his alma mater's hall of fame in 1987. He received his bachelor's degree in 1972 and earned a master's degree in athletic administration from Michigan State in 1987. Furness is currently working towards a Ph.D. in higher education and administration.

Steve was born on December 5, 1950 in Warwick, Rhode Island. He and his wife Deborah, who also hails from Warwick, have two sons — Zachary and Zaban.



JOHN GUY
Special Teams Coach

John Guy is in his second year as the Steelers' special teams coach and his 21st season of coaching overall. Guy, 42, joined the Steelers staff on February 12, 1992.

Last year the Steelers' special teams ranked third in the NFL on punt returns with an 11.4-yard average and eighth on punt coverage with a 7.9-yard average. Rod Woodson was the AFC's top punt returner with an 11.4 average and ranked eighth on kickoff returns with an 18.8 average.

Among the highlights in 1992 were two special teams TDs, one on an 80-yard punt return. Also contributed were a blocked field goal, a blocked punt, two fumbles forced and two fumbles recovered, one for a TD.

Guy was introduced to the Steelers through the NFL Minority Coaching Fellowship Program, in which each NFL team sponsors a minority college coach during training camp. Guy spent parts of the 1990 and 1991 training camps with the Steelers, working primarily with the linebackers.

When he joined the Steelers Guy became the eighth coach to join an NFL team fulltime through the Minority Coaching Fellowship Program, which began in 1987.

Guy spent his first 19 years in coaching at the college level. He began in 1973 under Bill Dooley at North Carolina, where he spent five years (1973-77). Following were stops at Virginia Tech (1978), Duke (1978-80), Georgia Tech (1981-86), Alabama (1987-89), and Kentucky (1990-91).

In his two years at Kentucky Guy served as assistant head coach/football operations in addition to coaching the outside linebackers and kickers.

Guy attended North Carolina A&T, where he was an All-MEAC defensive back and kicker. A 1972 academic All-MEAC selection as well, he received his sociology and psychology degree from North Carolina A&T in 1973 and a master's from North Carolina in 1974.

John was born on May 26, 1951 in Greensboro, N.C.



BOB HARRISON
Wide Receivers Coach

Bob Harrison is in his second season coaching the Steelers' wide receivers and his 6th year of coaching in the NFL. He joined the Steelers' staff on February 6, 1992 and is in his 26th year of coaching including 17 at the college level.

Under Harrison last season three of the team's top four pass catchers were wide receivers. As a whole the position combined for 126 receptions for 1,772 yards and seven TDs.

Harrison's previous NFL coaching position was as receivers coach for the Atlanta Falcons, where he spent the 1983-86 seasons.

Harrison, 51, has coached at the high school, collegiate, and professional levels. He began his coaching career in 1964 at his alma mater, John Adams High School in Cleveland, Ohio. He was an assistant coach from 1964-66 and head coach from 1967-68 in addition to serving as academic instructor.

In 1969 Harrison moved to the college ranks, where he spent the next 14 years as defensive coach at Kent State (1969-70), receivers coach at Iowa (1971-73), offensive coordinator at Cornell (1974), tight ends and tackles coach at North Carolina State (1975-76), and receivers coach under Johnny Majors at Tennessee (1977-82). In Harrison's six years at Tennessee the Volunteers played in three bowl games.

In 1983 Harrison was named receivers coach of the Falcons and coached there through the 1986 season.

Harrison joined the staff at Georgia in 1988, where he spent three years (1988-90) as the team's receivers coach prior to joining the Steelers.

Harrison was an All-MAC receiver as well as team captain at Kent State. He was graduated in 1964 with a bachelor's degree in history and political science.

Bob was born on September 9, 1941 in Cleveland, Ohio. He and his wife Anna Marie have two daughters — Lorraine and Barbara.



DICK HOAK
Running Backs Coach

Dick Hoak, the longest tenured Steelers coach, is in his 32nd year with the Steelers and his 22nd consecutive as a Steelers assistant coach. He served as offensive backfield coach for 20 seasons under Chuck Noll before being named running backs coach by Bill Cowher on January 27, 1992 as the only assistant retained from the previous Steelers staff.

Last year Hoak oversaw the AFC's leading rusher in Barry Foster, who broke five team rushing records in his 1,690-yard season.

Hoak, 53, joined the Steelers' staff in 1972 under Noll after one year of coaching high school football and just two years after retiring from an outstanding playing career for the Steelers.

The Steelers' seventh round draft choice out of Penn State in 1961, Hoak spent the next 10 seasons in the Pittsburgh backfield. He led the Steelers in rushing three times (1965, 1968, 1969) and played in one Pro Bowl (1969) after ranking fourth in the NFL in 1968 with 858 rushing yards.

When he retired following the 1970 season Hoak had gained 3,965 rushing yards, which at that time was second in team history and today ranks fourth behind Hall of Famers Franco Harris and John Henry Johnson, and Frank Pollard.

Hoak also currently ranks eighth in Steelers history for career touchdowns with 33, fourth in rushing touchdowns with 25, and second in rushing attempts with 1,132. In addition to his rushing total, Hoak made 145 receptions for 1,152 yards and eight touchdowns in his career.

As a standout running back and quarterback for Penn State, Hoak was named his team's MVP as a senior. He graduated in 1961 with a bachelor's degree in social studies.

Dick was born on December 8, 1939 in Jeannette, Pennsylvania. He and his wife Lynn have three children — daughters Kelly and Katie and son Richard. The Hoaks live in Greensburg.



PAT HODGSON
Tight Ends Coach

Pat Hodgson is in his second year of coaching the Steelers' tight ends since joining the staff on February 3, 1992. Now in his 23rd year of coaching and his 12th in the NFL, Hodgson spent 11 seasons coaching in the college ranks prior to moving to the NFL in 1978.

Hodgson coaches one of the Steelers' strongest and deepest positions. Last year the tight ends combined to score seven of the team's 15 passing TDs while contributing 36 receptions for 377 yards. They also played a significant role in the team's fourth-place NFL ranking among rushing attacks.

A former NFL tight end himself, Hodgson spent two years as a player with the Washington Redskins (1966) and Minnesota Vikings (1967). He began his coaching career the following year and coached at Georgia (1968-70, 1972-77), Florida State (1971), and Texas Tech (1978).

In 1978 Hodgson returned to the NFL as receivers coach for the San Diego Chargers. He then coached the New York Giants' tight ends from 1979-87, during which time Hodgson worked with offensive coordinator Ron Erhardt. That span also included the Giants' win in Super Bowl XXI.

Hodgson, 49, returned to coaching in 1992 after four years away from football. After leaving the Giants following the 1987 season he worked as the director of marketing for Richard A. Stevens, a construction management firm in Whippany, New Jersey.

Hodgson played tight end from 1963-65 at Georgia, where he was the team MVP, co-captain, and honorable mention All-America in 1965.

An All-SEC selection in both 1963 and 1965, Hodgson was graduated with a B.B.A. degree in general business in 1966.

Pat was born on January 30, 1944 in Columbus, Georgia. He and his wife Mary Ann have two sons — Pat, Jr. and Chris.



DICK LeBEAU
Defensive Backs Coach

Dick LeBeau is in his 35th NFL season and his 21st in coaching this year, his second with the Steelers. He was named defensive backs coach on February 7, 1992 following 12 years with the Cincinnati Bengals, the last eight as defensive coordinator.

Under LeBeau last year the Steelers secondary made 18 of the team's 22 interceptions as the unit ranked fourth in the AFC and eighth in the NFL in pass defense.

LeBeau spent his first 14 NFL seasons as a standout cornerback for the Detroit Lions. After being drafted by the Cleveland Browns on the fifth round in 1959 he was waived and signed with Detroit. LeBeau played in 171 consecutive games for the Lions from 1959-72 and was voted to the Pro Bowl in 1965, 1966, and 1967.

LeBeau's 62 career interceptions, which included a career-high nine to lead the NFC in 1970, ranked third in NFL history at the time of his retirement. He is currently tied for fifth place on the NFL all-time list, trailing only Paul Krause, Emlen Tunnell, Dick "Night Train" Lane and Ken Riley, sharing fifth place with Dave Brown.

LeBeau retired following the 1972 season and began his coaching career as special teams coach for the Philadelphia Eagles (1973-75). He also served four seasons as defensive backs coach for the Green Bay Packers (1976-79) before taking the same position with Cincinnati in 1980. In 1984 LeBeau was promoted to defensive coordinator, a position he held through the 1991 season, in addition to coaching the Bengals' defensive backs.

LeBeau, 55, attended Ohio State, where he played offensive and defensive back. He was a member of the Buckeyes' 1957 national champion team and was graduated in 1959 with a bachelor's degree in education.

Dick was born on September 9, 1937 in London, Ohio. He and his wife Nancy have one son, Brandon Grant.



MARVIN LEWIS
Linebackers Coach

Marvin Lewis is in his second season as the Steelers' linebackers coach since being named to the position on February 6, 1992. This is his first NFL coaching position following 11 years of coaching at the college level.

Under Lewis' coaching last season the Steelers linebackers combined for 16 sacks, four interceptions and seven fumbles recovered.

The 34-year-old Lewis is a native of nearby McDonald, Pennsylvania. He returned to the Pittsburgh area in 1990 to coach the University of Pittsburgh outside linebackers for two seasons.

In 1981 Lewis began his coaching career at his alma mater, Idaho State, where he was linebackers coach from 1981-84. In Lewis' first season on the Idaho State staff the team finished 12-1 and won the NCAA Division I-AA championship.

Lewis then coached the outside linebackers at Long Beach State for two seasons (1985-86), followed by three years at New Mexico (1987-89), where his duties were the inside linebackers in 1987 and 1988 and outside linebackers in 1989. He also served the dual role of recruiting coordinator his last two years at New Mexico before returning to Pittsburgh in 1990.

After graduating from McDonald's Fort Cherry High, where he was an all-conference quarterback and safety and also lettered in wrestling and baseball, Lewis went west to Idaho State. He earned All-Big Sky Conference honors in 1978, 1979, and 1980 as a linebacker and also played quarterback and free safety during his college career.

Lewis received his bachelor's degree in physical education from Idaho State in 1981. In 1982 he received a master's in athletic administration.

Marvin was born on September 23, 1958 in McDonald, Pennsylvania. He and his wife Peggy have two children — daughter Whitney and son Marcus.



KENT STEPHENSON
Offensive Line Coach

Kent Stephenson enters his 29th season of coaching this year, his ninth in the NFL and his second with the Steelers. He was named offensive line coach on February 7, 1992 following seven years in the same capacity with the Seattle Seahawks.

The offensive line underwent a dramatic change last year in adapting to the run-oriented, power football philosophy. The group met the challenge under Stephenson, as evidenced by two Steelers offensive linemen being selected for the Pro Bowl for the first time since 1983.

Adding to the impressive showing by the offensive line was the fact that the starting five was made up of a second-round draft choice, a sixth, a tenth, a 12th, and a Plan B free agent.

Stephenson's coaching career started in 1965 and includes 18 years at the college level and two in the USFL prior to his entering the NFL in 1985 with Seattle.

In 1965 Stephenson began his coaching career at Wayne State (1965-68). Over the next 18 years he coached at North Dakota (1969-71), Southern Methodist (1972-73), Iowa (1974-76), Oklahoma State (1977-78), and Kansas (1979-82).

Stephenson got his first pro coaching job in 1983 as offensive line coach of the USFL Michigan Panthers (1983-84). In 1983 the Panthers won the USFL championship.

In 1985 Stephenson entered the NFL as the Seattle Seahawks' offensive line coach under Chuck Knox. He spent seven seasons (1985-91) in that capacity before joining the Steelers last year.

Stephenson was an all-conference selection as an offensive and defensive lineman at Northern Iowa. He graduated in history and physical education in 1965, and received a master's in education from Wayne State in 1966.

Kent was born on February 4, 1942 in Anita, Iowa. He and his wife Shirley have two children — daughter Heidi and son Kyle.

STEELERS SCOUTING STAFF



TOM MODRAK
Director of Scouting

Tom Modrak is in his 15th year with the Steelers and his second as director of scouting. He is responsible for overseeing the Steelers' scouts and the evaluation of players in the college talent pool.

Modrak, 51, joined the Steelers on a full-time basis in 1979. From 1979-86 Modrak served as pro talent scout. He then spent two years as director of pro scouting (1987-88) before taking over as college scouting coordinator in January of 1989.

Modrak's scouting career began in 1973 as a part-time scout for the Steelers. He then spent six months as a scout for BLESTO before rejoining the Steelers full-time in 1979.

A graduate of Indiana University (Pa.), Modrak received his bachelor's degree in geology in 1965. In 1972 he earned a master's in physical education from West Virginia.

Tom and his wife Sandy have two daughters, Stephanie and Erin. The Modraks live in Pittsburgh.



CHARLES BAILEY
Pro Personnel Coordinator

Charles Bailey begins his fifth season with the Steelers, his 13th in scouting, and his second as pro personnel coordinator. He joined the Steelers in June of 1989 after eight years as an eastern scout with National Football Scouting. His responsibility is the scouting of Steelers opponents in the NFL.

A lifelong resident of Winston-Salem, North Carolina, Bailey began his scouting career in 1981 with National. His start with National followed six years on the coaching staff at Winston-Salem State (1976-81).

Bailey, 42, attended North Carolina Central, where he played football from 1969-73. He was graduated in 1974 with a physical education degree, and in 1980 he earned his master's in guidance and counseling from North Carolina A&T.

Charles and his wife Carolyn have three children, daughters Kahmil (9) and Aundrea (7) and son Charles (3). The Bailey family lives in Pittsburgh.

STEELERS FOOTBALL OPERATIONS



ANTHONY GRIGGS
Player Development Coordinator

Anthony Griggs was hired in 1992 as player development coordinator to work in the area of the NFL's newly-created Player Programs. His responsibilities include continuing education, internships, investment information and counseling services for the players.

Griggs worked in strength and conditioning with the Atlanta Falcons in 1990 before working for two years with a fitness consultation firm and an athletic club in Atlanta, Ga.

A former linebacker with the Philadelphia Eagles (1982-85) and Cleveland Browns (1986-88), Griggs began his NFL career as a fourth-round draft choice of the Eagles in 1982 out of Ohio State. He was graduated with a bachelor's degree in communications from Villanova in 1983.

Anthony and his wife Bernita live in Pittsburgh.



PHIL KREIDLER
College Scout

Phil Kreidler is in his second season as a college scout. After serving a fulltime internship in the Steelers' personnel department in 1991-92, he was named to the scouting staff in June of 1992. He primarily scouts colleges in the south and southwest regions of the country.

From 1988-90 Kreidler served as a graduate assistant coach at the University of Cincinnati, where he helped coach the wide receivers and quarterbacks.

Kreidler, 27, attended Furman University, where he played free safety. He was a member of two Southern Conference champion teams as Furman posted a record of 35-11 during his four seasons. He was graduated in 1988 with a degree in history and a minor in physical education.

Phil is single and lives in Memphis, Tenn.



MAX MCCARTNEY
College Scout

Max McCartney is in his fifth season with the Steelers and his 34th year in football. He spent 23 years as a college coach, beginning in 1959 as an assistant to Don Coryell at Whittier College. McCartney is primarily responsible for scouting the midwest region of the country.

McCartney coached at Whittier, San Diego State, Utah State, Stanford, Cal-Berkeley, and Illinois. He also coached two seasons in the CFL for the British Columbia Lions (1977) and Calgary Stampeders (1978).

In 1979 McCartney served as an administrative assistant for the San Francisco 49ers, and in 1987 he was a scout for the San Diego Chargers.

McCartney played linebacker and running back at Whittier College. He was graduated in 1959 with an education degree, and received his master's in 1962.

Max and his wife Pamela live in Monticello, Illinois.



BOB SCHMITZ
College Scout

Bob Schmitz enters his 18th year of scouting for the Steelers and his 24th season with the organization. A former Steelers linebacker, he joined the scouting department in 1976. Schmitz is primarily responsible for scouting the college players in the western region of the country.

Schmitz was drafted by the Steelers on the 14th round in 1961. A linebacker out of Montana State, he played six seasons for the Steelers, from 1961-66.

Schmitz made his start in scouting in 1971 with BLESTO. He spent five years with BLESTO (1971-75) prior to joining the Steelers' scouting staff in 1976.

Schmitz was graduated from Montana State in 1961 with a bachelor's degree in business administration.

Bob and his wife Kathryn have four children — daughters Meghan and Amy and sons Bobby and Michael. The Schmitz family lives in Glendale, Arizona.

TRAINING STAFF



JOHN NORWIG
Head Trainer

John Norwig is in his third year as the Steelers' head trainer and his 15th year in athletic training. His training career began in 1979 as athletic trainer at Bellefonte (Pa.) High. Norwig then served six years as assistant trainer and health education instructor at Penn State (1980-85). During that time he assisted the San Francisco 49ers at their 1984 training camp. Norwig was head athletic trainer at Vanderbilt (1986-91) before joining the Steelers.

Norwig earned a bachelor's degree in health and physical education from Penn State in 1979 and a master's in health education in 1984. He is a member of the American College of Sports Medicine, American Orthopedic Society for Sports Medicine, and the National Athletic Trainers Association.

John and his wife Emily have one daughter, Erin. The Norwigs live in the North Hills.



RICK BURKHOLDER
Assistant Trainer

Rick Burkholder is in his first year in the NFL since joining the Steelers on July 1. For the past three years he served as assistant football trainer at the University of Pittsburgh.

A 1987 graduate of Pitt, Burkholder also earned a master's degree in athletic training in 1989 at the University of Arizona. While there he spent two years as a graduate assistant and one as an assistant trainer.

While a student at Pitt, Burkholder was a member of the soccer team and interned in the sports information office and for the New England Patriots. He received the 1986 George I. Carson Award for outstanding contributions in the athletic department and achievement in the classroom.

A certified trainer and a member of the National Athletic Trainers Association, Rick is single and lives in Bloomfield.



CHET FUHRMAN
Conditioning Coordinator

following 10 years as strength and conditioning coach at Penn State. Fuhrman is in his 15th year of strength training.

A native of Harrisburg, Pa., Fuhrman served as the assistant strength and conditioning coach at Penn State from 1979-80. He was named the first strength and conditioning coach ever at Weber State in Ogden, Utah in 1981, returning to Penn State to take charge of the strength and conditioning program in 1982.

Fuhrman, 41, was graduated from Central State University in Edmond, Okla. in 1973 with a degree in physical education. He spent the next 5 years as strength coach and assistant coach in football and track at Harrisburg and Steelton-Highspire High Schools. Fuhrman is a member of the National Strength and Conditioning Association.

Chet and his wife Lisa have two children — daughter Erica and son Michael.

Chet Fuhrman was named conditioning coordinator in February of 1992

EQUIPMENT & VIDEO STAFF



TONY PARISI
Equipment Manager

Tony Parisi is in his 29th year as the Steelers' equipment manager. He joined the organization in 1965 after 5 seasons as the head trainer and backup goaltender for the Pittsburgh Hornets hockey team.

For 28 seasons Parisi has overseen all of the purchasing, fitting, customizing, issuing, and reconditioning of the Steelers' equipment and uniforms.

A native of Canada, Parisi enjoyed a 16-year career playing hockey, mostly at the professional level, from 1949-65. In 1950-51 he played in the Chicago Blackhawks organization, and he also spent 5 years playing hockey in Europe.

Tony and his wife Joan have two daughters, Paula and Beth. The Parisis live in Mt. Lebanon.



RODGERS FREYVOGEL
Field Manager

Rodgers Freyvogel begins his 14th season as the Steelers' field manager since joining the organization in 1980. Freyvogel oversees the preparation and maintenance of the Steelers' practice fields at their St. Vincent College training camp as well as at Three Rivers Stadium. He also assists equipment manager Tony Parisi in the issuing and reconditioning of the players' equipment and uniforms.

Freyvogel also manages the miscellaneous practice equipment that the team uses throughout training camp and the season, such as footballs, blocking sleds, and field equipment.

Freyvogel, 41, grew up on Pittsburgh's North Side, where he attended North Catholic High School. Rodgers is single and lives in Ben Avon.



BOB McCARTNEY
Video Coordinator

Bob McCartney has seen the responsibilities of his job undergo dramatic changes in his 20 years as the Steelers' film and video director. He was named film director in 1973 and expanded into video in 1986 when the NFL went from film to video tape format.

Prior to taking over the filming operation, McCartney worked in the Steelers' ticket office.

McCartney, a Pittsburgh native, attended South Catholic High School. He was graduated from Wheeling (W.V.) Jesuit College in 1972 with a bachelor's degree in English.

Bob and his wife Gail have two children — daughter Kathleen (12) and son Robert (6). Bob was born in Pittsburgh on May 16, 1950. The McCartneys live in Mt. Lebanon.

STEELERS VETERANS



GARY ANDERSON—PK

1

HEIGHT—5-11

WEIGHT—178

COLLEGE—Syracuse

BIRTHDATE—July 16, 1959

BIRTHPLACE—Parys, Orange Free State, South Africa

HOW ACQUIRED—Waivers (1982 from Buffalo)

NFL EXP.—12th Year

GAMES PLAYED-STARTED—'82 (9-0), '83 (16-0), '84 (16-0), '85 (16-0), '86 (16-0), '87 (12-0), '88 (16-0), '89 (16-0), '90 (16-0), '91 (16-0), '92 (16-0)

CAREER TOTALS: 165-0

PRO: One of NFL history's most consistent and productive kickers, ranks 4th all-time in career FG pct., 9th in FGs, 15th in scoring . . . Has converted 257 of 336 FGAs for 76.49% to trail only Pete Stoyanovich, Nick Lowery and Morten Andersen in league history . . . FG total of 257 is 9th all-time and 2nd to Lowery's 306 among active players, while point total of 1,123 is 15th all-time and 5th among current players . . . Entering 1993 needs 26 FGs to move from 9th place to 6th on all-time list, passing Jim Bakken (282) and Fred Cox (282) . . . Needs 8 points to pass Gino Cappelletti (1,130) for 14th on all-time scoring chart, and 19 to move to 13th place ahead of Eddie Murray (1,141) . . . Owns 20 all-time team records including 16 for regular season: Most points in career (1,123), season (139), and game (by PK, 21), most FG attempts for career (336), most FGs for career (257), season (33) and game (6), longest FG (55 yards), highest FG pct. for career (76.49%) and season (87.0%), most consecutive FGs made (18), most PAT attempts for career (356), most PATs for career (352), most consecutive PATs made (202), most seasons leading team in scoring (11) and most consecutive seasons leading team in scoring (11) . . . Four postseason records are for most points in a game (by PK, 14), most FGs in a game (4), most consecutive FGs made (8), and longest FG (50 yards) . . . Streak of 202 PATs made from 1983-88 ranks 3rd in NFL history . . . Has made 7 longest FGs in team history, all from 50+ yards . . . Made 57 consecutive FGs from 35 yards and in (9/20/87 - 11/3/91) . . . Has had 6 100-point seasons . . . Former team MVP (1983), 2-time Pro Bowler (1984, '86), and 3-time AFC scoring champion (1983-85) . . . Has played in 165 games to rank 2nd among active players with streak of last 90 ranking 2nd to Merrill Hoge . . . By playing in all 16 games this year will reach 181, passing Tunch Ilkin (164), Ernie Stautner (173), L.C. Greenwood (174), Jon Kolb (177), and tying Joe Greene (181) for 5th place in team history . . . **1992:** Tied for 3rd in AFC and 6th in NFL with 113 points in making 28/36 FGAs, 29/31 PATs . . . FG total of 28 ranked 2nd in AFC, 4th in NFL, and was best since 28 in 1988 . . . Registered 6th 100-point season and most points since 1988 . . . Of 8 missed FGs 4 were blocked and 3 others were from 45+ yards . . . Kicked 3 FGs in each of 4 games including 3/3 outings in opener at Houston (9/6) and finale vs. Cleveland (12/27) with 11 points in each contest . . . Missed 2 PATs for first time in career with one blocked at Houston (9/6) for first block since 1983, one missed at San Diego (9/20) . . . Scored season-high 12 points on 3/3 FGs, 3/3 PATs vs. Indianapolis (11/22) to earn Steelers special teams player of week honors . . . Accounted for all of team's points 4 times in regular season: At Green Bay (9/27), Cleveland (10/11) and Chicago (12/13) and vs. Minnesota (12/20) . . . Also scored only points in 24-3 playoff loss vs. Buffalo (1/9), which extended team-record 8 consecutive postseason FGs . . . **1991:** Posted 5th 100-point season, making 23/33 FGAs and 31/31 PATs for 100 points to rank 8th in AFC . . . Became 19th player in NFL history to score 1,000 career points (Dec. 8) . . . Made 10 of first 11 FGAs with first 3 misses coming from 50, 52, and 52 yards . . . Of 10 missed FGs, 5 were from 50+ yards . . . Saw streak of 57 consecutive FGs made from 35 yards and in end at Denver (11/3) on 24-yard attempt . . . Had 4-FG games vs. San Diego (9/1) and Houston (11/24) with season-high 14 points in each game . . . Hit 54-yard FG at Houston (12/8) for 2nd-longest in team history . . . **1990:** Converted 20/25 FGs and all 32 PATs for 92 points, ranking 7th in AFC . . . Became 17th player in NFL history to kick 200 FGs vs. Cincinnati (12/2) with perfect 4/4 outing for season-high 12 points . . . Five missed FGAs were all from 44+ yards . . . **1989:** Scored 91 points to rank 8th in AFC with 21/30 FGs, 28/28 PATs . . . Broke team scoring record on Sept. 24 vs. Minnesota with 732nd point, passing Roy Gerela's 12-year-old mark of 731 . . . In postseason broke team records for FGs in a game with 4/4 at Houston (12/31), including 50-yarder in OT to win, and consecutive FGs (7) by following with 3/3 outing at Denver (1/7) . . . **1988:** Ranked 3rd in NFL with 118 points, 2nd in FGs with 28 . . . Made 28/36 FGAs including 21/22 inside 40 . . . Broke 3 team records vs. Denver (10/23) with 6/6 on FGAs and 3/3 on

PATs for 21 points, becoming first AFC PK ever to score 21 points and 4th player in NFL history to make 6/6 FGAs. Second FG was 147th of career, eclipsing Gerela's team record of 146 . . . At Houston (12/4) became 4th player in history to make 200 consecutive PATs, but streak ended in that game at 202 . . . **1987:** Ranked 5th in AFC with 87 points, making 22/27 FGAs, 21/21 PATs . . . Named Pro Bowl alternate . . . Scored 12 points in opener vs. San Francisco (9/13) . . . Hit 20-yard game-winner with 1:47 left vs. Cincinnati (10/25) to total 11 points, but slipped to 2nd in history for FG accuracy as Saint's Andersen hit 100th FG that day . . . Scored 12 points in rematch at Cincinnati (11/22) including 52-yard FG . . . **1986:** Had slow start but finished with 95 points . . . Became all-time NFL FG accuracy leader in game 6 at Cincinnati (10/13) with 100th career FG . . . Forced OT at Cleveland (11/23) with 40-yard FG with 7 seconds left . . . **1985:** Won 3rd straight AFC scoring title and 2nd Pro Bowl trip with team-record 139 points . . . Became first AFC player to win 3 straight scoring titles since Gino Cappelletti (1963-66) . . . Broke 4 team records: single season points (139) and FGs (33), single game FGs (5), and consecutive FGs (18) . . . Had 18 points on 5/5 FG outing vs. Kansas City (11/10) . . . **1984:** Led AFC with 117 points, making 24/32 FGAs and all 45 PATs . . . Broke team record with 53-yard FG at Indianapolis (10/21) before hitting career-best 55-yarder 5 weeks later vs. San Diego (11/25) . . . **1983:** Named to first Pro Bowl after leading AFC with 119 points . . . Earned team MVP honors and named PK of year by NFL Alumni . . . Set team record with 87.1% FG rate, converting 27/31 . . . Made 13 consecutive FGs including last 14 at home . . . Missed PAT for first time in career on block vs. Green Bay (9/11) . . . **1982:** Named to NFL all-rookie team after making 10/12 FGAs, 22/22 PATs for 52 points in strike-shortened season . . . Claimed off waivers from Buffalo on Sept. 7, 6 days before start of season . . . Would have been drafted by Steelers on 7th round but was taken by Buffalo with earlier selection in that round . . . Was 171st player drafted overall, 2nd PK behind Saints' Andersen.

COLLEGE: Finished career with 198 points and made 42 of 56 career FGAs, a success rate of 75.0% . . . As senior posted school-record 97.4% FG rate, making 18/19 . . . Perfect 72/72 on PATs for career . . . Was soccer team's top scorer as freshman and also played rugby . . . Discovered by Syracuse coaches at Philadelphia Eagles tryout camp . . . Graduated in 1982 with business management-accounting degree.

PERSONAL: Married (Carol) with sons Austin Lee (4/7/89) and Douglas Jordan (11/5/90) . . . Lives in Wexford . . . Born in Parys, Orange Free State, South Africa and grew up in Durban, where he attended Brettonwood High . . . Moved with family to United States following high school, settling in Downingtown, Pa . . . Became U.S. citizen in June, 1985 . . . Father was professional soccer player in England . . . Extremely active in local community with Adelphoi Village, Spina Bifida, Youth Guidance and Project Bundle-Up . . . Serves as honorary chairman of Fore! Mercy golf tournament and spends offseason speaking to school groups for Blue Cross of Western Pa. Drug & Alcohol Awareness and Self Esteem Program . . . Wife Carol, who is graduate of Art Institute of Pittsburgh, was named 1989 Childhelp USA/NFLPA Humanitarian Woman of the Year . . . Full name: Gary Allan Anderson.

ANDERSON'S CAREER FIELD GOAL BREAKDOWN

Overall:	257/336 (78%)	[Home: 145/183 (79%)]	Away: 112/153 (73%)
Vs. AFC Central:	96/124 (77%)	[Home: 53/66 (80%)]	Away: 43/58 (74%)
Vs. AFC Teams:	205/257 (80%)	[Home: 117/139 (84%)]	Away: 88/118 (75%)
Vs. NFC Teams:	52/79 (66%)	[Home: 28/44 (64%)]	Away: 24/35 (69%)
On Monday Night:	16/22 (73%)	[Home: 9/12 (75%)]	Away: 7/10 (70%)
In Post-season:	10/14 (71%)	[Home: 1/1 (100%)]	Away: 9/13 (69%)
	On Artificial Turf:	219/279 (79%)	
	On Grass:	38/57 (67%)	
	In Domes:	33/40 (83%)	

ANDERSON'S NFL RECORD

SCORING	Regular Season PATs	FGs	Total
1982 Pittsburgh AFC	22-22 (1.000)	12-10 (.833)	52
1983 Pittsburgh AFC	39-38 (.974)	31-27 (.870)**	119@
1984 Pittsburgh AFC	45-45 (1.000)	32-24 (.750)	117@
1985 Pittsburgh AFC	40-40 (1.000)	42-33** (.786)	139@**
1986 Pittsburgh AFC	32-32 (1.000)	32-21 (.656)	95
1987 Pittsburgh AFC	21-21 (1.000)	27-22 (.815)	87
1988 Pittsburgh AFC	35-34 (.971)	36-28 (.778)	118
1989 Pittsburgh AFC	28-28 (1.000)	30-21 (.700)	91
1990 Pittsburgh AFC	32-32 (1.000)	25-20 (.800)	92
1991 Pittsburgh AFC	31-31 (1.000)	33-23 (.697)	100
1992 Pittsburgh AFC	31-29 (.936)	36-28 (.778)	113
NFL Totals—11 years	356-352 (.989)**	336-257 (.765)**	1,123**
@AFC scoring leader **Team record			

FIELD GOALS	1-19	20-29	30-39	40-49	50 +
1982 Pittsburgh AFC	0-0 (.000)	4-4 (1.000)	2-1 (.500)	5-5 (1.000)	1-0 (.000)
1983 Pittsburgh AFC	2-2 (1.000)	9-8 (.889)	10-9 (.900)	10-8 (.800)	0-0 (.000)
1984 Pittsburgh AFC	0-0 (.000)	9-8 (.889)	9-6 (.667)	11-8 (.727)	3-2 (.667)
1985 Pittsburgh AFC	1-1 (1.000)	13-12 (.923)	15-14 (.933)	9-5 (.556)	4-1 (.250)
1986 Pittsburgh AFC	1-0 (.000)	7-6 (.857)	7-6 (.857)	14-9 (.643)	3-0 (.000)
1987 Pittsburgh AFC	0-0 (.000)	9-8 (.889)	4-4 (1.000)	12-8 (.667)	2-2 (1.000)
1988 Pittsburgh AFC	1-1 (1.000)	11-11 (1.000)	10-9 (.900)	12-6 (.500)	2-1 (.500)
1989 Pittsburgh AFC	2-2 (1.000)	5-5 (1.000)	8-5 (.625)	15-9 (.600)	0-0 (.000)
1990 Pittsburgh AFC	1-1 (1.000)	3-3 (1.000)	8-8 (1.000)	11-8 (.727)	2-0 (.000)
1991 Pittsburgh AFC	0-0 (.000)	10-8 (.800)	11-9 (.818)	6-5 (.833)	6-1 (.167)
1992 Pittsburgh AFC	0-0 (.000)	13-12 (.923)	15-12 (.800)	6-4 (.667)	2-0 (.000)
NFL Totals—11 years	8-7 (.875)	93-85 (.914)	99-83 (.838)	108-78 (.722)	25-7 (.280)

SCORING	Post Season		FGs	Total
	PATs			
1982 Pittsburgh AFC	4-4	(1.000)	0-0 (.000)	4
1983 Pittsburgh AFC	1-1	(1.000)	1-1 (1.000)	4
1984 Pittsburgh AFC	7-7	(1.000)	5-1 (.200)	10
1989 Pittsburgh AFC	4-4	(1.000)	7-7** (1.000)	25
1992 Pittsburgh AFC	0-0	(.000)	1-1 (1.000)	3
NFL Totals—11 years	16-16	(1.000)	14-10 (.714)	46

FIELD GOALS	1-19	20-29	30-39	40-49	50 +
1982 Pittsburgh AFC	0-0 (.000)	0-0 (.000)	0-0 (.000)	0-0 (.000)	0-0 (.000)
1983 Pittsburgh AFC	1-1 (1.000)	0-0 (.000)	0-0 (.000)	0-0 (.000)	0-0 (.000)
1984 Pittsburgh AFC	0-0 (.000)	2-1 (.500)	1-0 (.000)	1-0 (.000)	1-0 (.000)
1989 Pittsburgh AFC	0-0 (.000)	1-1 (1.000)	4-4 (1.000)	1-1 (1.000)	1-1 (1.000)
1992 Pittsburgh AFC	0-0 (.000)	0-0 (.000)	1-1 (1.000)	0-0 (.000)	0-0 (.000)
NFL Totals—11 years	1-1 (1.000)	3-2 (.667)	6-5 (.833)	2-1 (.500)	2-1 (.500)

KICKING ANALYSIS

Regular Season

	Avg. Yds. Attempt	Avg. Yds. Made	Avg. Yds. Missed
1982 Pittsburgh AFC	36.6	34.8	45.5
1983 Pittsburgh AFC	33.4	32.8	37.3
1984 Pittsburgh AFC	36.9	35.5	41.0
1985 Pittsburgh AFC	35.1	32.8	43.4
1986 Pittsburgh AFC	37.1	34.7	41.7
1987 Pittsburgh AFC	36.4	35.5	40.6
1988 Pittsburgh AFC	35.3	31.7	47.6
1989 Pittsburgh AFC	37.6	35.3	42.8
1990 Pittsburgh AFC	38.2	35.8	48.0
1991 Pittsburgh AFC	37.4	35.1	42.6
1992 Pittsburgh AFC	33.8	32.3	38.9
NFL Totals—11 years	36.0	34.0	42.6

NFL'S LEADING ACTIVE SCORERS

Player	Yrs.	TD	FG	PAT	Points
1. Nick Lowery (Kansas City)	14	0	306	449	1,367
2. Jim Breech (Cincinnati)	14	0	243	517	1,246
3. Matt Bahr (N.Y. Giants)	14	0	237	431	1,142
4. Eddie Murray (Tampa Bay)	13	0	249	394	1,141
5. GARY ANDERSON (Pittsburgh)	11	0	257	352	1,123
6. Morten Andersen (New Orleans)	11	0	246	347	1,085
7. Norm Johnson (Atlanta)	11	0	196	410	998

	Post Season Avg. Yds. Attempt	Avg. Yds. Made	Avg. Yds. Missed
1982 Pittsburgh AFC	0.0	0.0	0.0
1983 Pittsburgh AFC	17.0	17.0	0.0
1984 Pittsburgh AFC	37.2	28.0	39.5
1989 Pittsburgh AFC	36.0	36.0	0.0
1992 Pittsburgh AFC	38.0	38.0	0.0
NFL Totals—11 years	35.2	33.5	39.5

ANDERSON'S SINGLE GAME CAREER HIGHS

Regular Season

Most Points—21** (10-23-88 vs. Denver)

Most FGs Attempted—6 (9-6-84 vs. New York Jets, 10-23-88 vs. Denver)

Most FGs Made—6** (10-23-88 vs. Denver)

Most FGs Missed—3 (9-6-84 vs. N.Y. Jets, 12-7-86 vs. Del., 12-22-91 vs. Clev.)

Longest FG—55** (11-25-84 vs. San Diego)

Most PATs—7 (11-25-84 vs. San Diego)

Post Season

Most Points—14 (12-31-89 vs. Houston)

Most FGs Attempted—4 (12-30-84 vs. Denver, 12-31-89 vs. Houston)

Most FGs Made—4** (12-31-89 vs. Houston)

Most FGs Missed—3 (12-30-84 vs. Denver)

Longest FG—50** (in overtime 12-31-89 vs. Houston)

Most PATs—4 (1-6-85 vs. Miami, 1-9-83 vs. San Diego)

** Team record



RUSS CAMPBELL—TE

85

HEIGHT—6-5

WEIGHT—256

COLLEGE—Kansas State

BIRTHDATE—April 2, 1969

BIRTHPLACE—Columbus, Ohio

HOW ACQUIRED—Draft (7th in 1992)

NFL EXPERIENCE—2nd Year

GAMES PLAYED-STARTED—'92 (7-0)

PRO: Promising newcomer a year ago who gained experience as 2nd and 3rd TE. . . Has excellent size and potential and fits well into TE role in offensive scheme. . . Re-signed March 11 of this year. . . **1992:** Played in 7 games overall including 6 of last 7 after recovering from broken hand suffered on opening day. . . Made no receptions but was called on extensively as blocking TE in 2 and 3-TE formations and short yardage situations as well as on special teams. . . Was on injured reserve from Sept. 9 to Nov. 10 with hand injury. . . Waived Dec. 26 to make room for return of Eric Green, re-signing to practice squad Dec. 28 for playoffs. . . Was 179th player drafted overall, 14th among TEs.

COLLEGE: Ranked 12th in school history with 67 receptions for 1,150 yards, 2 TDs. . . As senior co-captain had 32 catches for 595 yards, 2 TDs and 2 100-yard games to earn first team All-Big Eight honors. . . Was 3rd on team as junior with 27 receptions for 473 yards. . . A CoSIDA Academic All-America choice as well as 3-time Academic All-Big Eight selection. . . Graduated in May, 1992 with degree in math.

PERSONAL: Married (Melody) on May 22, 1993. . . Lives in Wichita, Kansas, where he was member of National Honor Society at North High. . . Named all-state as TE, all-city as TE and DT as well as all-city in basketball. . . Was teammate with Detroit Lions RB Barry Sanders. . . Wife Melody is nursing student at Pitt. . . Full name: Russell Lee Campbell.

STEELERS 1993 FREE AGENCY ACTIVITY

March 18	LB	Hardy Nickerson to Tampa Bay (unrestricted)
March 18	DE	Aaron Jones to New England (unrestricted)
March 24	OT	Tunch Ilkin to Green Bay (unrestricted)
March 26	LB	Greg Clark signed from Seattle (unrestricted)
April 2	QB	Neil O'Donnell offer sheet (T.B.) matched (restricted)
April 3	LB	Kevin Greene signed from L.A. Rams (unrestricted)
April 3	LB	Jerrold Williams to San Diego (restricted)
April 6	QB	Mike Tomczak signed from Cleveland (unrestricted)
June 3	LB	Bryan Hinkle re-signed (unrestricted)



GREG CLARK—LB

56

HEIGHT—6-0

WEIGHT—219

COLLEGE—Arizona State

BIRTHDATE—March 5, 1965

BIRTHPLACE—Los Angeles, California

HOW ACQUIRED—Unrestricted Free Agent from Seattle (1993)

NFL EXPERIENCE—6th Year

GAMES PLAYED-STARTED—'88 (15-0),

'89 (16-4), '90 (11-0), '91 (16-0), '92 (12-0)

CAREER TOTALS: 70-4

PRO: Signed as unrestricted free agent March 26 of this year from Seattle Seahawks . . . A special teams standout, has made 95 special teams tackles in career . . . Began NFL career as 12th-round draft choice of Chicago Bears in 1988 . . . Has gained playing experience with Bears, Miami Dolphins, L.A. Rams, Green Bay Packers, San Diego Chargers, and Seahawks, playing in total of 70 games . . . Changed teams 3 times under Plan B . . . **1992:** Played in last 12 games with Seattle after signing as free agent Sept. 30 . . . Went to training camp with San Diego before being waived Sept. 1 . . . Finished season with 9 tackles on special teams to tie for 7th among Seahawks . . .

1991: Signed with Green Bay as Plan B free agent April 1 and played the first 2 games for Green Bay before being waived . . . Claimed on waivers by San Diego Sept. 10 to play in final 14 games . . . Finished 2nd on Chargers with 13 special teams tackles . . .

1990: Signed with Green Bay as Plan B free agent, was waived Sept. 3 in final cuts . . . Joined L.A. Rams Sept. 5 and played in 11 games . . . Led team with 18 special teams tackles despite missing last 4 games with leg injury, going on injured reserve Nov. 28 . . .

1989: Joined Miami March 16 as Plan B free agent, playing in all 16 games with first 4 starts of career . . . In starting first 4 games of season made 21 tackles including career-best 8 vs. N.Y. Jets(9/4) . . . Finished season with 26 defensive tackles, one fumble recovery, 20 special teams tackles which ranked 3rd on team . . .

1988: Led Chicago with 22 special teams tackles as rookie 12th-round draft choice . . . Played in 15 games in addition to post-season and NFC Championship game . . . Was 329th player drafted overall.

COLLEGE: A 2-year starter and 4-year letterman . . . As senior led team with 141 tackles after leading with 136 as junior . . . Majored in sociology.

PERSONAL: Married (Carole) with daughter Kacie Alexis (11/24/89) . . . Lives in Phoenix, Ariz . . . Grew up in Compton, Calif., attended North Torrance (Calif.) High, participating in football, basketball and track . . . Full name: Gregory Klondike Clark.

CLARK'S NFL RECORD

Regular Season

TACKLES	Solo	Asst.	Total	Sp.T.	Sacks	FF	FR
1988 Chicago NFC	1	0	1	22*	0	0	0
1989 Miami AFC	22	4	26	20	0	0	1
1990 L.A. Rams NFC	1	1	2	18*	0	0	0
1991 G.B. NFC/S.D. AFC	1	0	1	26	0	0	0
1992 Seattle AFC	0	0	0	9	0	0	0
NFL Totals—5 years	25	5	30	95	0	0	1

Post Season

TACKLES	Solo	Asst.	Total	Sp.T.	Sacks	FF	FR
1988 Chicago NFC	0	0	0	0	0	0	0

*Team leader



ADRIAN COOPER—TE

87

HEIGHT—6-5

WEIGHT—263

COLLEGE—Oklahoma

BIRTHDATE—April 27, 1968

BIRTHPLACE—Denver, Colorado

HOW ACQUIRED—Draft (4th in 1991)

NFL EXP.—3rd Year

GAMES PLAYED-STARTED—'91 (16-8),

'92 (16-15)

CAREER TOTALS: 32-23

PRO: Powerful and talented athlete who has started 23 games in first 2 NFL seasons while not missing a single contest . . . Has excellent size, strength, and blocking ability and very reliable hands . . . Primarily a blocker in 2-TE sets, but has gathered 27 catches for 344 yards and 5 TDs past 2 years . . . An All-NFL rookie and team's rookie of the year in 1991, named to Sports Illustrated All-Pro team in 1992 . . . **1992:** Started 15 games, finishing with 16 receptions for 197 yards and sharing team lead with 3 TDs receiving

Scored winning TD in opener at Houston (9/6) on 9-yard catch, 2 weeks later caught 24-yard TD among 3 receptions covering 36 yards at San Diego (9/20) . . . Lone game not started was vs. Cincinnati (10/19) when hampered by sore ribs, but followed at Kansas City (10/25) with 3 catches for 27 yards and played excellent game blocking Derrick Thomas . . . The next week scored TD on 2-yard grab vs. Houston (11/1) . . . Over the following 5 weeks had just one catch before finishing regular season with 3 for career-best 58 yards at Chicago (12/13), one for 20 yards vs. Minnesota (12/20) . . . Had no catches in playoffs vs. Buffalo (1/9) . . . **1991:** Made 8 starts in 2-TE set before being voted team's rookie of the year by Pittsburgh chapter of Pro Football Writers . . . Also named to NFL all-rookie team by Pro Football Writers, Pro Football Weekly, College & Pro Football Newsweekly . . . Finished with 11 catches for 127 yards, 2 TDs . . . Made 9 catches in last 5 games as starter replacing injured Eric Green . . . Got first NFL start vs. Seattle (10/20), first reception at Cleveland (10/27), first TD vs. Washington (11/17) . . . Had personal-best 47-yard catch for TD vs. Cincinnati (12/15) . . . Was 2nd TE drafted overall, behind Reggie Johnson (Denver), and 103rd player, selected on choice obtained from Washington in Tim Johnson trade.

COLLEGE: Two-year starter at TE, led team with 13 catches for 301 yards, 2 TDs as senior to earn 2nd-team All-Big Eight honors . . . Had 5 receptions as junior in first full season at TE . . . Began sophomore season as DE before move to injury-riddled TE position . . . Graduated in 1991 with B.A. in communications.

PERSONAL: Single . . . Lives in Pittsburgh . . . Attended Denver (Colo.) South High, earning all-state honors as TE and LB . . . Youngest of 6 children . . . Full name: Adrian Cooper.

COOPER'S NFL RECORD

RECEIVING	Regular Season				
	No.	Yds.	Avg.	LG	TD
1991 Pittsburgh AFC	11	147	13.4	47t	2
1992 Pittsburgh AFC	16	197	12.3	27	3
NFL Totals—2 years	27	344	12.7	47t	5

Additional Statistics: 4 special teams tackles in 1991, 1 kickoff return for 8 yards in 1992

RECEIVING	Post Season				
	No.	Yds.	Avg.	LG	TD
1992 Pittsburgh AFC	0	0	0.0	0	0

COOPER'S SINGLE GAME CAREER HIGHS

Regular Season

Receptions—3 (5 times, last time 12-13-92 vs. Chicago)

Yards Receiving—58 (12-13-92 vs. Chicago)

Longest Reception—47t (from Brister 12-15-91 vs. Cincinnati)

TDs Receiving—1 (5 times, last time 11-1-92 vs. Houston)



LOUIS COOPER—LB

51

HEIGHT—6-1

WEIGHT—243

COLLEGE—Western Carolina

BIRTHDATE—August 5, 1963

BIRTHPLACE—Marion, South Carolina

HOW ACQUIRED—Veteran Free Agent (1993)

NFL EXPERIENCE—8th Year

GAMES PLAYED-STARTED—'85 (8-0), '86 (16-13), '87 (12-6), '88 (11-4), '89 (16-0), '90 (16-0), '91 (12-0)

CAREER TOTALS: 91-23

PRO: Signed as veteran free agent April 28 of this year . . . Spent first 6 NFL seasons with Kansas City Chiefs, 1991 with Miami Dolphins . . . Began NFL career as 11th-round draft choice of Seattle Seahawks in 1985 . . . A special teams standout, has made 107 special teams tackles in career . . . Started 23 of 91 games played, all with Kansas City, before joining Steelers . . . **1992:** Waived by Dolphins Aug. 25 and did not play during season . . . **1991:** Joined Dolphins as Plan B free agent, playing in 12 games . . . Made 3 defensive tackles, 8 on special teams . . . On injured reserve from Sept. 7 - Oct. 5 with ankle and hamstring injuries . . . **1990:** Played in all 16 games in final season with Chiefs . . . Made 10 tackles on defense, career-high 24 on special teams, with 2 sacks . . . Had 5 tackles and 1/2 sack in playoffs at Miami (1/5) . . . **1989:** Ranked 2nd on team with 20 special teams tackles, adding 24 defensive tackles, one sack, forced and recovered fumble . . . Got sack and forced fumble vs. Seattle (11/5) . . . **1988:** Started 4 of 11 games played at OLB, finishing with 22 tackles, 12 on special teams . . . Spent 5 weeks (Nov. 9 - Dec. 15) on injured reserve with sprained elbow . . . **1987:** Started 6 games and made 32 tackles, one interception . . . Was starter for first 3 and last 3 games of season . . . Got first NFL interception at Chicago (11/1)

1986: Made career-high 13 starts . . . Registered career-best 54 tackles on defense, 4-1/2 sacks, 21 special teams tackles to rank 2nd . . . Replaced injured Ken McAlister as starter for last 13 games . . . Got 1-1/2 sacks vs. Houston (9/21) . . . Set up FG with forced and recovered fumble at Denver (11/16) . . . Made 3 tackles in playoffs at N.Y. Jets (12/28) . . . **1985:** Drafted by Seattle but waived Aug. 27, signed with Chiefs as free agent Sept. 17 and played in 8 games . . . On injured reserve from Oct. 14 - Nov. 22 with sprained ankle . . . Drafted on 11th round, was 305th player drafted overall:

COLLEGE: A 3-year starter, made 312 career tackles, 30 sacks, 12 forced fumbles, 7 fumbles recovered, one interception . . . As senior, named first team NCAA Division I-AA All-America with 12 sacks . . . Named to All-Southern Conference team as sophomore and senior, was hampered by severe hamstring injury as junior . . . Graduated with B.A. degree in sports management.

PERSONAL: Married (Carolyn) with daughter Ashley Marie and son Michael . . . Lives in Blue Springs, Mo. . . Attended Marion (S.C.) High . . . Has been active with Muscular Dystrophy Association . . . Full name: Alexander Louis Cooper.

COOPER'S NFL RECORD

Regular Season

TACKLES	Solo	Asst.	Total	Sp.T.	Sacks	FF	FR
1985 Kansas City AFC	1	0	1	9	0	0	0
1986 Kansas City AFC	42	12	54	21	4.5	1	1
1987 Kansas City AFC	23	9	32	13	0	0	0
1988 Kansas City AFC	11	11	22	12	0	0	0
1989 Kansas City AFC	17	7	24	20	1	1	1
1990 Kansas City AFC	8	2	10	24	2	1	0
1991 Miami AFC	2	1	3	8	0	0	0
NFL Totals—7 years	104	42	146	107	7.5	3	2

INTERCEPTIONS	No.	Yds.	Avg.	LG	TD
1987 Kansas City AFC	1	0	0.0	0	0

Post Season

TACKLES	Solo	Asst.	Total	Sp.T.	Sacks	FF	FR
1986 Kansas City AFC	3	0	3	—	0	0	0
1990 Kansas City AFC	5	0	5	—	0.5	0	0
NFL Totals—7 years	8	0	8	—	0.5	0	0



CHARLES DAVENPORT—WR 80

HEIGHT—6-3

WEIGHT—216

COLLEGE—North Carolina State

BIRTHDATE—November 22, 1968

BIRTHPLACE—Fayetteville, North Carolina

HOW ACQUIRED—Draft (4th in 1992)

NFL EXPERIENCE—2nd Year

GAMES PLAYED-STARTED—'92 (15-1)

PRO: Promising and versatile athlete who was special teams contributor as well as backup WR as rookie last year . . . In addition to receiving skills can serve as emergency QB . . . **1992:** Played in 15 games with one start, finishing with 9 receptions for 136 yards . . . Also ranked 2nd on team with 12 special teams tackles and scored first NFL TD on special teams . . . Was inactive for one game (at Kansas City 10/25) with sprained thumb . . . Made first NFL reception at Green Bay (9/27) . . . Had 2 solo special teams tackles each vs. Cincinnati (10/19) and Indianapolis (11/22) . . . Made personal-best 3 receptions for 44 yards in addition to season-high 3 solo tackles on special teams at Buffalo (11/8) . . . Followed with 2 catches for 32 yards vs. Detroit (11/15) in only start . . . Had season-long 31-yard reception to one-yard line at Cincinnati (11/29) in addition to scoring TD on 34-yard return of fumble for punt return team to earn special teams player of week honors . . . Over last 6 weeks of regular season had 6 tackles on special teams . . . In playoff game vs. Buffalo (1/9) made 3 catches for 54 yards . . . Was 94th player drafted overall, 10th WR.

COLLEGE: Named first team All-ACC as senior with 33 receptions for 558 yards, 4 TDs and 2 100-yard games in first full season at WR . . . A QB previously, moved to WR midway through junior year . . . As junior started at QB in first 4 games, completing 44 of 82 (53.7%) for 565 yards, 3 TDs, 4 Ints . . . Moved to WR week 7 and scored TD off reverse as well as throwing TD pass off fake reverse . . . Redshirted in 1989 . . . Played in 6 games as sophomore, starting last 2 at QB and scoring 3 rushing TDs . . . Majored in economics, expected to graduate this autumn.

PERSONAL: Single . . . Lives in Fayetteville, N.C., where he led conference in passing as senior QB at Pine Forest High . . . Completed 57 of 104 passes for 1,089 yards, 11 TDs, and rushed for 876 yards to earn first team all-state honors . . . Named Mid-South 4-A player of year in football and basketball . . . Full name: Charles Donald Davenport, Jr

DAVENPORT'S NFL RECORD

RECEIVING	Regular Season				
	No.	Yds.	Avg.	LG	TD
1992 Pittsburgh AFC	9	136	15.1	31	0

Additional Statistics: 12 special teams tackles in 1992; 1 TD on fumble return in 1992.

RECEIVING	Post Season				
	No.	Yds.	Avg.	LG	TD
1992 Pittsburgh AFC	3	54	18.0	24	0

DAVENPORT'S SINGLE GAME CAREER HIGHS

Regular Season

Receptions—3 (11-8-92 vs. Buffalo)

Yards Receiving—44 (11-8-92 vs. Buffalo)

Longest Reception—31 (from O'Donnell 11-29-92 vs. Cincinnati)

Postseason

Receptions—3 (1-9-93 vs. Buffalo)

Yards Receiving—54 (1-9-93 vs. Buffalo)

Longest Reception—24 (from O'Donnell 1-9-93 vs. Buffalo)



KENNY DAVIDSON—DE

64

HEIGHT—6-5

WEIGHT—288

COLLEGE—Louisiana State

BIRTHDATE—August 17, 1967

BIRTHPLACE—Shreveport, Louisiana

HOW ACQUIRED—Draft (2nd in 1990)

NFL EXP.—4th Year

GAMES PLAYED-STARTED—'90 (14-0),

'91 (13-1), '92 (16-12)

CAREER TOTALS: 43-13

PRO: Young and improving defender who took on role as fulltime starter in 1992 . . . An excellent athlete with tremendous combination of size and speed

Primary experience in first 2 NFL seasons was in 4-3 alignment . . . **1992:** Won starting LDE job and started 12 of 16 games played, not starting in 4-1-6 dime defense . . . Finished with career-high 33 tackles (18 solo), 2 sacks . . .

Deflected pass at San Diego (9/20) resulting in interception by David Little to set up TD . . . Had team's only sack vs. Indianapolis (11/22) . . . Made season-high 8 tackles including 2nd sack vs. Seattle (12/6) . . . **1991:** Play-

ing time decreased with most action coming in 4-3 situations . . . Played in 13 games with lone start at LDE vs. Seattle (10/20) . . . Finished with 13 tackles (8 solo), 2 passes defended . . . Made 8 tackles in first 5 games before start-

ing vs. Seahawks, making season-high 4 tackles (3 solo) . . . **1990:** Played in 14 games and finished 4th on team with 3.5 sacks among 20 tackles (19 solo) . . . Made sack on first NFL play in opener at Cleveland (9/9) . . .

Had sack each vs. Houston (9/16) and San Diego (10/7) . . . Made season-high 5 solo tackles at L.A. Raiders (9/23) . . . Did not play in either Cincinnati game (11/18, 12/2) . . . Was 43rd player drafted overall, 8th among DL

COLLEGE: As senior made 31 tackles, 2 sacks with just 2 starts in first year at DT . . . Previously played TE, G and OT before seeing action at DE late in junior season . . . Made 2 starts at OT as sophomore after playing in 4 games at TE as freshman . . . Graduated in 1990 with degree in business administration

PERSONAL: Single . . . Lives in Shreveport, La., where he attended Huntington High . . . As team MVP was named all-city, all-district and all-area . . . In offseason is studying towards MBA degree at Louisiana State . . . Also involved in Big Brothers and DARE . . . Full name: Kenneth Darrell Davidson.

DAVIDSON'S NFL RECORD

TACKLES	Regular Season						
	Solo	Asst.	Total	Sp.T.	Sacks	FF	FR
1990 Pittsburgh AFC	19	1	20	2	3.5	0	0
1991 Pittsburgh AFC	8	5	13	0	0	0	0
1992 Pittsburgh AFC	18	15	33	0	2	0	0
NFL Totals—3 years	45	21	66	2	5.5	0	0

TACKLES	Post Season						
	Solo	Asst.	Total	Sp.T.	Sacks	FF	FR
1992 Pittsburgh AFC	0	0	0	0	0	0	0



DERMONTTI DAWSON—C

63

HEIGHT—6-2

WEIGHT—286

COLLEGE—Kentucky

BIRTHDATE—June 17, 1965

BIRTHPLACE—Lexington, Kentucky

HOW ACQUIRED—Draft (2nd in 1988)

NFL EXPERIENCE—6th Year

GAMES PLAYED-STARTED—'88 (8-5),

'89 (16-16), '90 (16-16), '91 (16-16), '92 (16-16)

CAREER TOTALS: 72-69

PRO: Pro Bowl lineman who has begun to receive well-deserved recognition . . . A powerful and explosive lineman with exceptional quickness . . . Steady and durable, has anchored middle of offensive line for past 4 seasons, starting every game at C since retirement of 9-time Pro Bowler Mike Webster . . . Leads team with 68 consecutive starts entering 1993, starting all 16 contests in each of last 4 years . . . Has started 69 of 73 NFL games played including 5 starts at G as rookie . . . Doubled as long-snapper until last season . . . **1992:** Started every game for 4th consecutive season, extending streak to 68 straight starts . . . Voted to first Pro Bowl as well as first team All-NFL by College & Pro Football Newsweekly . . . Played every offensive snap until end of 3rd quarter week 11 vs. Indianapolis (11/22) when sidelined by hamstring strain . . . Returned to start final 5 games, playing every down in addition to every snap in playoffs vs. Buffalo (1/9) . . . **1991:** One of 4 offensive linemen to start all 16 games, marking 3rd straight year with 16 starts . . . **1990:** Made 16 starts and earned NFL all-underrated team mention from Pro Football Weekly . . . **1989:** Started full season at C after move from G, replacing retired Webster . . . One of only 2 offensive linemen to start 18 games including playoffs . . . **1988:** Started 5 of 8 games played as rookie in addition to handling long-snapping chores . . . Missed 8 weeks at mid-season with knee injury . . . Got first NFL start week 4 at Buffalo (9/25) at LG, but suffered sprained knee . . . Was on injured reserve from Sept. 26 to Nov. 26, returning to starting lineup at RG vs. Kansas City (11/27) . . . Started last 4 games at RG, replacing Terry Long . . . Was 44th player drafted overall, 6th offensive lineman behind Paul Gruber, Dave Cadigan, Eric Moore, Randall McDaniel and John Elliott.

COLLEGE: Named 2nd team All-SEC as senior in 2nd year as starting RG . . . Placed first in SEC offseason weightlifting competition with total lift of 1,570 lbs . . . Graduated with degree in recreation programming and planning.

PERSONAL: Married (Regina) with son Brandon Neal (2/3/91) . . . Lives in Gibsonia, Pa . . . Attended Bryan Station High in Lexington, Ky., earning all-state and all-city honors as OT and DT . . . Also named All-America, all-state in track . . . Wife Regina graduated from Kentucky in 1988 with marketing degree, is now an agent for New York Life Insurance . . . Full name: Dermontti Farra Dawson.



DONALD EVANS—DE

66

HEIGHT—6-2

WEIGHT—282

COLLEGE—Winston-Salem State

BIRTHDATE—March 14, 1964

BIRTHPLACE—Raleigh, North Carolina

HOW ACQUIRED—Veteran Free Agent (1990)

NFL EXP.—6th Year

GAMES PLAYED-STARTED—'87 (1-0), '88 (5-0),

'90 (16-16), '91 (16-14), '92 (16-16)

CAREER TOTALS: 54-46

STEELERS TOTALS: 48-46

PRO: An experienced veteran player, has started 46 of 48 games at RDE since joining team as veteran free agent in 1990 . . . A superb all-around athlete with rare speed for a DE . . . Originally drafted as RB on 2nd round by L.A. Rams in 1987, bounced from FB to DE to LB with Rams and Philadelphia Eagles in first 2 NFL seasons . . . **1992:** Started all 16 games for 2nd time and finished with team-leading 4 passes batted down at line of scrimmage, 88 tackles, which led defensive linemen, 3 sacks, one forced fumble, 2 fumbles

STEELERS' LONGEST CURRENT STREAKS OF GAMES STARTED

- | | |
|-----------------------------------|--------------------------------|
| 1 68 C Dermontti Dawson (1988-92) | 5 20 CB Rod Woodson (1991-92) |
| 2 48 SS Carnell Lake (1990-92) | 6 18 DE Donald Evans (1991-92) |
| 3 33 LB Greg Lloyd (1990-92) | 7 16 G Duval Love (1992) |
| 4 32 G Carlton Haselrig (1991-92) | 16 S Darren Perry (1992) |

recovered . . . Batted down 2 passes in opener at Houston (9/6) in addition to one each vs. Cincinnati (10/19) and Seattle (12/6), leading to interception which set up FG vs. Seahawks . . . Recovered 2 fumbles vs. New York Jets (9/13) . . . Had 10 tackles at Kansas City (10/25) followed by 7 vs. Houston (11/1) . . . Got 2 sacks at Cincinnati (11/29) . . . Made season-high 12 tackles (7 solo) including one sack and forced one fumble vs. Minnesota (12/20) . . . In playoffs vs. Buffalo (1/9) made 4 tackles . . . **1991:** Started 14 games at RDE, not starting 2 vs. Houston (11/24, 12/8) when team used 4-3 dime defense . . . Finished with 35 tackles, 2 sacks, 3 passes defended, one fumble recovered . . . Had season-high 6 tackles at Philadelphia (9/22), followed by 5 tackles including one sack and fumble recovery at Indianapolis (10/6) . . . Other sack came in opener vs. San Diego (9/1) . . . **1990:** Settled in at RDE replacing traded Tim Johnson after signing as free agent April 25 . . . Started all 16 games, leading team with 3 fumbles recovered while making 26 tackles, 3 sacks, 4 passes defended . . . Made season-best 5 tackles vs. Miami (9/30) . . . Got sacks at Cleveland (9/9) and Denver (10/14) and vs. Atlanta (11/4) . . . Made 66-yard return of fumble recovery at Denver and had 2 recoveries vs. Cleveland (12/23) . . . **1989:** Waived in preseason by Philadelphia . . . **1988:** Played in 5 games for Philadelphia after being waived by Rams Aug. 30 and signing with Eagles Sept. 9 . . . Played on special teams and at DE until fracturing jaw vs. N.Y. Giants (10/10), spending remainder of year on injured reserve . . . **1987:** Drafted by Rams but spent first 15 weeks on injured reserve with strained abdominal muscle . . . Played in season finale at RB, carrying 3 times for 10 yards . . . Was 47th player drafted overall.

COLLEGE: Spent time at DE, ILB and HB . . . As senior made 10 sacks to earn All-Intercollegiate Athletic Assoc. honors . . . Graduated in May of 1993 with health and physical education degree.

PERSONAL: Married (Debra) with son Donald Lee II (10/11/88) & daughter Novella Leeann (8/21/91) . . . Lives in Kernersville, N.C. . . . Attended Athens Drive High in Raleigh, N.C., was all-conference and all-metro as TB . . . Involved in offseason with Big Brothers & Big Sisters of Winston-Salem as well as speaking to school students . . . Wife Debra was on dean's list throughout college, graduating from Winston-Salem State . . . Full name: Donald Lee Evans.

EVANS' NFL RECORD

TACKLES	Regular Season			Sp.T.	Sacks	FF	FR
	Solo	Asst.	Total				
1990 Pittsburgh AFC	21	5	26	0	3	0	3*
1991 Pittsburgh AFC	26	9	35	0	2	0	1
1992 Pittsburgh AFC	40	48	88	0	3	1	2
NFL Totals—4 years	87	62	149	0	8	1	6

Additional Statistics: 3 rushes for 10 yards, 1987.

TACKLES	Post Season			Sp.T.	Sacks	FF	FR
	Solo	Asst.	Total				
1992 Pittsburgh AFC	3	1	4	0	0	0	0

*Team leader



BARRY FOSTER—RB

29

HEIGHT—5-10

WEIGHT—217

COLLEGE—Arkansas

BIRTHDATE—December 8, 1968

BIRTHPLACE—Hurst, Texas

HOW ACQUIRED—Draft (5th in 1990)

NFL EXP.—4th Year

GAMES PLAYED-STARTED—'90 (16-1),

'91 (10-9), '92 (16-15)

CAREER TOTALS: 42-25

PRO: NFL's leading rusher through most of 1992 season who tied all-time NFL record with 12 100-yard games . . . Finished atop AFC with team-record 1,690 rushing yards, just 23 behind NFL rushing champion Emmitt Smith (1,713), for 13th-best single season rushing effort in NFL history . . . Would have become 3rd Steeler in history and first since 1946 to win NFL rushing title, joining Byron White (1938) and Bill Dudley (1942, '46) . . . Named team MVP while breaking 5 all-time team rushing records . . . An explosive and powerful ball-carrier who displayed great durability . . . Began NFL career at age 21 following junior year, is only 24 in 4th season . . . With 2,381 career rushing yards already ranks 11th in team history and with 1,609 more will jump to 3rd behind Franco Harris (11,950) and John Henry Johnson (4,383) . . . Broke 5 team records in 1992 for single season rushing yards (1,690), single season rushing attempts (390), single season 100-yard rushing games (12), single season total yards from scrimmage (2,034) and fewest games to reach 1,000 yards rushing (10) . . . Ranks 2nd in team history with 14 career 100-yard games and has 2nd-highest career rushing avg. at 4.56 yards per attempt . . . **1992:** Named to start in first Pro Bowl in addition to being named

Steelers' MVP, AFC MVP by NFL Players/USA Today, AFC player of year by Football News, AFC offensive player of year by UPI and Kansas City 101 Club, and one of 6 finalists for Miller Lite/NFL player of year . . . Also named first team All-NFL by AP, Pro Football Weekly, PFWA, NEA, The Sporting News, C&PFN and Football Digest . . . Led AFC in rushing yards with 1,690 and in rushing TDs with 11, and ranked 3rd in NFL behind Thurman Thomas and Smith in total yards from scrimmage with 2,034 . . . Became 19th player in NFL history to rush for 1,500 yards in a season, the first to have at least 10 100-yard games and rush for 100 in every home game . . . Led NFL rushers 11 of 17 weeks including last 6 prior to final weekend . . . Began with 3rd career 100-yard game in opener at Houston (9/6) with 26 carries for 107 yards, one TD . . . Followed with career-best 190 yards on 33 carries with 2 TDs vs. N.Y. Jets (9/13) to register 3rd-best performance in team history with first 2-TD outing despite losing 3 fumbles . . . Broke career-long 69-yard run at Green Bay (9/27), finishing with 117 yards on just 12 carries . . . Held to 84 rushing yards at Cleveland (10/11) but had 49 on career-high 6 receptions for 133 combined yards before putting together string of 3 straight 100-yard games . . . Limited to 78 yards on 22 carries at Buffalo (11/8) but added 36 yards on 4 receptions . . . Topped 1,000 yards vs. Detroit (11/15) to become 4th Steeler and first since 1983 to rush for 1,000 yards as well as first NFL player in 1992 to reach 1,000, doing so in team-record 10 games . . . The next week broke Harris' team record with 8th 100-yard game vs. Indianapolis (11/22), rushing for 168 yards, 2 TDs on 28 carries to earn AFC offensive player of week honors . . . The next week broke Harris' single season records for rushing yards (1,246) and total yards from scrimmage (1,477) with 102 yards and 2 TDs at Cincinnati (11/29) for 9th 100-yard game, earning AFC offensive player of November honors . . . Followed by breaking Harris' single season rushing attempts record (310) vs. Seattle (11/6), scoring 10th rushing TD and gaining 10th 100-yard game including personal-best 4th consecutive . . . Gained season-low 25 yards on 12 carries at Chicago (12/13) but still maintained 61-yard lead in rushing race . . . Closed out season with 118 and 103 rushing yards in last 2 games vs. Minnesota (12/20) and Cleveland (12/27) . . . Vs. Vikings became 19th player in NFL history to rush for 1,500 yards in a season, 12th to also rush for 10 TDs . . . Capped regular season by getting 12th 100-yard game in finale vs. Browns, tying Eric Dickerson's NFL-record 12 100-yard games set in 1984, but with 103 yards lost rushing title to Smith who gained 131 in final game . . . In playoffs vs. Buffalo (1/9) ran 20 times for 104 yards and caught 3 passes for 7, becoming 3rd player in team history to rush for 100 yards in a postseason game . . . As starter in first Pro Bowl (2/7) carried 15 times for 57 yards . . . **1991:** Gained 428 rushing yards in first 7 games before missing 6 of last 9 with ankle injury . . . Finished 2nd with 488 rushing yards, one TD . . . Started first 7 games before suffering sprained ankle vs. Seattle (10/20), sitting out 3 weeks before returning to make just 4 carries vs. Washington (11/17) . . . Ran 16 times for 60 yards the next week vs. Houston (11/24) but left Dallas (11/28) game after 1 rushing attempt, last of season . . . Inactive the next week before being placed on injured reserve Dec. 13 for final 2 games . . . Gained season-high 121 yards on 9 carries at Buffalo (9/8) . . . Scored on 24-yard TD pass at Indianapolis (10/6) . . . **1990:** Finished 4th with 203 yards, one TD while playing in all 16 games . . . Made first NFL start week 13 vs. New England (12/9) . . . Two weeks later got first 100-yard game vs. Cleveland (12/23) with 16 carries for 100 yards . . . Was 128th player drafted overall, 19th among RBs.

COLLEGE: Finished career as 6th-leading rusher in school history with 1,977 yards, 19 TDs on 375 attempts despite playing just 3 seasons . . . In 3 bowl games added 161 yards, 2 TDs . . . In final year as junior was 5th in SWC with 833 yards on 154 carries with 7 TDs, also ranking 3rd in SWC with 22.4-yard KOR avg., 6th in total offense with 867 yards . . . Led team as sophomore with 132 rushes for 660 yards, 8 TDs . . . Majored in criminal justice.

PERSONAL: Married (Teray) on May 29, 1993 . . . Lives in Grand Prairie, Tex. . . . Attended Duncanville (Tex.) High, rushing for more than 1,500 yards as senior to earn all-state, all-district and all-metro honors . . . Full name: Barry Foster.

STEELERS' MOST VALUABLE PLAYERS

1969	WR	Roy Jefferson	1982	CB	Dwayne Woodruff
1970	DT	Joe Greene	1983	PK	Gary Anderson
1971	LB	Andy Russell	1984	WR	John Stallworth
1972	RB	Franco Harris	1985	WR	Louis Lipps
1973	WR	Ron Shanklin	1986	LB	Bryan Hinkle
1974	S	Glen Edwards	1987	LB	Mike Merriweather
1975	CB	Mel Blount	1988	LB	David Little
1976	LB	Jack Lambert		CB	Rod Woodson
1977	QB	Terry Bradshaw	1989	WR	Louis Lipps
1978	QB	Terry Bradshaw	1990	CB	Rod Woodson
1979	WR	John Stallworth	1991	LB	Greg Lloyd
1980	SS	Donnie Shell	1992	RB	Barry Foster
1981	LB	Jack Lambert			

NOTE: Selected by vote of Steelers players.

FOSTER'S GAME-BY-GAME RUSHING

1990						1991					
Opp.	Att.	Yds.	Avg.	LG	TD	Opp.	Att.	Yds.	Avg.	LG	TD
at Clev.	1	1	1.0	1	0	S.D.*	17	78	4.6	32	0
Hou.	0	0	0.0	0	0	at Buff.*	9	121	13.4	56t	1
at Raid.	1	1	1.0	1	0	N.E.*	14	32	2.3	14	0
Mia.	0	0	0.0	0	0	at Phil.*	9	52	5.8	12	0
S.D.	5	23	4.6	12	1	at Ind.*	12	49	4.1	11	0
at Den.	2	2	1.0	1	0	NYG*	7	60	8.6	32	0
at S.F.	0	0	0.0	0	0	Sea.*	7	36	5.1	14	0
Rams	6	53	8.8	38	0	at Clev.	Did not play (ankle)				
Atl.	0	0	0.0	0	0	at Den.	Inactive (ankle)				
at Cin.	0	0	0.0	0	0	at Cin.	Inactive (ankle)				
at NYJ	4	22	5.5	8	0	Wash.	4	4	1.0	4	0
Cin.	1	1	1.0	1	0	Hou.*	16	60	3.8	16	0
N.E.*	0	0	0.0	0	0	at Dal.*	1	-4	-4.0	-4	0
at N.O.	0	0	0.0	0	0	at Hou.	Inactive (ankle)				
Clev.	16	100	6.3	18	0	Cin.	Injured reserve				
at Hou.	0	0	0.0	0	0	Clev.	Injured reserve				
Total	36	203	5.6	38	1	Total	96	488	5.1	56t	1

1992						1992 (cont.)					
Opp.	Att.	Yds.	Avg.	LG	TD	Opp.	Att.	Yds.	Avg.	LG	TD
at Hou.*	26	107	4.1	25	1	Det.*	25	106	4.2	21	0
NYJ*	33	190	5.8	54t	2	Ind.*	28	168	6.0	34	2
at S.D.*	21	36	1.7	8	0	at Cin.*	25	102	4.1	27	2
at G.B.*	12	117	9.8	69	0	Sea.*	33	125	3.8	12	1
at Clev.*	24	84	3.5	12	0	at Chi.*	12	25	2.1	8	0
Cin.*	24	108	4.5	20	0	Minn.*	24	118	4.9	32	0
at K.C.	24	105	4.4	12	1	Clev.*	26	103	4.0	18	1
Hou.*	31	118	3.8	16	1	Total	390	1690	4.3	69	11
at Buff.*	22	78	3.6	13	0	Buff.*#	20	104	5.2	16	0

*Started

- Postseason

FOSTER'S NFL RECORD

Regular Season

RUSHING	Att.	Yds.	Avg.	LG	TD	Fum/Lost
1990 Pittsburgh AFC	36	203	5.6	38	1	2/1
1991 Pittsburgh AFC	96	488	5.1	56t	1	5/3
1992 Pittsburgh AFC	390**	1,690**	4.3	69	11#	9/5
NFL Totals—3 years	522	2,381	4.6	69	13	16/9

RECEIVING	No.	Yds.	Avg.	LG	TD
1990 Pittsburgh AFC	1	2	2.0	2	0
1991 Pittsburgh AFC	9	117	13.0	31	1
1992 Pittsburgh AFC	36	344	9.6	42	0
NFL Totals—3 years	46	463	10.1	42	1

KICKOFF RETURNS	No.	Yds.	Avg.	LG	TD
1990 Pittsburgh AFC	3	29	9.7	13	0

Additional Statistics: Made 5 special teams tackles in 1990.

Post Season

1992 Season						
RUSHING	Att.	Yds.	Avg.	LG	TD	Fum/Lost
1992 Pittsburgh AFC	20	104	5.2	16	0	0/0
RECEIVING	No.	Yds.	Avg.	LG	TD	
1992 Pittsburgh AFC	3	7	2.3	11	0	

**Team record

- AFC leader

FOSTER'S SINGLE GAME CAREER HIGHS

Regular Season

Yards Rushing—190 (9-13-92 vs. New York Jets)
Rushing Attempts—33 (12-6-92 vs. Seattle, 9-13-92 vs. New York Jets)
Longest Run—69 (9-27-92 vs. Green Bay)
TDs Rushing—2 (3 times, last time 11-29-92 vs. Cincinnati)
Receptions—6 (10-11-92 vs. Cleveland)
Yards Receiving—52 (11-15-92 vs. Detroit)
Longest Reception—31 (from O'Donnell 9-1-91 vs. San Diego)
TDs Receiving—1 (10-6-91 vs. Indianapolis)
Total Yards from Scrimmage—210 (11-22-92 vs. Indianapolis)

Post Season

Yards Rushing—104 (1-9-93 vs. Buffalo)
Rushing Attempts—20 (1-9-93 vs. Buffalo)
Longest Run—16 (1-9-93 vs. Buffalo)
Receptions—3 (1-9-93 vs. Buffalo)
Yards Receiving—7 (1-9-93 vs. Buffalo)
Longest Reception—11 (from O'Donnell 1-9-93 vs. Buffalo)
Total Yards from Scrimmage—115 (1-9-93 vs. Buffalo)

FOSTER'S 100-YARD GAMES

	Att.	Yds.	Avg.	LG	TD
12-23-90 vs. Cleveland	16	100	6.3	18	0
9-8-91 at Buffalo	9	121	13.4	56t	1
9-6-92 at Houston	26	107	4.1	25	1
9-13-92 vs. New York Jets	33	190	5.8	54t	2
9-27-92 at Green Bay	12	117	9.8	69	0
10-19-92 vs. Cincinnati	24	108	4.5	20	0
10-25-92 at Kansas City	24	105	4.4	12	1
11-1-92 vs. Houston	31	118	3.8	16	1
11-15-92 vs. Detroit	25	106	4.2	21	0
11-22-92 vs. Indianapolis	28	168	6.0	34	2
11-29-92 at Cincinnati	25	102	4.1	27	2
12-6-92 vs. Seattle	33	125	3.8	12	1
12-20-92 vs. Minnesota	24	118	4.9	32	0
12-27-92 vs. Cleveland	26	103	4.0	18	1
1-9-93 vs. Buffalo#	20	104	5.2	16	0

- Post season

KENDALL GAMMON—C

60

HEIGHT—6-4

WEIGHT—286

COLLEGE—Pittsburg State (Kansas)

BIRTHDATE—October 23, 1968

BIRTHPLACE—Wichita, Kansas

HOW ACQUIRED—Draft (11th in 1992)

NFL EXPERIENCE—2nd Year

GAMES PLAYED-STARTED—'92 (16-0)



PRO: Long-snapping specialist who was welcome addition to special teams last year . . . Played in all 16 games and solidified consistent play of kickers

1992: Saw action in all 16 games as long-snapper on punt and place-kick units . . . Played briefly at RT vs. N.Y. Jets (9/13) after injuries to 3 OL . . . Was 291st player drafted overall.

COLLEGE: Anchored OL for 1991 NCAA Division II national champion . . . Offensive captain last 2 years, named to All-MIAA first team each of last 3 seasons . . . Made 41 consecutive starts . . . Started at strong G last 2 years, quick OT as sophomore . . . As freshman moved from TE to OT . . . Majored in physical education/biology education.

PERSONAL: Married (Leslie) on Feb. 6, 1993 . . . Lives in Pittsburgh . . . Attended Rose Hill (Kans.) High . . . Named to Wichita Eagle 4-A all-state team 3 times in football and basketball . . . Also all-conference in basketball 4 times, in football last 3 years, in baseball as senior . . . Member of National Honor Society . . . Wife Leslie graduated from Pittsburg State with elementary education degree . . . Full name: Kendall Robert Gammon.

JEFF GRAHAM—WR

81

HEIGHT—6-2

WEIGHT—196

COLLEGE—Ohio State

BIRTHDATE—February 14, 1969

BIRTHPLACE—Dayton, Ohio

HOW ACQUIRED—Draft (2nd in 1991)

NFL EXP.—3rd Year

GAMES PLAYED-STARTED—'91 (13-1).

'92 (14-10)

CAREER TOTALS: 27-11



PRO: Team's leading receiver last year in 2nd season . . . A young and talented athlete who is expected to become leader of receivers corps . . . Possesses excellent skills and size for position . . . Has 51 career receptions to rank 4th among active Steelers . . . **1992:** Led team with 49 catches for 711 yards, one TD while making 10 starts in first year as starter . . . Was among leading receivers in AFC with 34 receptions in first 6 games before being slowed by ankle sprain . . . Opened with 7 catches for 89 yards, one TD at Houston (9/6) despite not starting in 2-TE set . . . Followed with first NFL 100-yard game vs. N.Y. Jets (9/13) with 146 yards on 6 receptions . . . Got career-high 8 catches for 87 yards at Cleveland (10/11) and the next week had 2nd 100-yard outing with 7 grabs for 115 yards vs. Cincinnati (10/19), moving to 3rd in AFC receptions and 2nd in receiving yards with 34 for 536 . . . Had only one catch in next 5 weeks, missing 2 games with ankle injury . . . Got 14 receptions over final 5 weeks of regular season including 5 for 60 yards at Cincinnati (11/29) . . . Made no receptions in playoff game vs. Buffalo (1/9) . . . **1991:** Started one of 13 games played, finishing with 2 catches for 21 yards . . . Signed on Aug. 3 but did not play until last

preseason game due to quadricer injury . . . Was inactive for opener vs. San Diego (9/1) but played in next 6 games, making first NFL catch vs. New York Giants (10/14) . . . Was inactive the next week and did not play in game 8 but played in last 7 games . . . Had 6-yard catch vs. Houston (11/24) and made first start at Houston (12/8) . . . Was 46th player drafted overall, 6th WR behind Herman Moore, Alvin Harper, Mike Pritchard, Randal Hill and Wesley Carroll.

COLLEGE: Ranked 6th in school history with 98 receptions, 4th with 1,806 receiving yards . . . Added 12 TDs receiving, 3 on PRs . . . Team's MVP and first team All-Big Ten as senior with team-leading 39 receptions for 760 yards, 7 TDs, 3 100-yard games . . . Was also 3rd in nation with 14.9-yard PR avg. on 22 PRs with 2 TDs, tying school record . . . As junior ranked 2nd in conference and 17th in nation with 11.8-yard PR avg., adding 27 receptions for 438 yards, 2 TDs . . . Majored in recreation education.

PERSONAL: Single . . . Lives in Dayton, Ohio . . . Attended Archbishop Alter High in Kettering, Ohio . . . Was all-state selection in football and basketball, playing QB as senior after 2 years as WR . . . Full name: Jeff Todd Graham.

GRAHAM'S NFL RECORD

RECEIVING	Regular Season				
	No.	Yds.	Avg.	LG	TD
1991 Pittsburgh AFC	2	21	10.5	15	0
1992 Pittsburgh AFC	49*	711	14.5	51	1
NFL Totals—2 years	51	732	14.4	51	1
PUNT RETURNS	Regular Season				
	No.	FC	Yds.	Avg.	LG
1991 Pittsburgh AFC	8	2	46	5.8	13
1992 Pittsburgh AFC	8	2	46	5.8	13
KICKOFF RETURNS	Regular Season				
	No.	Yds.	Avg.	LG	TD
1991 Pittsburgh AFC	3	48	16.0	23	0

Additional Statistics: 1 special teams tackle in 1991

RECEIVING	Post Season				
	No.	Yds.	Avg.	LG	TD
1992 Pittsburgh AFC	0	0	0.0	0	0

GRAHAM'S SINGLE GAME CAREER HIGHS

Regular Season

Receptions—8 (10-11-92 vs. Cleveland)

Yards Receiving—146 (9-13-92 vs. New York Jets)

Longest Reception—51 (from O'Donnell 9-13-92 vs. New York Jets)

TDs Receiving—1 (9-6-92 vs. Houston)

*Team leader

GRAHAM'S 100-YARD GAMES

	No.	Yds.	Avg.	LG	TD
9-13-92 vs. New York Jets	6	146	24.3	51	0
10-19-92 vs. Cincinnati	7	115	16.4	34	0



ERIC GREEN—TE

86

HEIGHT—6-5

WEIGHT—280

COLLEGE—Liberty

BIRTHDATE—June 22, 1967

BIRTHPLACE—Savannah, Georgia

HOW ACQUIRED—Draft (1st in 1990)

NFL EXP.—4th Year

GAMES PLAYED-STARTED—'90 (13-7),

'91 (11-11), '92 (7-5)

CAREER TOTALS: 31-23

PRO: Exceptionally talented athlete with rare package of size, strength, speed and soft hands . . . Made immediate impact as team's rookie of the year in 1990 but has struggled with injuries since, playing in 31 games overall and missing 14 . . . If healthy can become NFL's most dominating TE . . . Has made 89 receptions for 1,121 yards with 15 TDs in career to rank 3rd among active Steelers in career receptions, first in receiving TDs and 3rd in points.

Has had 2 100-yard games and led team in receiving TDs each of first 2 years including 7 in 1990 to break team single season record for TEs. With 15 TDs needs 6 more to break team career record for TEs held by Bennie Cunningham (20). **1992:** Played in just 7 games with 5 starts due to shoulder injury and suspension . . . Made 14 receptions for 152 yards and 2 TDs, with all 14 catches coming in 5-game midseason stretch . . . Aggravated right shoulder injury on first play of opener at Houston (9/6) and left game, spending next 4 weeks on injured reserve (9/9 - 10/10) . . . Returned at Cleveland (10/11) to make 3 catches for 36 yards . . . Had 3 receptions, including 4-yard TD catch at Kansas City (10/25), followed by 3 catches for 52 yards with one TD vs. Houston (11/1) . . . Made season-best 4 receptions

at Buffalo (11/8) before being suspended for 6 games the next day (Nov. 9) for violation of NFL substance abuse policy . . . Reinstated Dec. 21 to play in season finale vs. Cleveland (12/23) but made no receptions in that game nor in playoffs vs. Buffalo (1/9) . . . **1991:** Started all 11 games played before missing final 5 with broken right ankle . . . At time of injury was leading team in receptions, receiving yards and receiving TDs with total of 41 catches for 582 yards, 6 TDs . . . Finished season as 3rd-leading receiver, 2nd in points with 36, leader in receiving TDs for 2nd straight year . . . Had TDs in 4 consecutive games beginning vs. New England (9/15) . . . Made career best 8 catches for 158 yards, one TD at Indianapolis (10/6) . . . Scored game-winner on 26-yard TD pass from Neil O'Donnell in OT at Cincinnati (11/10) . . . In last game played had 6 receptions for 73 yards vs. Washington (11/17) . . . Suffered ankle injury in practice the following Friday (Nov. 22) and was placed on injured reserve the next day, undergoing surgery Nov. 25 . . . **1990:** Named consensus NFL all-rookie as well as Steelers' rookie of the year and NFL Players/USA Today NFL rookie of the year . . . Broke team record for TEs with 7 receiving TDs, topping 23-year-old mark of 5 by John Hilton (1967) and leading all NFL TEs and all AFC rookies . . . Finished with 34 receptions for 387 yards to rank 3rd on team despite missing 3 games . . . Ended 54-day holdout by signing Sept. 10, the day after season opener, and was roster exempt for next 2 games . . . Made 7 starts in 2 TE set and scored offense's first 2 TDs of season week 5 vs. San Diego (10/7) . . . Had TDs on 5 of first 7 NFL receptions including on 3 of 4 catches at Denver (10/14) . . . Scored 6th TD vs. L.A. Rams (10/29) to break team record for TEs, adding 7th vs. New England (12/9) in Chuck Noll's 200th career win . . . Capped season with 7 catches for 105 yards at Houston (12/30) . . . Was 21st player drafted overall and first TE, on choice obtained from Minnesota on draft day in addition to Vikings' #3 choice in exchange for Steelers' #1 (18th overall) . . . Was first TE drafted on first round by Steelers since Cunningham was #28 choice overall in 1976.

COLLEGE: Completed career with 99 receptions for 1,442 yards, 16 TDs . . . As senior posted 5 100-yard games and scored school-record 16 TDs while catching 62 passes for 905 yards in first year under head coach Sam Rutigliano . . . Ranked 16th in nation for receptions and earned NCAA Div. I-AA and Kodak All-America honors . . . When drafted became 6th Liberty player drafted by NFL, first selected in first round . . . Graduated in 1991 with business administration/finance degree.

PERSONAL: Single . . . Lives in Pittsburgh . . . Attended Beach High in Savannah, Ga., earning 4 letters as TE . . . Was college teammate with CB Richard Shelton . . . Full name: Bernard Eric Green.

GREEN'S NFL RECORD

RECEIVING	Regular Season				
	No.	Yds.	Avg.	LG	TD
1990 Pittsburgh AFC	34	387	11.4	46	7*#
1991 Pittsburgh AFC	41	582	14.2	49	6*
1992 Pittsburgh AFC	14	152	10.9	24	2
NFL Totals—3 years	89	1,121	12.6	49	15
RECEIVING	Post Season				
	No.	Yds.	Avg.	LG	TD
1992 Pittsburgh AFC	0	0	0.0	0	0

GREEN'S SINGLE GAME CAREER HIGHS

Regular Season

Receptions—8 (9-22-91 vs. Philadelphia)

Yards Receiving—158 (9-22-91 vs. Philadelphia)

Longest Reception—49 (9-22-91 from Brister vs. Philadelphia)

TDs Receiving—3# (10-14-90 vs. Denver)

*Team leader

#Team record for TEs

GREEN'S 100-YARD GAMES

		No.	Yds.	Avg.	LG	TD
12-30-90	at Houston	7	105	15.0	46	0
9-22-91	at Philadelphia	8	158	19.8	49	1

CAREER TDs BY STEELERS TIGHT ENDS

20 Bennie Cunningham (1976-85)

15 Eric Green (1990-92)

10 John Hilton (1965-69)

5 Randy Grossman (1974-81)

4 Larry Brown (1971-84)

4 Mike Mularkey (1989-91)



KEVIN GREENE—LB

91

HEIGHT—6-3

WEIGHT—249

COLLEGE—Auburn

BIRTHDATE—July 31, 1962

BIRTHPLACE—Schenectady, New York

HOW ACQUIRED—Unrestricted Free Agent from Los Angeles Rams (1993)

NFL EXP.—9th Year

GAMES PLAYED-STARTED—'85 (15-0).

'86 (16-0), '87 (9-0), '88 (16-14), '89 (16-16).

'90 (15-15), '91 (16-16), '92 (16-16)

CAREER TOTALS: 119-77

PRO: Experienced veteran and former Pro Bowler who signed as unrestricted free agent from Los Angeles Rams last April 3. . . With 72-1/2 career sacks is one of only 19 NFL players and 6 LBs to record 70 sacks since sack became official statistic in 1982. . . Has had 10 or more sacks 4 times and led or shared Rams lead 5 times. . . Owns Rams team record with 3 career safeties, just one shy of all-time NFL record of 4 held by Ted Hendricks and Doug English. . . Has started 77 of 119 career games played including 32-game streak of starts entering 1993. . . **1992:** Started all 16 games at LOLB and led Rams in tackles for first time with 87, adding team-high 10 sacks, 3 forced fumbles, 4 fumbles recovered. . . Got 3 sacks vs. New England (9/13) for first multi-sack game since 1990. . . Scored 3rd safety of career vs. N.Y. Jets (9/27) in addition to one sack and forced and recovered fumble. . . Started at DE against 4-WR set at Atlanta (11/1), making 2 sacks. . . **1991:** Started every game with 6 starts at LDE, 5 at RDE and 5 at LLB in 4-3 defense. . . Had 3 sacks for fewest since rookie year, adding 50 tackles, one forced fumble. . . Started first 4 games at RDE before moving to LDE vs. Green Bay (9/29). . . Scored 2nd career safety vs. San Diego (10/13) in first start at LLB. . . Made season-high 8 tackles vs. New Orleans (11/3). . . **1990:** Started 15 games and led team in sacks for 3rd straight year with 13, 3rd-most in NFC behind Charles Haley (16) and Reggie White (15). . . Ranked 4th on team with 61 tackles, led team with 4 fumbles recovered, 4 forced. . . Made 3 sacks vs. Cleveland (12/2), recovered 2 fumbles at San Francisco (11/25). . . Streak of 33 straight starts ended with season finale at New Orleans (12/31) due to shoulder injury. . . **1989:** Earned first Pro Bowl trip after making 16.5 sacks for 2nd consecutive year to rank 4th in NFL behind Chris Doleman (21), Tim Harris (19.5) and Keith Millard (18). . . Added 64 tackles, team-high 3 forced fumbles, 2 fumbles recovered. . . Started in NFC Championship game. . . **1988:** Started 14 of 16 games played and finished 2nd in NFL with 16.5 sacks, trailing only Reggie White (18). . . Recorded career-high 4-1/2 sacks in regular season finale at San Francisco (12/18) including 4 in first quarter. . . Added 3 sacks among 10 tackles in playoff game at Minnesota (12/26). . . **1987:** Played in 9 games, finishing with 6.5 sacks to rank 2nd on team. . . Scored first career TD on 25-yard return of interception in opener at Houston (9/13). . . **1986:** Played in all 16 games and finished 2nd on team with 7 sacks despite no starts. . . Also had 33 tackles, one fumble recovery. . . **1985:** Played in 15 games, primarily on special teams. . . Had 4 sacks in preseason game vs. Phoenix. . . Got first NFL sack in playoffs vs. Dallas (1/4/86). . . Also played in NFC Championship game. . . Drafted on fifth round by Rams on first choice of round obtained from Buffalo. . . Was the 113th player overall and 17th among LBs.

COLLEGE: Led team as senior with 11 sacks after beginning career as walk-on. . . Starter at DE, made 69 career tackles. . . Graduated with degree in criminal justice.

PERSONAL: Married (Tara) to former Tara Ann Turner of Anniston, Ala. . . Lives in Oxford, Ala. . . Attended South High in Granite City, Ill., playing football, basketball, and participating in track as high jumper. . . Was 2-year starter at DE. . . Is a captain in Army Reserve. . . Owns Gold's Gym in Oxford, Ala. . . Full name: Kevin Darwin Greene.

GREENE'S NFL RECORD

Regular Season							
INTERCEPTIONS	No.	Yds.	Avg.	LG	TD		
1987 L.A. Rams NFC	1	25	25.0	25	1		
1988 L.A. Rams NFC	1	10	10.0	10	0		
NFL Totals—8 years	2	35	17.5	25	1		
TACKLES	Solo	Asst.	Total	Sp.T.	Sacks	FF	FR
1985 L.A. Rams NFC	11	4	15	10	0	0	0
1986 L.A. Rams NFC	29	4	33	9	7	0	1
1987 L.A. Rams NFC	12	2	14	4	6.5	0	0
1988 L.A. Rams NFC	47	4	51	0	16.5*	2*	0
1989 L.A. Rams NFC	58	6	64	0	16.5*	3*	2
1990 L.A. Rams NFC	52	9	61	0	13*	4	4*
1991 L.A. Rams NFC	41	9	50	0	3*	1	0
1992 L.A. Rams NFC	75*	12	87*	7	10*	3	4*
NFL Totals—8 years	325	50	375	30	72.5	13	11

Additional Statistics: 1 safety in 1988; 1 safety in 1991; 1 safety in 1992.

TACKLES	Post Season			Sp.T.	Sacks	FF	FR
	Solo	Asst.	Total				
1985 L.A. Rams NFC	1	0	1	0	1	0	0
1986 L.A. Rams NFC	0	0	0	0	1	0	0
1988 L.A. Rams NFC	8*	2	10	0	3*	1*	1*
1989 L.A. Rams NFC	14	1	15	0	3*	1	1*
NFL Totals—8 years	23	3	26	0	8	2	2

*Team leader



LARRY GRIFFIN—S

22

HEIGHT—6-0

WEIGHT—202

COLLEGE—North Carolina

BIRTHDATE—January 11, 1963

BIRTHPLACE—Chesapeake, Virginia

HOW ACQUIRED—Veteran Free Agent (1987)

NFL EXP.—7th Year

GAMES PLAYED-STARTED—'86 (3-0), '87 (7-3), '88 (15-3), '89 (16-1), '90 (16-3), '91 (6-0), '92 (14-2)

CAREER TOTALS: 77-12

STEELERS TOTALS: 71-12

PRO: Experienced defender who primarily plays in dime defense but has started games at CB, FS and SS . . . A smart player, has proven valuable to younger DBs . . . Has 13 career interceptions to rank 3rd among active Steelers . . . Began career as 8th-round draft choice of Houston Oilers in 1986

1992: Played in 14 games with 2 starts, both vs. Houston in dime defense . . . Made 3 interceptions in first 2 games to rank 4th on team including 65-yard return for first NFL TD . . . Added 26 tackles, 6 passes defended, 5 special teams tackles . . . Opened with 2 interceptions at Houston (9/6), the last at 4-yard line on final Oilers drive in 29-24 win, for 3rd multiple-theft game of career . . . The next week scored on 65-yard return of theft vs. N.Y. Jets (9/13)

1991: Played in first 6 games before missing remainder of season with knee injury . . . Made interception at Philadelphia (9/22) and had 11 tackles prior to injury, which occurred vs. N.Y. Giants (10/14) . . . Went on injured reserve Oct. 17

1990: Made career-high 4 interceptions to rank 2nd on team while adding 25 tackles . . . Played in all 16 games, starting 3 . . . Started at FS vs. Houston (9/16) and at L.A. Raiders (9/23), making 2 thefts vs. Oilers . . . Added interceptions vs. Atlanta (11/4), at N.Y. Jets (11/25)

1989: Started at SS in season finale at Tampa Bay (12/24) for injured Carnell Lake . . . Had one interception, 17 tackles, 8 special teams tackles . . . Was named special teams player of week at Miami (11/26) . . . In playoffs made 4 tackles at Houston (12/31)

1988: Saw action in 15 games, making one start at SS, 2 at FS . . . Led team with 12 special teams tackles, had 18 tackles on defense, 2 interceptions . . . Made first start at SS at Buffalo (9/25) and suffered quadricep injury while making 33-yard interception return

1987: Waived by Miami Dolphins Sept. 7 after signing as free agent . . . Signed with Steelers' strike replacement team and started all 3 strike games at RCB . . . Made 2 interceptions at Atlanta (10/4)

1986: Played in first 3 games for Houston Oilers after being drafted on 8th round . . . Was waived Aug. 25, re-signed Oct. 1 and waived again Oct. 22 . . . Was 199th player drafted overall

COLLEGE: Married (Tammy) . . . Lives in Charlotte, N.C. . . . Attended Great Bridge High in Chesapeake, Va. . . . As QB threw 18 TD passes, rushed for TDs 10 for 2-time district champion . . . Wife Tammy has degree in elementary education and teaches 2nd grade . . . Full name: Larry Anthony Griffin

GRIFFIN'S NFL RECORD

INTERCEPTIONS	Regular Season			LG	TD
	No.	Yds.	Avg.		
1986 Houston AFC	0	0	0.0	0	0
1987 Pittsburgh AFC	2	2	1.0	2	0
1988 Pittsburgh AFC	2	63	31.5	33	0
1989 Pittsburgh AFC	1	15	15.0	15	0
1990 Pittsburgh AFC	4	75	18.8	36	0
1991 Pittsburgh AFC	1	22	22.0	22	0
1992 Pittsburgh AFC	3	98	32.7	65†	1
NFL Totals—7 years	13	275	21.2	65†	1

TACKLES	Solo	Asst.	Total	Sp.T.	Sacks	FF	FR
1986 Houston AFC	1	0	1	—	0	—	0
1987 Pittsburgh AFC	15	3	18	5	0	0	0
1988 Pittsburgh AFC	14	4	18	12	0	1	1
1989 Pittsburgh AFC	15	2	17	8	0	0	1
1990 Pittsburgh AFC	22	3	25	2	0	1	0
1991 Pittsburgh AFC	8	3	11	0	0	0	0
1992 Pittsburgh AFC	20	6	26	5	0	0	0
NFL Totals—7 years	95	21	116	32	0	2	2
Post Season							
TACKLES	Solo	Asst.	Total	Sp.T.	Sacks	FF	FR
1989 Pittsburgh AFC	3	1	4	1	0	0	0
1992 Pittsburgh AFC	3	0	3	1	0	0	0
NFL Totals—7 years	6	1	7	2	0	0	0
*Team leader							



CARLTON HASELRIG—G

77

(Pronounced HASS-ul-rig)

HEIGHT—6-1

WEIGHT—290

COLLEGE—Pittsburgh-Johnstown

BIRTHDATE—January 22, 1966

BIRTHPLACE—Johnstown, Pennsylvania

HOW ACQUIRED—Draft (12th in 1989)

NFL EXP.—4th Year

GAMES PLAYED-STARTED—'89 (0-0).

'90 (16-0), '91 (16-16), '92 (16-16)

CAREER TOTALS: 48-32

PRO: Promising young lineman who has risen from 12th-round draft status to Pro Bowl honors in 4 seasons after not playing college football. Named to first Pro Bowl last season in 2nd year as starter. An exceptional athlete with great agility, strength and power, utilizes tremendous wrestling skills. Was 6-time NCAA heavyweight wrestling champion in college. Originally drafted as NT, moved to G in 2nd season and has started last 32 games. **1992:** Became first Steelers G voted to Pro Bowl since Bruce Van Dyke in 1974. Started all 16 games at RG for 2nd consecutive year. Did not miss an offensive snap all season. **1991:** Only G among 4 on roster protected during Plan B signing period. Won starting job at RG in training camp and started all 16 games. **1990:** In first year at G played in all 16 games as backup and on special teams. Got increased playing time at G in 2nd half of season. **1989:** Spent rookie season on developmental squad. Worked at G for scout team as fill-in before permanent move to G the next year. Was selected 5th on 12th round, the 313th player drafted overall.

COLLEGE: Did not play football as school did not have football program. Became only person in NCAA history to win 6 NCAA heavyweight wrestling titles, claiming 3 each in Division II and Division I. Posted career record of 143-2-1 and was undefeated (122-0-1) in last 3 seasons including 37-0 as senior. Was 15-0 in NCAA tournaments. Began college at Lock Haven before transfer to Pitt-Johnstown as freshman. Graduated with degree in communications.

PERSONAL: Married (Sara) with son Jordan (10/7/90) and daughter Jade Amanda (1/8/92). Lives in Pittsburgh. Attended Johnstown (Pa.) High, where he played football but did not wrestle as school dropped wrestling program. Entering as independent wrestler won sectional, regional and state titles with 10-0 record. Hometown is same as that of Steelers Hall of Fame LB Jack Ham. Inducted into Pennsylvania Wrestling Coaches' Hall of Fame on March 20, 1993, and into Southwestern Pennsylvania Wrestling Hall of Fame March 27, 1993. Full name: Carlton Lee Haselrig.

ACTIVE STEELERS IN THE PRO BOWL

Nine active Steelers have played in the AFC-NFC Pro Bowl, including four who made their first Pro Bowl appearance this year. The active Steelers with Pro Bowl experience are PK Gary Anderson (2), C Dermontti Dawson (1), RB Barry Foster (1), G Carlton Haselrig (1), WR Louis Lipps (2), LB David Little (1), LB Greg Lloyd (2), QB Neil O'Donnell (1), and CB Rod Woodson (4).



BRYAN HINKLE—LB

53

HEIGHT—6-2

WEIGHT—228

COLLEGE—Oregon

BIRTHDATE—June 4, 1959

BIRTHPLACE—Long Beach, California

HOW ACQUIRED—Draft (6th in 1981)

NFL EXP.—13th Year

GAMES PLAYED—STARTED—'81 (IR), '82 (9-1), '83 (16-0), '84 (15-15), '85 (14-14), '86 (16-16), '87 (12-12), '88 (13-13), '89 (13-13), '90 (16-16), '91 (14-14), '92 (13-1)

CAREER TOTALS: 151-115

PRO: Veteran defender, team captain and former team MVP (1986) . . . Has played in 151 games to rank 3rd among active Steelers, with 115 starts ranking 2nd . . . Was regular starter for 8 seasons (1984-91) before taking on role as backup and special teams player last year . . . Has 22-1/2 career sacks to rank 13th in team history, 10 fumble recoveries to rank 9th . . . Leads all active Steelers in fumble recoveries, ranks 2nd in sacks, 2nd in interceptions with 15 . . . Has scored 3 TDs, 2 on interception returns, one on fumble return

1992: Lost starting LOLB job to Jerrol Williams but played in 13 games with one start in dime defense . . . Made 14 tackles on defense, 4 on special teams . . . Led team with 9 tackles in lone start opening day at Houston (9/6), starting at MLB in dime defense . . . Was inactive due to hamstring strain at Green Bay (9/27), vs. Cincinnati (10/19) . . . Saw spot duty at both ILB and OLB . . . Had one tackle in playoffs vs. Buffalo (1/9) . . . **1991:** Started in 14 games, missing 2 with rib injury . . . Made 64 tackles, 2 sacks, 2 interceptions, one fumble recovery . . . Had 7 tackles, interception returned 57 yards for TD at Buffalo (9/8) . . . Made 8 tackles with one sack at Indianapolis (10/6) followed by sack the next week vs. N.Y. Giants (10/14) . . . Made 2nd interception, recovered fumble vs. Houston (12/8) . . . **1990:** Only LB to start all 16 games, finished with 63 tackles, 2 sacks, one interception . . . On opening day batted down 3 passes at Cleveland (9/9) before getting interception with 9 tackles vs. Houston (9/17) . . . Had sacks vs. Cincinnati (12/2) and Cleveland (12/23), made 11 solo tackles vs. Atlanta (11/4) . . . **1989:** Started 13 games despite fracturing lower leg week 2 . . . Had 39 tackles, one interception . . . Made 8 tackles in first 2 games before suffering broken leg at Cincinnati (9/17) . . . Was inactive for 3 games, returning to starting lineup at Cleveland (10/15) . . . Got interception at Denver (11/5) . . . In playoffs made 3 tackles at Houston (12/31), 4 at Denver (1/7) . . . **1988:** Made 13 starts before spending last 3 weeks on injured reserve with dislocated toe, finishing with 56 tackles . . . Made one interception and 1/2 sack vs. Denver (10/23) . . . Suffered season-ending dislocated toe vs. Kansas City (11/27) . . . **1987:** Made 3 interceptions for 3rd time in career, adding 56 tackles, 2 sacks . . . Started all 12 non-strike games despite nagging knee injury . . . Had interception and sack at Cleveland (9/20) prior to strike . . . Best game included 2 2nd-half interceptions to set up winning points vs. Cincinnati (10/25) . . . Set up winning TD vs. Seattle (12/6) by recovering fumble

1986: Named team MVP after exceptional season which included career-high 111 tackles, 3 interceptions, 4-1/2 sacks, 3 forced fumbles, one fumble recovery . . . Became 3rd LB to be selected MVP, joining Andy Russell (1971) and Jack Lambert (1976, '81) . . . Made 13 solo tackles in opener at Seattle (9/7) . . . Had 10 tackles, 2 sacks, fumble recovery at Minnesota (9/21) . . . Awarded game ball vs. Detroit (12/7) followed by outstanding game at N.Y. Jets (12/13) with 11 solo tackles, one sack, one forced fumble . . . **1985:** Finished with 93 tackles, 5 sacks despite missing last 2 games with fractured elbow . . . Made 2 sacks at Cleveland (9/16) . . . Fractured elbow in game 14 at San Diego (12/8) and spent last 2 weeks on injured reserve . . . **1984:** Cracked starting lineup and made career-high 5-1/2 sacks, 3 interceptions, 2 fumble recoveries, 85 tackles . . . Twice set up winning points with 43-yard interception return at San Francisco (10/14), 21-yard return vs. Cleveland (12/9) . . . Scored TD on 21-yard fumble return vs. Houston (10/14) . . . **1983:** Played in all 16 games as backup, making 34 tackles . . . **1982:** Played in all 9 regular season games before suffering torn quadricep . . . Placed on injured reserve Jan. 7 for postseason . . . Made first NFL start at Seattle (11/28) in first return to hometown area . . . **1981:** Spent rookie season on injured reserve with concussion and hamstring injury suffered in last preseason game . . . Was 156th player drafted overall.

COLLEGE: A 4-year starter at LB after beginning career as QB . . . Started all 11 games as senior after missing much of sophomore and junior years with knee injuries . . . Made 5 starts as freshman . . . Graduated with degree in business administration.

PERSONAL: Lives in Pittsburgh . . . Played QB for Central Kitsap High in Silverdale, Wash. . . . Active in community in offseason . . . Full name: Bryan Eric Hinkle

HINKLE'S NFL RECORD

INTERCEPTIONS	Regular Season				
	No.	Yds.	Avg.	LG	TD
1983 Pittsburgh AFC	1	14	14.0	14	1
1984 Pittsburgh AFC	3	77	25.7	43	0
1986 Pittsburgh AFC	3	7	2.3	6	0
1987 Pittsburgh AFC	3	15	5.0	8	0
1988 Pittsburgh AFC	1	1	1.0	1	0
1989 Pittsburgh AFC	1	4	4.0	4	0
1990 Pittsburgh AFC	1	19	19.0	19	0
1991 Pittsburgh AFC	2	68	34.0	57t	1
1992 Pittsburgh AFC	0	0	0.0	0	0

NFL Totals—11 years **15** **205** **13.7** **57t** **2**

TACKLES	Solo	Asst.	Total	Sacks	FF	FR
1982 Pittsburgh AFC	11	5	16	1	—	0
1983 Pittsburgh AFC	25	9	34	0	—	1
1984 Pittsburgh AFC	66	19	85	5.5	—	2 (1 TD)
1985 Pittsburgh AFC	66	27	93	5	0	0
1986 Pittsburgh AFC	86*	25	111*	4.5	3*	1
1987 Pittsburgh AFC	43	13	56	2	1	1
1988 Pittsburgh AFC	43	13	56	0.5	0	1
1989 Pittsburgh AFC	34	5	39	0	0	1
1990 Pittsburgh AFC	56	7	63	2	2	2
1991 Pittsburgh AFC	47	17	64	2	0	1
1992 Pittsburgh AFC	11	3	14	0	0	0

NFL Totals—11 years **488** **143** **631** **22.5** **6** **10**

Additional Statistics: 4 special teams tackles in 1992.

TACKLES	Post Season			Sacks	FF	FR
	Solo	Asst.	Total			
1982 Pittsburgh AFC	0	0	0	0	—	0
1983 Pittsburgh AFC	2	0	2	0	—	0
1984 Pittsburgh AFC	4	2	6	0	—	0
1989 Pittsburgh AFC	6	1	7	0	0	0
1992 Pittsburgh AFC	1	0	1	0	0	0
NFL Totals—11 years	13	3	16	0	0	0

NFL Totals—11 years **13** **3** **16** **0** **0** **0**

*Team leader



MERRIL HOGE—RB

(pronounced HODGE)

HEIGHT—6-2

WEIGHT—230

COLLEGE—Idaho State

BIRTHDATE—January 26, 1965

BIRTHPLACE—Pocatello, Idaho

HOW ACQUIRED—Draft (10th in 1987)

NFL EXP.—7th Year

GAMES PLAYED-STARTED—'87 (13-0), '88 (16-8), '89 (16-16), '90 (16-15), '91 (16-16), '92 (16-11)

CAREER TOTALS: 93-66

33

PRO: Experienced veteran who has been team rushing leader 3 times. Streak of 91 consecutive games played entering 1993 leads all active players, and made at least one reception in last 42 games . . . A former 10th-round draft choice, has been productive as runner and as receiver, leading all active Steelers in career rushing yards and receptions and ranking 2nd in points scored (174) . . . Has 2,866 career rushing yards to rank 9th in team history, adding 208 receptions to rank 8th . . . Enters 1993 season needing 478 rushing yards to jump to 6th, passing Frenchy Fuqua (2,942), Fran Rogel (3,271) and Walter Abercrombie (3,343), and 23 receptions to move to 6th ahead of Buddy Dial (229) and Ray Mathews (230) . . . Owns team record for single season receptions by an RB with 50 in 1988 . . . **1992:** Took on new role in 4th year as starter, primarily serving as blocking back . . . Team's 3rd-leading rusher, totals of 150 rushing yards and 28 receptions were fewest since rookie season while starting 11 games . . . Had season-high 8 carries in back-to-

STEELERS' LONGEST CURRENT STREAKS OF GAMES PLAYED

- | | |
|-----------------------------------|------------------------------------|
| 1. 91 RB Merrill Hoge (1987-92) | 5. 48 G Carlton Haselrig (1990-92) |
| 2. 90 PK Gary Anderson (1987-92) | 48 SS Carnell Lake (1990-92) |
| 3. 68 C Dermotti Dawson (1988-92) | 48 DE Donald Evans (1990-92) |
| 4. 62 OT John Jackson (1989-92) | 48 OT Justin Strzelczyk (1990-92) |
| | 9. 33 LB Greg Lloyd (1990-92) |

back games vs. N.Y. Jets (9/13) and at San Diego (9/20), but averaged just 2.6 carries per game for season . . . Got season-best 3 catches in consecutive games at Chargers and Green Bay (9/27) . . . Scored lone TD on 11-yard catch at Buffalo (11/8) . . . Moved to 8th on team reception chart vs. Seattle (12/6) but had no rushing attempts for first time since rookie year, a span of 77 games . . . Had no rushing attempts nor receptions in playoffs vs. Buffalo (1/9) . . . **1991:** Rushed for 610 yards to lead team for 3rd time in 4 years, adding 49 catches to rank 2nd in receiving . . . Only player to have a reception in all 16 games . . . Scored rushing TDs at Buffalo (9/8) and Indianapolis (10/6), caught TD pass at Philadelphia (9/22) . . . Averaged just 8 carries per game through first 7 weeks, 12 in last 9 when Barry Foster was sidelined by ankle injury . . . Had season-high 79 vs. Cincinnati (12/15), adding 33 yards on 4 catches . . . Equalled career-best with 6 receptions for 56 yards at Cleveland (10/27) . . . **1990:** Led team with career-high 772 rushing yards and 7 TDs, ranked 2nd in receiving with 40, and was 5th in AFC with 10 TDs, 7th in total yards from scrimmage with 1,114 . . . Scored 3 TDs vs. L.A. Rams (10/29), 2 receiving, one rushing . . . Rushed for career-best 117 yards, 2 TDs vs. New England (12/9) in only game not started . . . Had 2 rushing TDs in finale at Houston (12/30) . . . **1989:** In regular season was 2nd-leading rusher and 3rd-leading receiver, but led offensive explosion in postseason with 2 100-yard games . . . Finished regular season with 621 yards, team-leading 8 TDs, 34 receptions . . . Slowed by hamstringing injury in first half of season but had 7 rushing TDs in last 6 weeks including 3 at Miami (11/26) to become first Steeler since Rocky Bleier (12/5/76) to rush for 3 TDs in a game . . . In playoffs led team in rushing with 220 yards, receiving with 11 catches, and TDs with 2 . . . At Houston (12/31) ran for 100 yards, becoming 2nd Steeler (Franco Harris) to rush for 100 yards in a postseason game . . . Followed with 120 yards plus 8 receptions for 60 yards at Denver (1/7) . . . **1988:** Led team with 705 rushing yards, shared receiving lead with Louis Lipps with 50 catches to break all-time team record for single season receptions by an RB, topping Fuqua's mark of 49 in 1971 . . . First Steeler to lead team in rushing and receiving since Harris in 1982 . . . Ranked 9th in AFC with 1,192 total yards from scrimmage . . . Started last 8 games after backing up Earnest Jackson and Frank Pollard . . . In first 8 games as reserve rushed for 209 yards, one TD, and caught 20 passes, but in 8 starts rushed for 496 yards, 2 TDs, and made 30 receptions with 2 TDs . . . Made first NFL start at N.Y. Jets (10/30) . . . Got first 100-yard game vs. Philadelphia (11/13) with 21 carries for 102 yards, 4 catches for 56 yards, one TD . . . At Houston (12/4) scored game-winning TD on 16-yard catch & run with 20 seconds left . . . **1987:** Played in 13 games, mostly on special teams, making 7 tackles . . . Had 7 receptions for 97 yards, one TD while rushing just 3 times . . . Scored first NFL TD on 20-yard pass from Steve Bono vs. Indianapolis (10/18) in last strike game . . . Was 261st player drafted overall.

COLLEGE: Set 11 school records including rushing attempts for career (591) & season (213), rushing yards for career (2,713) & season (1,041), all-purpose yards for career (5,453) & season (2,113) . . . Scored 44 TDs to break conference record, 268 points topped school mark . . . Led team in receiving each of last 3 years while leading conference in rushing same 3 . . . Jersey (#33) was retired by school on Feb. 2, 1990 . . . Graduated with degree in education.

PERSONAL: Married (Toni) . . . Lives in Gibsonia, Pa . . . Attended Highland High in Pocatello, Idaho, rushing for 1,056 yards as senior TB to earn all-state and all-conference honors . . . Very active in community with Blue Cross Caring Team, Epilepsy Foundation, and Allegheny General Hospital Helmet Safety campaign . . . Honored by Idaho Gov. Cecil Andrus with "Merril Hoge Days" on Feb. 1-2, 1990 . . . Full name: Merrill DuAine Hoge.

HOGES' NFL RECORD

RUSHING	Regular Season					
	Att.	Yds.	Avg.	LG	TD	Fum/Lost
1987 Pittsburgh AFC	3	8	2.7	5	0	0/0
1988 Pittsburgh AFC	170	705*	4.1	20	3	8/4
1989 Pittsburgh AFC	186	621	3.3	31	8*	2/1
1990 Pittsburgh AFC	203	772*	3.8	41t	7*	6/3
1991 Pittsburgh AFC	165	610*	3.7	24	2	3/1
1992 Pittsburgh AFC	41	150	3.7	15	0	3/3
NFL Totals—6 years	768	2,866	3.7	41t	20	22/12

100-YARD RUSHERS IN POSTSEASON

158	Franco Harris (Jan. 12, 1975 vs. Minnesota)
153	Franco Harris (Dec. 27, 1975 vs. Baltimore)
132	Franco Harris (Dec. 19, 1976 vs. Baltimore)
120	Merril Hoge (Jan. 7, 1990 vs. Denver)
111	Franco Harris (Dec. 29, 1974 vs. Oakland)
105	Franco Harris (Dec. 30, 1978 vs. Denver)
104	Barry Foster (Jan. 9, 1993 vs. Buffalo)
100	Merril Hoge (Dec. 31, 1989 vs. Houston)

RECEIVING	No.	Yds.	Avg.	LG	TD
1987 Pittsburgh AFC	7	97	13.9	27	1
1988 Pittsburgh AFC	50**	487	9.7	40	3
1989 Pittsburgh AFC	34	271	8.0	22	0
1990 Pittsburgh AFC	40	342	8.6	27	3
1991 Pittsburgh AFC	49	379	7.7	25	1
1992 Pittsburgh AFC	28	231	8.3	20	1
NFL Totals—6 years	208*	1,807	8.7	40	9

Post Season

RUSHING	Att.	Yds.	Avg.	LG	TD	Fum/Lost
1989 Pittsburgh AFC	33	220*	6.7	49	2*	0/0
1992 Pittsburgh AFC	0	0	0.0	0	0	0/0
NFL Totals—6 years	33	220	6.7	49	2	0/0

RECEIVING	No.	Yds.	Avg.	LG	TD
1989 Pittsburgh AFC	11*	86	7.8	19	0
1992 Pittsburgh AFC	0	0	0.0	0	0
NFL Totals—6 years	11	86	7.8	19	0

Additional Statistics: 7 special teams tackles in 1987, 6 in 1988.

*Team leader **Shared team lead, team record for RBs

HOGES SINGLE GAME CAREER HIGHS

Regular Season

Yards Rushing—117 (12-9-90 vs. New England)

Rushing Attempts—21 (10-23-88 vs. Denver, 11-13-88 vs. Philadelphia)

Longest Run—41 (12-9-90 vs. New England)

TDs Rushing—3*** (11-26-89 vs. Miami)

Receptions—6 (12-4-88 vs. Hou., 10-29-90 vs. Rams, 10-27-91 vs. Clev.)

Yards Receiving—90 (12-4-88 vs. Houston)

Longest Reception—40 (12-4-88 from Brister vs. Houston)

TDs Receiving—2 (10-29-90 vs. L.A. Rams)

Post Season

Yards Rushing—120 (1-7-90 vs. Denver)

Rushing Attempts—17 (12-31-89 vs. Houston)

Longest Run—49 (12-31-89 vs. Houston)

TDs Rushing—1 (12-31-89 vs. Houston, 1-7-90 vs. Denver)

Receptions—8 (1-7-90 vs. Denver)

Yards Receiving—60 (1-7-90 vs. Denver)

Longest Reception—19 (1-7-90 from Brister vs. Denver)

TDs Receiving—0

***Shares team record

HOGES 100-YARD GAMES

		Att.	Yds.	Avg.	LG	TD
11-13-88	vs. Philadelphia	21	102	4.9	17	0
12-31-89#	at Houston	17	100	5.9	49	1
1-7-90#	at Denver	16	120	7.5	45	1
12-9-90	vs. New England	19	117	6.2	41	2

#Postseason



CORNELL HOLLOWAY—CB

36

HEIGHT—5-10

WEIGHT—185

COLLEGE—Pittsburgh

BIRTHDATE—January 30, 1966

BIRTHPLACE—Alliance, Ohio

HOW ACQUIRED—Veteran Free Agent (1993)

NFL EXP.—4th Year

GAMES PLAYED-STARTED—'90 (15-0),

'91 (10-0), '92 (7-0)

CAREER TOTALS: 32-0

PRO: Signed as veteran free agent on March 10 of this year. . . Spent first 4 NFL seasons with Indianapolis Colts after beginning career as 10th-round draft choice of Cincinnati Bengals in 1989. . . Has played in 32 games in career. . . **1992:** Played in first 7 games with Indianapolis before being waived. . . Made 5 defensive tackles, one special teams tackle, one pass defended. . . **1991:** Played in 10 games as backup and on special teams. . . Finished with 3 tackles, one sack, one interception. . . Got sack among 2 tackles at New England (12/8), interception at Green Bay (11/24). . . Had 4 stints on and off Colts roster during season, being waived Sept. 4 and returning Sept. 24, waived again Oct. 1 and re-signed Oct. 16, waived again Nov. 15 and re-signed Nov. 20. . . **1990:** Played in 15 games, making 15 tackles, one pass defended. . . Added 5 tackles on special teams. . . **1989:** Drafted on 10th round by Cincinnati Bengals, was waived Sept. 3 and claimed on waivers by Indianapolis Sept. 4. . . Spent entire season on Colts' practice squad. Was 256th player drafted overall.

COLLEGE: Played in 22 games over last 2 years at CB after transfer from Snow Junior College . . . Made 71 tackles, 3 interceptions, 4 fumble recoveries . . . In junior college was named to All-Western States Football League team . . . Graduated in May, 1993 with degree in economics.

PERSONAL: Single . . . Lives in Monroeville, Pa. . . Attended Alliance (Ohio) High, participating in football, baseball, basketball and track . . . Named honorable mention all-state in football as senior . . . Full name: Cornell Duane Holloway.

HOLLOWAY'S NFL RECORD

INTERCEPTIONS	Regular Season					LG		TD
	No.	Yds.	Avg.					
1991 Indianapolis AFC	1	4	4.0			4		0
TACKLES	Solo	Asst.	Total	Sp.T.	Sacks	FF	FR	
1990 Indianapolis AFC	11	4	15	5	0	0	0	
1991 Indianapolis AFC	3	0	3	0	1	0	0	
1992 Indianapolis AFC	3	2	5	1	0	0	0	
NFL Totals—3 years	17	6	23	6	1	0	0	



GARRY HOWE—NT

78

HEIGHT—6-1

WEIGHT—297

COLLEGE—Colorado

BIRTHDATE—June 20, 1968

BIRTHPLACE—Spencer, Iowa

HOW ACQUIRED—Rookie Free Agent (1991)

NFL EXP.—2nd Year

GAMES PLAYED—STARTED—'92 (11-2)

PRO: Productive lineman who stepped into active role last year after spending rookie season on practice squad . . . Began career as undrafted rookie, but has contributed beyond expectations . . . Doubled as short-yardage blocking back briefly last year . . . Played for WL Frankfurt Galaxy in 1992 . . . **1992:** Spent spring with Frankfurt Galaxy, starting 8 games and finishing with one sack, 16 tackles, one interception, one forced fumble . . . Began NFL season on practice squad until being activated Oct. 13 following injury to Gerald Williams . . . Played in last 11 games, making 24 tackles, 2 sacks, 2 passes batted down while starting 2 games . . . In first NFL action played extensively for injured Joel Steed vs. Cincinnati (10/19), making 5 tackles . . . The next week batted down pass at Kansas City (10/25) before following with first sack vs. Houston (11/1) . . . Got first start and made 2nd sack vs. Detroit (11/15) followed by 2nd start with pass batted down vs. Indianapolis (11/22) . . . Made debut on offense as blocking back for 4 goal-line plays vs. Seattle (12/6) . . .

1991: Spent entire season on practice squad after signing as undrafted free agent rookie.

COLLEGE: Named first team All-Big Eight as senior DT . . . Was linemate with Steelers DL Joel Steed . . . Majored in business administration/accounting.

PERSONAL: Single . . . Lives in Pittsburgh . . . Attended Spencer (Iowa) High, twice earning all-conference honors . . . Had school record 55-9 3/4" shot put and as senior won state discus title . . . Very active in community . . . Lists hobby as country dancing . . . Nicknamed "Stumpy" . . . Full name: Garry William Howe, Jr.

HOWE'S NFL RECORD

TACKLES	Regular Season					Sacks		FF	FR
	Solo	Asst.	Total	Sp.T.					
1992 Pittsburgh AFC	11	13	24	0		2		0	0
TACKLES	Post Season					Sacks		FF	FR
	Solo	Asst.	Total	Sp.T.					
1992 Pittsburgh AFC	0	0	0	0		0		0	0

STEELERS' FORMER WORLD LEAGUE PLAYERS

FB	Steve Avery (Birmingham Fire, 1991-92)
DE	Mike Finn (Montreal Machine, 1992)
NT	Garry Howe (Frankfurt Galaxy, 1992)
DB	Richard Shelton (Montreal Machine, 1991)



JOHN JACKSON—OT

65

HEIGHT—6-6

WEIGHT—293

COLLEGE—Eastern Kentucky

BIRTHDATE—January 4, 1965

BIRTHPLACE—Camp Kwe, Okinawa

HOW ACQUIRED—Draft (10th in 1988)

NFL EXP.—6th Year

GAMES PLAYED-STARTED—'88 (16-0),

'89 (14-12), '90 (16-16), '91 (16-16), '92 (16-13)

CAREER TOTALS: 78-57

PRO: Experienced veteran who has established himself as productive and reliable blocker on left side . . . Regular starter for past 4 seasons at LT, has started 57 games since being drafted on 10th round in 1988 . . . With continued development is due to receive recognition as one of top OTs in NFL

. . . **1992:** Made 13 starts, extending streak of consecutive games started to 49 for team's 2nd-longest . . . Started first 5 games before splitting time with Justin Strzelczyk for 3 weeks at midseason . . . Regained starting job for final 8 games in addition to postseason . . . In playoffs vs. Buffalo (1/9) left game in 4th quarter after suffering spinal cord confusion in lower back

. . . **1991:** Started all 16 games for 2nd straight year at LT . . . **1990:** One of 3 offensive linemen to start all 16 games . . . **1989:** Played in 14 games, starting last 12 at LT . . . Inactive for first 2 games with ankle injury suffered in preseason . . . **1988:** Played in all 16 games as rookie, primarily on special teams . . . Drafted with extra choice obtained from Tampa Bay for DB Rick Woods . . . Was 252nd player drafted overall.

COLLEGE: A 3-year starter, served as team co-captain as senior and earned All-Ohio Valley Conference honors . . . Graduated in 1991 with degree in police administration, minor in physical education.

PERSONAL: Married (Joan) with sons Josh (10/2/88) and Jordan (8/6/92) . . . Lives in Cincinnati, Ohio, where he attended Woodward High . . . Active in offseason with Blue Cross of Western Pa. Drug and Alcohol Awareness Program . . . Wife Joan majored in data processing and text editing at Univ. of Cincinnati . . . Full name: John Jackson.



D.J. JOHNSON—CB

44

HEIGHT—6-0

WEIGHT—183

COLLEGE—Kentucky

BIRTHDATE—July 14, 1966

BIRTHPLACE—Louisville, Kentucky

HOW ACQUIRED—Draft (7th in 1989)

NFL EXP.—5th Year

GAMES PLAYED-STARTED—'89 (16-0),

'90 (16-15), '91 (16-16), '92 (15-15)

CAREER TOTALS: 63-46

PRO: A solid and dependable defender who enters 4th season as starter . . . Has 9 career interceptions to rank 4th among active Steelers . . . Starter in 46 of 63 NFL games played, has missed just one game in career . . . **1992:** Sat out opener with partially dislocated shoulder suffered in preseason, but started last 15 games at RCB after playing LCB previous 2 seasons . . . Finished 2nd with career-high 5 interceptions, 56 tackles, team-leading 21 passes defended, 2 fumble recoveries . . . Made 2 interceptions in first action vs. N.Y. Jets (9/13), adding 3rd theft at Kansas City (10/25) . . . Grabbed share of team lead with 4th interception vs. Detroit (11/15), followed by 5th in addition to forced fumble vs. Indianapolis (11/22) . . . Recovered fumble vs. Seattle (12/6) and enabled Barry Foster to get NFL record-tying 12th 100-yard game vs. Cleveland (12/27) by recovering fumble on Browns' last possession . . .

1991: Made 16 starts at LCB, finishing with 74 tackles to rank 4th on team with 67 solo stops ranking 3rd . . . Added one interception, one sack, 8 passes defended, one forced fumble . . . Got interception in opener vs. San Diego (9/1), season-high 9 solo tackles at Philadelphia (9/22) . . . Made first NFL sack at Cincinnati (11/10) and forced fumble, setting up TD on return by Jerrol Williams . . . **1990:** Made 69 tackles to rank 2nd on team while starting every game except opener . . . Led team with 18 passes defended . . . Scored TD on 26-yard interception return in first NFL start week 2 vs. Houston (9/17) . . . Got 2nd interception and forced fumble vs. L.A. Rams (10/29) . . . **1989:** Played in all 16 games as rookie, primarily on special teams . . . Made 9 special teams tackles to tie for 2nd . . . Got first NFL interception vs. New England (12/17) . . . Had one tackle in playoffs at Denver (1/7) . . . Was 175th player drafted overall.

COLLEGE: Named team MVP as senior in 3rd year as starter at LCB . . . Graduated with degree in journalism.

PERSONAL: Lives in Pittsburgh . . . Attended Male High in Lexington, Ky. . . . Named all-state as FL and DB, catching 26 passes for 415 yards, 7 TDs as senior . . . Full name: David Allen Johnson.

JOHNSON'S NFL RECORD

Regular Season

INTERCEPTIONS	No.	Yds.	Avg.	LG	TD
1989 Pittsburgh AFC	1	0	0.0	0	0
1990 Pittsburgh AFC	2	60	30.0	34	1
1991 Pittsburgh AFC	1	0	0.0	0	0
1992 Pittsburgh AFC	5	67	13.4	35	0
NFL Totals—4 years	9	127	14.1	35	0

TACKLES	Solo	Asst.	Total	Sp.T.	Sacks	FF	FR
1989 Pittsburgh AFC	12	0	12	9	0	0	0
1990 Pittsburgh AFC	59	10	69	4	0	1	1
1991 Pittsburgh AFC	67	7	74	0	1	1	0
1992 Pittsburgh AFC	51	5	56	0	0	1	2
NFL Totals—4 years	189	22	211	13	1	3	3

Post Season

TACKLES	Solo	Asst.	Total	Sp.T.	Sacks	FF	FR
1989 Pittsburgh AFC	1	0	1	0	0	0	0
1992 Pittsburgh AFC	5	0	5	0	0	0	0
NFL Totals—4 years	6	0	6	0	0	0	0



GARY JONES—S

25

HEIGHT—6-1

WEIGHT—217

COLLEGE—Texas A&M

BIRTHDATE—November 30, 1967

BIRTHPLACE—San Augustine, Texas

HOW ACQUIRED—Draft (9th in 1990)

NFL EXP.—4th Year

GAMES PLAYED-STARTED—'90 (16-1),

'91 (9-1), '92 (IR)

CAREER TOTALS: 25-2

PRO: Promising young player who will press for regular duty in secondary . . . Was in line to take over as starting FS last year until suffering season-ending knee injury in training camp . . . Had seen playing time increase steadily through first 2 seasons . . . Has played in nickel and dime defense and on special teams . . . A very tough and physical defender . . . **1992:** Missed entire season due to left knee injury suffered in training camp Aug. 12, 4 days after starting at FS in preseason opener . . . Placed on injured reserve Aug. 25 and underwent reconstructive surgery Aug. 31 . . . **1991:** Played in 9 of last 10 games after spending first 7 weeks on injured reserve with broken left forearm suffered in preseason opener vs. Washington (8/4) . . . Activated Oct. 17, finishing with 16 tackles, one interception, 2 special teams tackles . . . Made season high 5 solo stops at Cincinnati (11/10), got first NFL interception vs. Cincinnati (12/15) . . . Lone start came in game 12 vs. Houston (11/24) in dime defense . . . **1990:** Played in all 16 games and made 9 defensive tackles, 5 on special teams . . . Started vs. Houston (9/16) for first NFL start . . . Was 239th player drafted overall.

COLLEGE: A 3-year starter at CB and FS . . . Made 52 tackles (34 solo), 1.5 sacks as senior FS . . . As junior had 62 tackles despite missing one game with broken thumb . . . Made 2 interceptions, 47 tackles as sophomore CB . . . Majored in sociology.

PERSONAL: Married (Tina) . . . Lives in Pittsburgh . . . Was academic All-America and member of student council at John Tyler (Tex.) High . . . As QB threw for 1,081 yards, 11 TDs to earn all-district and All-East Texas honors . . . Full name: Gary DeWayne Jones.

JONES' NFL RECORD

Regular Season

INTERCEPTIONS		No.	Yds	Avg.	LG	TD		
1990 Pittsburgh AFC		0	0	0.0	0	0		
1991 Pittsburgh AFC		1	0	0.0	0	0		
NFL Totals—2 years		1	0	0.0	0	0		
TACKLES		Solo	Asst.	Total	Sp.T.	Sacks	FF	FR
1990 Pittsburgh AFC		9	0	9	5	0	1	0
1991 Pittsburgh AFC		14	2	16	2	0	0	0
NFL Totals—2 years		23	2	25	7	0	1	0



TIM JORDEN—TE

84

HEIGHT—6-3

WEIGHT—239

COLLEGE—Indiana

BIRTHDATE—October 30, 1966

BIRTHPLACE—Lakewood, Ohio

HOW ACQUIRED—Veteran Free Agent (1992)

NFL EXPERIENCE—4th year

GAMES PLAYED-STARTED—'90 (16-11),

'91 (16-9), '92 (15-4)

CAREER TOTALS: 47-24

STEELERS TOTALS: 15-4

PRO: Productive addition as veteran free agent last year who contributed 2 TDs as 2nd TE . . . Has experience of 24 career starts including 20 as TE/H back in first 2 NFL seasons with Phoenix Cardinals after beginning career as undrafted rookie . . . An excellent blocker with sure hands . . . Can double as holder for placekicks . . . **1992:** Joined team Sept. 8 following opening-day injuries to TEs Eric Green and Russ Campbell . . . Had been waived by Phoenix Aug. 31 . . . Played in last 15 games with 4 starts in 2-TE set, finishing with 6 receptions for 28 yards, 2 TDs . . . Made 3rd catch as Steeler and scored first NFL TD on game-winning one-yard toss from Bubby Brister vs. Detroit (11/15) with 2:50 left in game . . . Had one reception each at Chicago (12/13) and vs. Minnesota (12/20) before capping season with 2-yard TD catch vs. Cleveland (12/27) . . . Had no receptions in playoff game vs. Buffalo (1/9) . . . **1991:** Played in all 16 games for Phoenix, starting 8 at H-back, one at TE . . . Made career-high 15 receptions for 127 yards . . . Also handled holding duties on kicks . . . Made career-best 5 catches for 36 yards in start at TE at Washington (9/15) . . . **1990:** As swing man between TE and H-back, played in all 16 games and started 11 in last 13 weeks . . . Finished with 2 catches for 10 yards, getting first NFL reception at N.Y., Giants (10/21) . . . Took over starting H-back role for injured Ron Wolfley beginning vs. Washington (9/30) . . . **1989:** Spent season on Phoenix developmental squad . . . Signed with Cardinals as free agent rookie May 5, was waived Sept. 5 in final cuts, re-signed to developmental squad Sept. 6.

COLLEGE: Named honorable mention All-America as senior in 2nd year as starting TE . . . Had 23 receptions for 265 yards as senior, 29 for 337 as junior . . . Also handled placekick holding duties all 4 years . . . Graduated in 1989 with B.S. degree in finance.

PERSONAL: Married (Laura) . . . Lives in Phoenix, Ariz. . . Attended Fenwick High in Middletown, Ohio, earning all-state honors as TE . . . Was starter on state champion basketball team as freshman and was named to all-state basketball team as senior . . . In offseason works as agent for New York Life . . . Wife Laura graduated from Indiana with double major in economics and chemistry . . . Full name: Timothy Robert Jordan.

JORDEN'S NFL RECORD

Regular Season

RECEIVING	No.	Yds.	Avg.	LG	TD
1990 Phoenix NFC	2	10	5.0	6	0
1991 Phoenix NFC	15	127	8.5	19	0
1992 Pittsburgh AFC	6	28	4.7	8	2
NFL Totals—3 years	23	165	7.2	19	2

Additional Statistics: 1 fumble recovery in 1991, 3 special teams tackles in 1992.

Post Season

RECEIVING	No.	Yds.	Avg.	LG	TD
1992 Pittsburgh AFC	0	0	0.0	0	0

JORDEN'S SINGLE GAME CAREER HIGHS

Regular Season

Receptions—5 (9-15-91 vs. Washington)

Yards Receiving—36 (9-15-91 vs. Washington)

Longest Reception—19 (12-22-91 vs. New Orleans)

TDs Receiving—1 (11-15-92 vs. Detroit, 11-27-92 vs. Cleveland)

MOST SINGLE SEASON RECEPTIONS BY TIGHT ENDS

- 67 1990 (Eric Green 34, Mike Mularkey 32, Terry O'Shea 1)
- 65 1991 (Eric Green 41, Adrian Cooper 11, Keith Cash 7, Mike Mularkey 6)
- 53 1978 (Randy Grossman 37, Bennie Cunningham 16)
- 48 1979 (Bennie Cunningham 36, Randy Grossman 12)
- 44 1981 (Bennie Cunningham 41, Randy Grossman 3)
- 41 1980 (Randy Grossman 23, Bennie Cunningham 18)



LEVON KIRKLAND—LB

(pronounced luh-VON)

HEIGHT—6-1

WEIGHT—255

COLLEGE—Clemson

BIRTHDATE—February 17, 1969

BIRTHPLACE—Lamar, South Carolina

HOW ACQUIRED—Draft (2nd in 1992)

NFL EXP.—2nd Year

GAMES PLAYED-STARTED—'92 (16-0)

99

PRO: An extremely promising young athlete who will compete for starting job at ILB in 2nd year . . . A big contributor to special teams as rookie in 1992, also saw limited duty on defense . . . **1992:** Played in all 16 games on special teams, making 10 special teams tackles to tie for 3rd . . . Added 5 tackles on defense . . . Had solo tackle on defense in opener at Houston (9/6), 2 defensive tackles at Chicago (12/13) . . . On special teams made 2 tackles at San Diego (9/20), 2 solo stops at Cleveland (10/11), one in each of 6 other games . . . Batted down pass at line of scrimmage at Buffalo (11/8) . . . Was 38th player drafted overall, 5th among LBs behind Quentin Coryatt, Marco Coleman, Robert Jones and Mark D'Onofrio.

COLLEGE: A 4-year starter at OLB, completed career ranked 4th in school history for sacks with 19, 6th in tackles for loss (40) . . . Started 43 games to set school record for OLBs and did not miss a game in career . . . As senior was one of 12 semifinalists for Lombardi Award as well as first team All-America & All-ACC with 5.5 sacks, 67 tackles . . . Only underclassman among 5 Butkus Award finalists as junior . . . Had 6.5 sacks, 77 tackles, 3 Ints. as sophomore and started 7 games as freshman, making 5.5 sacks with 71 tackles . . . Majored in sociology.

PERSONAL: Single . . . Lives in Lamar, S.C., where he was honorable mention all-state at Lamar High . . . Played TE, OLB and KR and lettered in basketball . . . Full name: Lorenzo Levon Kirkland.

KIRKLAND'S NFL RECORD

TACKLES	Regular Season				Sp.T.	Sacks	FF	FR
	Solo	Asst.	Total					
1992 Pittsburgh AFC	1	4	5	10	0	0	0	0
TACKLES	Post Season				Sp.T.	Sacks	FF	FR
	Solo	Asst.	Total					
1992 Pittsburgh AFC	0	0	0	0	0	0	0	0



CARNELL LAKE—SS

HEIGHT—6-1

WEIGHT—210

COLLEGE—UCLA

BIRTHDATE—July 15, 1967

BIRTHPLACE—Salt Lake City, Utah

HOW ACQUIRED—Draft (2nd in 1989)

NFL EXP.—5th Year

GAMES PLAYED-STARTED—'89 (15-15),

'90 (16-16), '91 (16-16), '92 (16-16)

CAREER TOTALS: 63-63

37

PRO: All-Pro caliber player who has started all 63 NFL games played, missing only one contest in NFL career . . . Has been regular starter at SS since joining team as converted LB out of college . . . Streak of 48 consecutive starts entering 1993 is team's 2nd-longest behind Dermontti Dawson's 68 . . . Has 8 career fumble recoveries, 2 interceptions, 5 sacks . . . **1992:** Started all 16 games for 3rd straight season, extending streak to 48 consecutive starts . . . Finished with career-high 85 tackles to rank 2nd among DBs, 2 sacks, 2 forced fumbles, 2 fumble recoveries . . . Led team with 12 tackles at Buffalo (11/8) before setting up game-winning TD with return of fumble vs. Detroit (11/15) . . . Got sacks in back-to-back games at Cincinnati (11/29), vs. Seattle (12/6) . . . In playoffs got team's lone sack among 4 tackles vs. Buffalo (1/9) . . . **1991:** Started all 16 games, finishing with 83 tackles to rank 2nd on team, one sack and 10 passes defended . . . Had season-high 11 tackles at Buffalo (9/8) . . . Got sack at Denver (11/3) for 3rd in 3 seasons . . . **1990:** Tied for 3rd on team with 67 tackles, one interception, 11 passes defended, one sack, 2 fumbles forced, one fumble recovered . . . Got interception vs. San Diego (10/7) followed by sack the next week at Denver (10/14) . . . Forced fumbles vs. Atlanta (11/4) and Cleveland (12/23), recovering one of 8 fumbles by Browns . . . **1989:** Unanimous choice as Steelers' rookie of year as well as first team NFL all-rookie after starting first 15 games . . . Had more starts than any other Steelers rookie, finishing with 70 tackles . . . Also led team with 5 fumble recoveries, made 5 special teams tackles . . . Named AFC defensive player of week at Cleveland (10/15) with interception, fumble recovery.

5 solo tackles . . . Got first NFL sack at Denver (11/5), recovered 2 fumbles vs. San Diego (11/19), set up 21-yard TD on return with fumble recovery and lateral at Miami (11/26) . . . Sat out season finale at Tampa Bay (12/24) with bruised chest, returning to start both playoff games . . . In playoffs made 8 tackles at Houston (12/31), 7 at Denver (1/7) . . . Was 34th player drafted overall, the 5th DB and first in 2nd round behind Deion Sanders, Donnell Woolford, Steve Atwater and Louis Oliver.

COLLEGE: Completed career as 3-year starting OLB with 24.5 sacks, 275 tackles (165 solo), 5 fumble recoveries, one interception . . . Named first team All-America and All-PAC 10 as senior with 78 tackles, 4.5 sacks . . . As junior made 13 sacks to lead PAC 10, career-high 53 solo tackles among 88 total . . . Had 4 sacks, 75 tackles as sophomore in first year as starter . . . Graduated in June, 1993 with degree in political science.

PERSONAL: Married (Monica) . . . Lives in Inglewood, Cal., where he attended Culver City High . . . Named honorable mention All-America by The Sporting News and Adidas/Scholastic Coach as RB and OLB . . . Rushed for 956 yards, 12 TDs in first 5 games of senior year before dislocating elbow . . . Was inducted into Culver City High Hall of Fame on June 7, 1991 and has established \$1500 scholarship fund at alma mater . . . Father (Eugene) is from nearby Midland, Pa . . . Full name: Carnell Augustino Lake.

LAKE'S NFL RECORD

Regular Season

INTERCEPTIONS	No.	Yds.	Avg.	LG	TD
1989 Pittsburgh AFC	1	0	0.0	0	0
1990 Pittsburgh AFC	1	0	0.0	0	0
1991 Pittsburgh AFC	0	0	0.0	0	0
1992 Pittsburgh AFC	0	0	0.0	0	0
NFL Totals—4 years	2	0	0.0	0	0

TACKLES	Solo	Asst.	Total	Sp.T.	Sacks	FF	FR
1989 Pittsburgh AFC	63	7	70	5	1	2	5*
1990 Pittsburgh AFC	57	10	67	2	1	2	1
1991 Pittsburgh AFC	70	13	83	0	1	0	0
1992 Pittsburgh AFC	66	19	85	0	2	2	2
NFL Totals—4 years	256	49	305	7	5	6	8

Post Season

TACKLES	Solo	Asst.	Total	Sp.T.	Sacks	FF	FR
1989 Pittsburgh AFC	10*	5	15*	0	0	0	0
1992 Pittsburgh AFC	4	0	4	0	1	0	0
NFL Totals—4 years	14	5	19	0	1	0	0

*Team leader



LOUIS LIPPS—WR

83

HEIGHT—5-11

WEIGHT—192

COLLEGE—Southern Mississippi

BIRTHDATE—August 9, 1962

BIRTHPLACE—New Orleans, Louisiana

HOW ACQUIRED—Veteran Free Agent (1993)

NFL EXP.—9th Year

GAMES PLAYED—STARTED—'84 (14-8),

'85 (16-16), '86 (13-12), '87 (4-2), '88 (16-16),

'89 (16-16), '90 (14-14), '91 (15-14), '92 (2-0)

CAREER TOTALS: 110-98

STEELERS TOTALS: 108-98

PRO: Former first-round draft choice who returned to team last April 21 as free agent . . . Had been released by Steelers Sept. 17, 1992 following lengthy holdout . . . Had brief stint with New Orleans Saints during 1992 season . . .

Ranks 2nd to John Stallworth in team history for career receptions with 358, career receiving yards with 6,018 . . . Also ranks 4th in team history for total TDs with 46, 4th in receiving TDs with 39, 8th in scoring with 276 points . . .

A 2-time team MVP and 2-time Pro Bowler . . . Has scored 4 TDs rushing, 3 on PRs and thrown 1 TD pass . . . Owns team record for single season TDs with 15, shares mark for TDs receiving with 12 in 1985 . . . Holds NFL rookie record and ranks 3rd in NFL history for single season PR yards with 656 in 1984, adding team single season record for PRs with 53 . . .

Has had 16 100-yard receiving games to rank 2nd to Stallworth . . . Team's leading receiver 4 times, has been held without a catch in only 7 of 110 career games played, 4 of 98 games started . . . **1992:** As unsigned veteran did not report to training camp before being released Sept. 17 . . . Signed with Saints Sept. 22 and played in 2 games—vs. San Francisco (9/27) and at Detroit (10/4)—

making one reception for one yard . . . Also returned 5 punts for 22 yards . . . Went on injured reserve Oct. 10 with hamstring injury and was waived

Oct. 27 . . . **1991:** Led team for 4th consecutive year with 55 receptions for 671 yards, 2 TDs . . . Reception total was best since career-high 59 in 1985 . . . Started 14 of 15 games played . . . Began slowly with 4 catches in first 2 games before making season-high 7 receptions for 86 yards vs. New England (9/15) . . . Scored TD on 16-yard pass in Monday night win vs. N.Y. Giants (10/14), making 5 catches for 64 yards, got 2nd TD at Cincinnati (11/10) . . . Had 6 receptions for 71 yards at Houston (12/8) . . . Did not have a 100-yard game for just 2nd time in career . . . **1990:** Made 50 catches for 3rd straight year to lead team, missing 2 games with strained back . . . Equalled career-best with 9 receptions for 141 yards at Denver (10/14) for 16th 100-yard game . . . Had 7 catches for 97 yards vs. Cincinnati (12/2) . . . **1989:** Named team MVP for 2nd time with 50 receptions for 944 yards, 5 TDs . . . Had career-high 13 rushes for 180 yards, 1 TD to rank 3rd on team . . . Ranked 9th in AFC receiving yards, posted career-best 5 100-yard games . . . Had 122 yards on 5 catches at Cincinnati (9/17), 126 on 7 at Detroit (10/1), 130 on 7 with 2 TDs vs. Kansas City (10/29), 112 on 4 vs. Chicago (11/12), and was named AFC offensive player of week with season-high 137 yards, 2 TDs on 4 catches in finale at Tampa Bay (12/24) . . . Had career-high 4 carries for 38 yards vs. Houston (12/3), scored on 58-yard TD run vs. New England (12/17) . . . In playoffs had 3 catches for 24 yards at Houston (12/31), 3 for 29, 1 TD at Denver (1/7) . . . **1988:** Shared team lead with RB Merrill Hoge, making 50 receptions for 973 yards, 5 TDs . . . Had 100-yard outings 3 times with 109 yards on 8 receptions vs. Houston (10/16), 171 on 6 vs. Philadelphia (11/13) including 89-yard TD catch, 13-yard TD pass to Hoge, and 166 yards on 4 catches at Houston (12/4) . . . Scored on 39-yard run vs. Miami (12/18), had 80-yard TD catch at Washington (9/11) . . . **1987:** Played in just 4 games due to hamstring injury, finishing with 11 receptions, no TDs . . . Started first 2 games prior to strike, was on injured reserve from Nov. 20 to Dec. 18, returned to play in last 2 games . . . **1986:** Started 12 of 13 games played with hamstring, toe, hip & back injuries . . . Made 38 receptions with 3 TDs to rank 2nd on team, but streak of 23 games with a reception ended in opener at Seattle (9/7) . . . Earned game ball vs. Detroit (12/7) with 8 receptions for 150 yards, 2 TDs after being knocked out of game with concussion the previous week at Chicago (11/30) . . . **1985:** Voted team MVP and named to 2nd Pro Bowl after scoring team-record and AFC-leading 15 TDs including 12 receiving . . . Eclipsed single season record of 14 TDs by Franco Harris, tied Buddy Dial's 23-year-old mark of 12 receiving TDs . . . Enjoyed career highs with 59 receptions for 1,134 yards to rank 4th in AFC, 7th in NFL for yardage . . . Scored 90 points to tie for 2nd among NFL non-kickers . . . Became only player in NFL to score TDs receiving, rushing and on PRs in 1984 and '85 . . . Had 4 100-yard games and scored in 10 including PR-TDs of 62 yards at Cincinnati (10/27) and 71 yards at Kansas City (11/10), adding 15-yard TD run at San Diego (12/8) . . . **1984:** Consensus choice as NFL rookie of the year as well as team's rookie of the year . . . Set NFL rookie record with 656 PR yards on team-record 53 PRs, led all NFL rookies with 1,587 all-purpose yards, and led AFC rookies with 45 receptions for 860 yards . . . Had 6 catches for 183 yards, 2 TDs on opening day vs. Kansas City (9/2), season-high 7 receptions for 118 yards, 1 TD vs. San Diego (11/25) . . . Had 76-yard PR for TD at New Orleans (11/19) in first return to hometown area, marking first PR-TD by a Steeler since Lynn Swann in 1974 . . . Was 4th WR drafted overall, following Irving Fryar, Kenny Jackson and Clyde Duncan, and 23rd player overall.

COLLEGE: Capped career with 40 receptions for 800 yards, 5 TDs as senior, posting 5 100-yard games and finishing with 1,334 all-purpose yards . . . Also had 11.6-yard PR average after ranking 8th as junior with 12.2-yard avg. . . . As junior made 38 catches for 468 yards, 3 TDs . . . Majored in outdoor recreation.

PERSONAL: Lives in Pittsburgh . . . Was team MVP for East St. John's High in Reserve, La. . . . In 1984 named Mississippi pro athlete of year, Louisiana pro athlete of year in 1985 . . . Active in community with Rehabilitation Institute, Big Brothers/Big Sisters and Multiple Sclerosis . . . Full name: Louis Adam Lipps.

LIPPS' NFL RECORD

RECEIVING	No.	Yds.	Regular Season		
			Avg.	LG	TD
1984 Pittsburgh AFC	45	860	19.1	80t	9
1985 Pittsburgh AFC	59	1,134	19.2	51	12##
1986 Pittsburgh AFC	38	590	15.5	48	3
1987 Pittsburgh AFC	11	164	14.9	27	0
1988 Pittsburgh AFC	50**	973	19.5	89t	5
1989 Pittsburgh AFC	50*	944	18.9	79t	5
1990 Pittsburgh AFC	50*	682	13.6	37	3
1991 Pittsburgh AFC	55*	671	12.2	35	2
1992 New Orleans NFC	1	1	1.0	1	0
NFL Totals—8 years	359	6,019	16.8	89t	39

RUSHING	Att.	Yds.	Avg.	LG	TD
1984 Pittsburgh AFC	3	71	23.7	36t	1
1985 Pittsburgh AFC	3	16	5.3	15t	1
1986 Pittsburgh AFC	4	-3	-0.8	8	0
1987 Pittsburgh AFC	0	0	0.0	0	0
1988 Pittsburgh AFC	6	129	21.5	39t	1
1989 Pittsburgh AFC	13	180	13.8	58t	1
1990 Pittsburgh AFC	1	-5	-5.0	-5	0
1991 Pittsburgh AFC	0	0	0.0	0	0
1992 New Orleans NFC	0	0	0.0	0	0

NFL Totals—8 years **30** **388** **12.9** **58t** **4**

PUNT RETURNS	No.	FC	Yds.	Avg.	LG	TD
1984 Pittsburgh AFC	53#	2	656#@@	12.4	76t	1
1985 Pittsburgh AFC	36	2	437	12.1	71t	2##
1986 Pittsburgh AFC	3	1	16	5.3	10	0
1987 Pittsburgh AFC	7	1	46	6.6	12	0
1988 Pittsburgh AFC	4	2	30	7.5	11	0
1989 Pittsburgh AFC	4	0	27	6.8	9	0
1990 Pittsburgh AFC	0	0	0	0.0	0	0
1991 Pittsburgh AFC	0	0	0	0.0	0	0
1992 New Orleans NFC	5	1	22	4.4	16	0

NFL Totals—8 years **112** **9** **1,234** **11.0** **76t** **3##**

KICKOFF RETURNS	No.	Yds.	Avg.	LG	TD
1985 Pittsburgh AFC	13	237	18.2	24	0
1990 Pittsburgh AFC	1	9	9.0	9	0

NFL Totals—8 years **14** **246** **17.6** **24** **0**

Post Season

RECEIVING	No.	Yds.	Avg.	LG	TD
1984 Pittsburgh AFC	8	131	16.4	33	1
1989 Pittsburgh AFC	6	53	8.8	11	1

NFL Totals—8 years **14** **184** **13.1** **33** **2**

RUSHING	Att.	Yds.	Avg.	LG	TD
1984 Pittsburgh AFC	1	0	0.0	0	0
1989 Pittsburgh AFC	1	1	1.0	1	0

NFL Totals—8 years **2** **1** **0.5** **1** **0**

PUNT RETURNS	No.	FC	Yds.	Avg.	LG	TD
1984 Pittsburgh AFC	4	1	16	4.0	7	0

KICKOFF RETURNS	No.	Yds.	Avg.	LG	TD
1984 Pittsburgh AFC	3	73	24.3	34	0

*Team leader **Shared team lead #Team record ##Shares team record
 @@NFL rookie record

LIPPS' SINGLE GAME CAREER HIGHS

Regular Season

Receptions—9 (9-8-85 vs. Indianapolis, 10-14-90 vs. Denver)
Yards Receiving—183 (9-2-84 vs. Kansas City)
Longest Reception—89t (11-13-88 from Brister vs. Philadelphia)
TDs Receiving—3 (9-8-85 vs. Indianapolis)
Yards Rushing—58 (12-17-89 vs. New England)
Rushing Attempts—4 (12-3-89 vs. Houston)
Longest Run—58t (12-17-89 vs. New England)
TDs Rushing—1 (four times, last time 12-17-89 vs. New England)
Punt Returns—6 (three times, last time 9-13-87 vs. San Francisco)
Yards Punt Returns—128 (11-19-84 vs. N.O., 11-10-85 vs. K.C.)
Longest Punt Return—76t (11-19-84 vs. New Orleans)
TDs Punt Return—1 (11-19-84 vs. NO, 10-27-85 vs. Cin., 11-10-85 vs. KC)
Kickoff Returns—6 (12-8-85 vs. San Diego)
Yards Kickoff Returns—84 (12-8-85 vs. San Diego)
Longest Kickoff Return—26 (12-21-85 vs. New York Giants)

Post Season

Receptions—5 (12-30-84 vs. Denver)
Yards Receiving—86 (12-30-84 vs. Denver)
Longest Reception—33 (1-6-85 from Malone vs. Miami)
Rushing Attempts—1 (12-30-84 vs. Denver, 1-7-90 vs. Denver)
Longest Run—1 (1-7-90 vs. Denver)
Punt Returns—3 (12-30-84 vs. Denver)
Yards Punt Returns—9 (12-30-84 vs. Denver)
Longest Punt Return—7 (12-30-84 vs. Denver, 1-6-85 vs. Miami)
Kickoff Returns—3 (12-30-84 vs. Denver)
Yards Kickoff Returns—73 (12-30-84 vs. Denver)
Longest Kickoff Return—34 (12-30-84 vs. Denver)

LIPPS' 100-YARD GAMES

		Rec.	Yds.	Avg.	LG	TD
9-2-84	Steelers vs. Kansas City	6	183	30.5	80t	2
11-25-84	Steelers vs. San Diego	7	118	16.9	41	1
9-8-85	Steelers vs. Indianapolis	9	154	17.1	38	3
9-30-85	Steelers vs. Cincinnati	5	100	20.0	32	1
11-24-85	Steelers vs. Washington	5	121	24.2	42	1
12-15-85	Steelers vs. Buffalo	4	116	29.0	51	1
12-7-86	Steelers vs. Detroit	8	150	18.8	48	2
10-16-88	Steelers vs. Houston	8	109	13.6	22	0
11-13-88	Steelers vs. Philadelphia	6	171	28.5	89t	1
12-4-88	Steelers at Houston	4	166	41.5	80t	2
9-17-89	Steelers at Cincinnati	5	122	24.4	40	0
10-1-89	Steelers at Detroit	7	126	18.0	48t	1
10-29-89	Steelers vs. Kansas City	7	130	18.6	64t	2
11-12-89	Steelers vs. Chicago	4	112	28.0	60	0
12-24-89	Steelers at Tampa Bay	4	137	34.3	79t	2
10-14-90	Steelers at Denver	9	141	15.7	33	1



DAVID LITTLE—LB

50

HEIGHT—6-1

WEIGHT—249

COLLEGE—Florida

BIRTHDATE—January 3, 1959

BIRTHPLACE—Miami, Florida

HOW ACQUIRED—Draft (7th in 1981)

NFL EXP.—13th Year

GAMES PLAYED-STARTED—'81 (16-0), '82 (9-1), '83 (16-1), '84 (16-13), '85 (16-16), '86 (16-16), '87 (12-12), '88 (16-14), '89 (16-16), '90 (16-14), '91 (14-10), '92 (16-12)

CAREER TOTALS: 179-125

PRO: Team leader and defensive captain entering 13th NFL season . . . Ranks 6th in team history and leads all active Steelers with 179 games played, leads active players with 125 starts . . . Has missed only 5 games since joining team in 1981 . . . A former team co-MVP and Pro Bowl player, was co-MVP with Rod Woodson in 1988 and played in 1991 Pro Bowl . . . Team's leading tackler 5 times, has been starter for 9 seasons after replacing injured Jack Lambert in 1984 . . . Had streak of 89 consecutive games played from 1981-87 . . . **1992:** Started 12 games and finished with 77 tackles, 2 forced fumbles . . . Did not start 4 games in dime defense, but had 2 interceptions for most in 3 years along with career-high 3 sacks . . . Set up TD with interception at San Diego (9/20), but had best game at Cincinnati (11/29) with 3 sacks, one forced fumble, 6 tackles to earn AFC defensive player of week honors . . . Was first multiple sack game of career and first 3-sack outing by a Steeler since 4 by Jerrol Williams (12/22/91) . . . Set up FG with interception vs. Seattle (12/6) in addition to forced fumble . . . Made 13 tackles at Chicago (12/13), 4 in playoffs vs. Buffalo (1/9) . . . **1991:** Started last 10 games after missing training camp, signing new contract Aug. 28 . . . Was roster exempt for 2 games, played in 2 before return to starting lineup . . . Finished with 60 tackles, one interception, one forced fumble . . . Had interception with 7 solo tackles at Denver (11/3), forced fumble and 8 total tackles vs. Washington (11/17) . . . Capped season with 10 tackles vs. Cleveland (12/22) . . . **1990:** Earned first trip to Pro Bowl after leading team in tackles for 4th straight year . . . Had 80 tackles, one interception, 2 fumbles recovered, team-high 4 forced fumbles . . . Only games not started were 2 vs. Houston (9/16, 12/23) in dime defense . . . Had 6 or more tackles in 8 games with season-high 8 and forced and recovered fumble vs. L.A. Rams (10/29) . . . Made 35-yard return of interception at N.Y. Jets (11/25) . . . **1989:** Started all 16 games for 3rd time in career, leading team with 104 tackles, career-high 3 interceptions, 2 sacks . . . Had interception and sack at Denver (11/5) in addition to season-high 12 solo tackles on defense, 2 on special teams . . . In playoffs made 7 tackles at Houston (12/31), 5 solos at Denver (1/7) . . . **1988:** Earned co-MVP honors with 107 tackles, 2 fumbles recovered, one interception in 14 starts . . . Made interception and forced fumble in opener vs. Dallas (9/4) . . . Had at least 5 tackles in each of 11 straight games with season-high 16 at San Diego (12/11)

STEELERS' ACTIVE SERVICE LEADERS

Most Games Played

179 David Little (1981-92)
165 Gary Anderson (1982-92)
151 Bryan Hinkle (1982-92)
108 Louis Lipps (1984-91)
99 Gerald Williams (1986-92)

Most Games Started

125 David Little (1981-92)
115 Bryan Hinkle (1982-92)
98 Louis Lipps (1984-91)
77 Rod Woodson (1988-92)
73 Gerald Williams (1987-92)

1987: Started all 12 non-strike games, finishing with team-high 98 tackles, 1-1/2 sacks . . . Made 8 solo tackles and recovered fumble at Miami (11/1), registered season-best 12 tackles and 1/2 sack at Kansas City (11/8) . . . **1986:** Finished 3rd in tackles with 89 . . . Made season-high 10 solo tackles at Chicago (11/30) . . . **1985:** In first year as full-time starter led team for first time with career-best 114 tackles . . . Made first 2 interceptions in back-to-back games at Dallas (10/13), vs. St. Louis (10/20) . . . **1984:** Started 13 games for Lambert, who suffered career-ending toe injury on opening day . . . Was 4th with 86 tackles, one sack . . . In first start at Three Rivers made 10 tackles vs. L.A. Rams (9/16) followed by 14 at Cleveland (9/23) . . . Missed 2 starts with ankle injury but returned to start last 7 games plus playoffs . . . Had 12 tackles in postseason including 2 sacks at Denver (12/30) . . . **1983:** Played in all 16 games, starting for Lambert at Seattle (10/23) . . . Finished with 54 tackles . . . **1982:** Saw action in all 9 games, making first NFL start in Monday night opener at Dallas (9/13) . . . **1981:** Played in every game on special teams and as backup to Lambert . . . Was 183rd player drafted overall.

COLLEGE: Finished career with school-record 287 solo tackles, 475 total . . . Averaged 14.4 tackles in 33 games . . . Named consensus All-America and first team All-SEC as senior . . . Graduated with degree in sociology.

PERSONAL: Married (Denise) with sons David, Jr. (11/15/86) and Darien (6/15/88) . . . Lives in Miami, Fla., where he attended Jackson High . . . During season leads players' weekly visits to Children's Hospital . . . Brother Larry, who played 14 seasons for San Diego and Miami, was inducted into Pro Football Hall of Fame this year . . . Full name: David Lamar Little.

LITTLE'S NFL RECORD

INTERCEPTIONS	Regular Season				
	No.	Yds.	Avg.	LG	TD
1985 Pittsburgh AFC	2	0	0.0	3	0
1988 Pittsburgh AFC	1	0	0.0	0	0
1989 Pittsburgh AFC	3	23	7.7	13	0
1990 Pittsburgh AFC	1	35	35.0	35	0
1991 Pittsburgh AFC	1	5	5.0	5	0
1992 Pittsburgh AFC	2	6	3.0	6	0
NFL Totals—12 years	10	69	6.9	35	0

TACKLES	Solo	Asst.	Total	Sacks	FF	FR
1981 Pittsburgh AFC	6	2	8	0	—	1
1982 Pittsburgh AFC	9	4	13	0	—	1
1983 Pittsburgh AFC	37	17	54	0	—	0
1984 Pittsburgh AFC	63	23	86	1	—	0
1985 Pittsburgh AFC	92*	22	114*	1	0	1
1986 Pittsburgh AFC	69	20	89	0.5	2	0
1987 Pittsburgh AFC	75*	23*	98*	1.5	0	1
1988 Pittsburgh AFC	83*	24	107*	0	1	2
1989 Pittsburgh AFC	84*	20*	104*	2	2	1
1990 Pittsburgh AFC	63*	17*	80*	0	4*	2
1991 Pittsburgh AFC	45	15	60	0	1	0
1992 Pittsburgh AFC	50	27	77	3	2	0
NFL Totals—12 years	676	214	890	9	12	0

TACKLES	Post Season			Sacks	FF	FR
	Solo	Asst.	Total			
1982 Pittsburgh AFC	0	0	0	0	—	0
1983 Pittsburgh AFC	3	2	5	0	—	0
1984 Pittsburgh AFC	9	3	12	2	—	0
1989 Pittsburgh AFC	8	4	12	0	0	0
1992 Pittsburgh AFC	2	2	4	0	0	0
NFL Totals—12 years	22	11	33	2	0	0

*Team leader

LITTLE'S SINGLE GAME CAREER HIGHS

Regular Season

Most Interceptions—1 (10 times, last time 12-6-92 vs. Seattle)

Most Sacks—3 (11-29-92 vs. Cincinnati)

MOST SINGLE SEASON TDs BY TIGHT ENDS

- 10 1990 (Eric Green 7, Mike Mularkey 3)
- 9 1991 (Eric Green 6, Adrian Cooper 2, Keith Cash 1)
- 7 1992 (Adrian Cooper 3, Eric Green 2, Tim Jordan 2)
- 5 1979 (Bennie Cunningham 4, Randy Grossman 1)
- 4 1981 (Bennie Cunningham 3, Randy Grossman 1)



GREG LLOYD—LB

95

HEIGHT—6-2

WEIGHT—226

COLLEGE—Fort Valley State

BIRTHDATE—May 26, 1965

BIRTHPLACE—Miami, Florida

HOW ACQUIRED—Draft (6th in 1987)

NFL EXP.—7th Year

GAMES PLAYED-STARTED—'87 (1R), '88 (9-4), '89 (16-16), '90 (15-14), '91 (16-16), '92 (16-16)

CAREER TOTALS: 72-66

PRO: A 2-time Pro Bowl player and former team MVP who is a leader of defensive unit . . . Has 26.5 career sacks to lead all active players and rank 10th in team history, in addition to 6 career interceptions, 9 fumbles recovered . . . Has twice been team's sack leader (1989, 1992) . . . Has progressed tremendously since missing rookie year and half of 2nd season with knee injuries, emerging as regular starter for last 4 years . . . Selected as AFC "need player" for each of last 2 Pro Bowls, marking 19th and 20th times in last 23 Pro Bowls that at least one Steelers LB participated . . . Has started last 33 games for 3rd-longest streak on team . . . **1992:** Selected for 2nd Pro Bowl after leading team in sacks (6.5), fumbles forced (5) and fumbles recovered (3) . . . Made interception at San Diego (9/20) and had season-high 13 tackles (6 solo) the next week at Green Bay (9/27) including 1/2 sack, one forced fumble . . . Forced fumble and had one sack among 9 tackles in Monday night win vs. Cincinnati (10/19) followed by 2 sacks at Kansas City (10/25) for 4th multiple-sack game of career . . . Made personal-best 8 solo stops and forced 2 fumbles at Buffalo (11/8), followed by forced fumble, blocked pass and 5 tackles vs. Detroit (11/15) . . . Had 2 sacks at Chicago (12/13) for 2nd 2-sack game of year, reaching season total of 6.5 sacks to lead team for 2nd time . . . **1991:** Named team MVP and became 8th LB under Chuck Noll to play in Pro Bowl, joining Andy Russell, Henry Davis, Jack Ham, Jack Lambert, Robin Cole, Mike Merriweather and David Little . . . Finished 3rd on team with 76 tackles (64 solo), 2nd with 8 sacks, led team with 6 forced fumbles, shared lead with 2 fumbles recovered, and added 1 interception . . . Also handled long-snapping duties on punts for 4 games . . . Had 2 sacks, 6 tackles and one fumble recovery in opener vs. San Diego (9/1) . . . Got interception 2 weeks later vs. New England (9/15), followed by a sack in each of next 2 games at Philadelphia (9/22) and Indianapolis (10/6) . . . Earned game ball in OT win at Cincinnati (11/10) with 2 sacks, 8 tackles, one forced and recovered fumble which set up winning TD in OT . . . Forced 3 fumbles in next 5 weeks and added sack vs. Cincinnati (12/15) . . . Capped season with 9 tackles including 8th sack vs. Cleveland (12/22) . . . Had led or shared team lead in sacks all season until 4-sack performance by Jerrol Williams in final game . . . **1990:** Made 14 starts, finishing with 4.5 sacks to rank 3rd, 62 tackles, one interception, one forced fumble . . . Had sack in opener at Cleveland (9/9), another along with forced fumble vs. San Diego (10/7), and got interception vs. Cincinnati (12/2) . . . Sat out game 15 vs. Cleveland (12/23) with ankle sprain, following with season-high 7 tackles in finale at Houston (12/30) . . . **1989:** Team sack leader with 7, 2nd-leading tackler with 92 (82 solo) after starting all 16 games for first time . . . Added career-high 3 interceptions, 3 fumble recoveries . . . Made 4 sacks in last 4 games including 2 vs. Houston (12/3) . . . Had season-high 11 solo tackles at Denver (11/5), interceptions vs. Chicago (11/12) and at Miami (11/26) . . . Won game ball at N.Y. Jets (12/10) with 8 tackles, one interception, one sack . . . In playoffs made 9 solo tackles . . . **1988:** Spent first 7 weeks on injured reserve after suffering knee injury in preseason game vs. Philadelphia (8/14), undergoing

LINEBACKER LEGACY

The Steelers had at least one linebacker named to the AFC roster in every Pro Bowl for 17 years, from 1971-1987. Ten-year veteran David Little earned his first Pro Bowl trip in 1991 to end a three-year drought for Steelers linebackers, and Greg Lloyd has made Pro Bowl appearances each of the last two years.

1971-Andy Russell	1981-Jack Ham, Jack Lambert
1972-Andy Russell	1982-Jack Lambert
1973-Henry Davis, Andy Russell	1983-Jack Lambert
1974-Jack Ham, Andy Russell	1984-Jack Lambert
1975-Jack Ham, Andy Russell	1985-Robin Cole, Mike Merriweather
1976-Jack Ham, Jack Lambert	1986-Mike Merriweather
Andy Russell	1987-Mike Merriweather
1977-Jack Ham, Jack Lambert	1991-David Little
1978-Jack Ham, Jack Lambert	1992-Greg Lloyd
1979-Jack Ham, Jack Lambert	1993-Greg Lloyd
1980-Jack Ham, Jack Lambert	

arthroscopic surgery Aug. 15 . . . Activated Oct. 22 and played in first NFL game vs. Denver (10/23) . . . Played in last 9 games with 4 starts, finishing with 33 tackles, 1/2 sack, 2 forced fumbles while playing ROLB . . . Made first NFL start vs. Philadelphia (11/13), got 1/2 sack the next week at Cleveland (11/20) . . . Forced 2 fumbles in finale vs. Miami (12/18) . . . **1987:** Spent rookie year on injured reserve with knee injury suffered on 2nd day of training camp (8/27) . . . Underwent reconstructive surgery Aug. 7, went on injured reserve Aug. 28 . . . Was 150th player drafted overall.

COLLEGE: A 3-time team MVP, 3-time All-SIAC, 1986 SIAC defensive player of year and team captain . . . Was team's tackle leader each of last 2 seasons . . . As junior had 97 tackles, 16 sacks, 2 interceptions, 2 fumble recoveries, one blocked punt . . . Majored in electrical engineering.

PERSONAL: Married (Rhonda) with son Gregory Lenard II (2/10/89) and daughter Tiana Cassandra (5/17/92) . . . Lives in Wexford, Pa. . . Graduated 28th in class of 250 from Peach County (Ga.) High . . . Has 7 brothers and sisters . . . In 1988 was Steelers' recipient of Ed Block Courage Award . . . Very active in the community . . . Last June earned black belt in Taekwondo . . . Wife Rhonda is on national board of NAACP . . . Full name: Gregory Lenard Lloyd.

LLOYD'S NFL RECORD

Regular Season

INTERCEPTIONS	No.	Yds.	Avg.	LG	TD
1989 Pittsburgh AFC	3	49	16.3	31	0
1990 Pittsburgh AFC	1	9	9.0	9	0
1991 Pittsburgh AFC	1	0	0.0	0	0
1992 Pittsburgh AFC	1	35	35.0	35	0
NFL Totals—5 years	6	93	15.5	35	0

TACKLES	Solo	Asst.	Total	Sp.T.	Sacks	FF	FR
1988 Pittsburgh AFC	24	9	33	0	0.5	2	1
1989 Pittsburgh AFC	82	10	92	0	7*	1	3
1990 Pittsburgh AFC	55	7	62	0	4.5	1	0
1991 Pittsburgh AFC	64	12	76	1	8	6*	2
1992 Pittsburgh AFC	66	30	96	0	6.5*	5*	3*
NFL Totals—5 years	291	68	359	1	26.5*	15	9

Post Season

TACKLES	Solo	Asst.	Total	Sp.T.	Sacks	FF	FR
1989 Pittsburgh AFC	9	1	10	0	0	0	0
1992 Pittsburgh AFC	3	2	5	0	0	0	0
NFL Totals—5 years	12	3	15	0	0	0	0

*Team leader



DUVAL LOVE—G

67

HEIGHT—6-3

WEIGHT—285

COLLEGE—UCLA

BIRTHDATE—June 24, 1963

BIRTHPLACE—Los Angeles, California

HOW ACQUIRED—Plan B Free Agent (1992)

NFL EXP.—9th Year

GAMES PLAYED-STARTED—'85 (6-0), '86 (16-0), '87 (10-4), '88 (15-15), '89 (15-1), '90 (16-16), '91 (16-13), '92 (16-16)

CAREER TOTALS: 110-65

STEELERS TOTALS: 16-16

PRO: Valuable newcomer a year ago who filled void at LG position, starting all 16 games . . . Signed as Plan B free agent on March 16, 1992 following 7 seasons with Los Angeles Rams . . . Has started 65 games and played in 110 in NFL career since being drafted on 10th round by Rams in 1985 . . . Was starter 3 of previous 4 seasons for Rams prior to joining Steelers . . . **1992:** Took over starting role at LG in training camp and started every game . . . Played every offensive snap including in playoffs vs. Buffalo (1/9) . . . **1991:** Played in all 16 games with 13 starts for Rams . . . Started at RT vs. San Francisco (9/22) and Green Bay (9/29) . . . Moved to RG to start last 11 games for injured Joe Milinichik . . . **1990:** Made 15 starts at RG, 1 at RT for injured Jackie Slater at Tampa Bay (9/16) . . . **1989:** Played in 15 games, all except vs. Indianapolis (9/17) . . . Started in regular season finale at New England (12/24) in addition to all 3 playoff games . . . **1988:** Took over for retired Dennis Harrah to start 15 games at RG . . . Sat out week 5 vs. Phoenix (10/2) with sprained foot . . . **1987:** Spent first 2 weeks on injured reserve with knee injury . . . Played in 10 games, starting 4 at RG for injured Harrah . . . **1986:** Played in all 16 games as backup at both OT slots . . . **1985:** Began season on injured reserve with shoulder injury . . . Activated to play in 5 games before re-injuring shoulder, spending last 6 weeks on injured reserve . . . Was 274th player drafted overall.

COLLEGE: Three-year starter and 2-time All-PAC 10 selection . . . Named team captain in 1984 . . . Graduated with degree in history.

PERSONAL: Married (Kelly) with son Taylor Christian . . . Lives in Las Vegas, Nev. . . . Attended Fountain Valley (Calif.) High . . . Hosts annual golf tournament for Huntington Valley (Calif.) Boys & Girls Clubs . . . Full name: Duval Lee Love.



ERNIE MILLS—WR

89

HEIGHT—5-11

WEIGHT—191

COLLEGE—Florida

BIRTHDATE—October 28, 1968

BIRTHPLACE—Dunnellon, Florida

HOW ACQUIRED—Draft (3rd in 1991)

NFL EXP.—3rd Year

GAMES PLAYED-STARTED—'91 (16-2), '92 (16-4)

CAREER TOTALS: 32-6

PRO: A tremendous all-around athlete with exceptional speed . . . Has made 33 receptions despite starting just 6 of 30 games played, filling role primarily as 3rd-down receiver . . . Has also been big contributor to special teams, making 25 tackles over past 2 seasons as headhunter . . . **1992:** Made 4 starts and finished with 30 catches for 383 yards to rank 4th on team, sharing lead for receiving TDs with 3 . . . Also tied for 3rd with 10 special teams tackles . . . Had 3 catches for 52 yards vs. Cincinnati (10/19) after getting 6 in first 5 games . . . Made 13 receptions in 4-game stretch at midseason with 4 for 61 vs. Houston (11/1), 1 for a 12-yard TD at Buffalo (11/8), 4 for 43 including TD vs. Detroit (11/15) and 4 for 36 vs. Indianapolis (11/22) . . . Scored 3rd TD on 19-yard catch vs. Seattle (12/6), finishing with 7 catches in last 4 games . . . Led team with career-high 8 receptions for 93 yards in playoff game vs. Buffalo (1/9) . . . **1991:** Started 2 games and played in 16 as rookie, finishing with 3 catches for 79 yards, one TD . . . Also scored TD on unusual punt return, made 11 KORs for 284 yards, (25.8) and led team with 15 tackles (13 solo) on special teams . . . Scored first NFL TD week 3 vs. New England (9/15) by scooping up ball in endzone after Patriots punt hit blocking back . . . Had 2 catches for 65 yards, one TD at Cincinnati (11/10), one for 14 yards vs. Cincinnati (12/15) . . . Was 11th WR and 73rd player drafted overall.

COLLEGE: Finished career with 81 receptions for 1,585 yards, 15 TDs . . . Caught 10 TD passes as senior for most since Cris Collinsworth's 9 in 1978, totalling 41 catches for 770 yards . . . Made 19 catches for 404 yards and 3 TDs as junior . . . In 5 starts as sophomore caught 9 passes for 153 yards after making 12 receptions for 258, 2 TDs as freshman . . . Graduated in Dec., 1990 with degree in sports administration/exercise and sport science.

PERSONAL: Single . . . Lives in Dunnellon, Fla., where he attended Dunnellon High . . . Was 2nd-team all-state as senior DB with 53 tackles, 8 ints., also gaining 414 rushing yards as RB . . . Had 3.2 GPA . . . Full name: Ernest Lee Mills III.

MILLS' NFL RECORD

Regular Season					
RECEIVING	No.	Yds.	Avg.	LG	TD
1991 Pittsburgh AFC	3	79	26.3	35t	1
1992 Pittsburgh AFC	30	383	12.8	22	3
NFL Totals—2 years	33	462	14.0	35t	4
KICKOFF RETURNS	No.	Yds.	Avg.	LG	TD
1991 Pittsburgh AFC	11	284	25.8	54	0
1992 Pittsburgh AFC	1	11	11.0	11	0
NFL Totals—2 years	12	295	24.6	54	0

Additional Statistics: 1 punt return for 0 yards, TD in 1991; 15 special teams tackles (team leader) in 1991; 10 special teams tackles in 1992.

Post Season					
RECEIVING	No.	Yds.	Avg.	LG	TD
1992 Pittsburgh AFC	8*	93*	11.6	20	0

MILLS' SINGLE GAME CAREER HIGHS

Regular Season

Receptions—4 (3 times, last time 11-22-92 vs. Indianapolis)

Yards Receiving—61 (11-1-92 vs. Houston)

Longest Reception—35t (from O'Donnell 11-10-91 vs. Cincinnati)

TDs Receiving—1 (4 times, last time 12-6-92 vs. Seattle)

Kickoff Returns—4 (11-17-91 vs. Washington)

Yards Kickoff Returns—91 (11-17-91 vs. Washington)

Longest Kickoff Return—54 (9-8-91 vs. Buffalo)

Post Season

Receptions—8 (1-9-93 vs. Buffalo)

Yards Receiving—93 (1-9-93 vs. Buffalo)

Longest Reception—20 (from O'Donnell 1-9-93 vs. Buffalo)

*Team leader



NEIL O'DONNELL—QB

14

HEIGHT—6-3

WEIGHT—226

COLLEGE—Maryland

BIRTHDATE—July 3, 1966

BIRTHPLACE—Morristown, New Jersey

HOW ACQUIRED—Draft (3rd in 1990)

NFL EXP.—4th Year

GAMES PLAYED-STARTED—'90 (0-0),

'91 (12-8), '92 (12-12)

CAREER TOTALS: 24-20

PRO: Pro Bowl performer who turned in 9-3 record as starter in 1992 while breaking 3 team passing records . . . One of NFL's most promising young quarterbacks, was AFC's 3rd-ranked passer last year . . . Possesses excellent size, strength, and mobility . . . Already ranks 8th in team history for career passing yards with 4,246 after playing in just 24 games, the equivalent of one and a half seasons . . . Is 11-9 as starter in regular season . . . **1992:** Made first Pro Bowl appearance replacing injured Jim Kelly following outstanding season . . . Won starting job in preseason duel with Bobby Brister and made 12 starts, winning 9 . . . Missed one game with hamstring injury, final 3 with cracked right fibula . . . Finished regular season with 83.6 passer rating to rank 3rd in AFC and 8th in NFL, had TD:Int. ratio of 1.4:1 for AFC's 3rd-best, and 2.9 Int. pct. tied for 4th-lowest in NFL . . . Completed 185 of 313 passes (59.1%) for 2,283 yards with 13 TDs, 9 Ints . . . Elevated career passer rating to 81.1, crushing previous team record of 71.1 by Terry Bradshaw . . . Also broke team career completion pct. record with 56.9%, eclipsing Brister's mark of 52.4%, and set single season team record for completion pct. with 59.1%, topping 57.7% by Bradshaw . . . Jumped from 15th to 8th in team history for career passing yards . . . In 12 starts completed 50% or more 11 times and threw 2 TDs in each of 5 games . . . Led team to 3-0 start with 2 TD passes each at Houston (9/6) and San Diego (9/20), completing 60.9% and 70.8% of passes in those 2 games . . . Also scored rushing TD at San Diego . . . Had career-best 78.1% (25/32) completion rate on career-high 25 completions in game 5 at Cleveland (10/11), followed by season-high 287 yards and 2 TDs on 23-of-37 outing on Monday night vs. Cincinnati (10/19) which began stretch of 5 games with 8 TD passes . . . Suffered strained hamstring vs. Detroit (11/15) and was inactive the next week vs. Indianapolis (11/22) . . . Returned to start next 2 games, getting wins at Cincinnati (11/29) and vs. Seattle (12/6) . . . In Seattle game threw 3 Ints. for first time in career before cracking right fibula in 3rd quarter when sacked by Joe Nash . . . Was inactive for last 3 regular season games, returning to start playoff game vs. Buffalo (1/9) and completing 15 of 29 for 163 yards with 2 Ints. in first post-season action . . . **1991:** Ranked 7th in AFC with passer rating of 78.8 after making first 8 NFL starts . . . Finished with 156 completions on 286 attempts (54.5%) for 1,963 yards with 11 TDs, 7 Ints . . . Had one 300-yard game with 3 TDs . . . Also carried 18 times for 82 yards (4.6) and one TD . . . On opening day vs. San Diego (9/1) threw first NFL TD pass, an 89-yarder to Dwight Stone . . . In Monday night game week 7 vs. New York Giants (10/14) came on for ailing Bobby Brister in middle of 3rd quarter with 20-0 deficit to tie game at 20-20. Completed 11 of 21 for 152 yards and 2 TDs, tying score with 50 seconds remaining before Giants won on FG with 4 seconds left . . . The following week vs. Seattle (10/20) made first of 8 straight starts, completing 14 of 22 (63.6%) for 184 yards with 57-yard TD pass to Stone . . . Got first win as starter with best outing week 11 at Cincinnati (11/10) in 33-27 overtime win. Threw for 309 yards and 3 TDs with 24-of-39 performance (61.5%), hitting TE Eric Green with 26-yard TD pass 6:32 into overtime for victory . . . The next week was 23 of 36 (63.9%) for 289 yards with 2 TDs and one Int. vs. eventual Super Bowl champion Washington (11/17) . . . Gained 2nd win as starter vs. Houston (11/24) despite season-low 41.1% completion rate (12/29) for 155 yards . . . Struggled in last 2 starts at Dallas (11/28) and Houston (12/8), completing 33 of 66 for 355 yards with 0 TDs, 1 Int., and 10 sacks . . . **1990:** Spent season on roster as 3rd QB but was inactive for every game except at Denver (10/14), at San Francisco (10/21) and vs. Cleveland (12/23) . . . Was 70th player drafted overall and 5th QB, following Jeff George, Andre Ware, Tom Hodson, and Peter Tom Willis . . . First and highest-drafted Steelers QB since Brister was 67th player taken, also on 3rd round, in 1986.

COLLEGE: Completed career ranked 2nd to Boomer Esiason in school history with 387 completions on 658 attempts (58.8%) for 4,989 yards with 26 TDs, 21 Ints . . . As senior was 156 of 280 (55.9%) for 2,103 yards with

10 TDs and 4 Ints. to rank 5th in ACC passing efficiency . . . Took over as starter in junior year and completed 160 of 267 (59.9%) for 1,973 yards, 12 TDs, 11 Ints., ranking 4th in ACC passing efficiency . . . As sophomore made 3 starts and completed 64.0% . . . Graduated with degree in economics and has taken some graduate courses.

PERSONAL: Single . . . Lives in Pittsburgh . . . Attended Madison (N.J.) High in hometown . . . Is youngest of 9 children with 4 older brothers who played college football . . . Full name: Neil Kennedy O'Donnell.

O'DONNELL'S GAME-BY-GAME PASSING

1991							1992						
Opp.	Att.	Comp.	Yds.	Pct.	TD	Int.	Opp.	Att.	Comp.	Yds.	Pct.	TD	Int.
S.D.	4	1	89	25.0	1	1	at Hou.*	23	14	223	60.9	2	0
at Buff.			Did Not Play				N.Y.J.*	22	11	185	50.0	0	2
N.E.			Did Not Play				at S.D.*	24	17	215	70.8	2	1
at Phil.			Did Not Play				at G.B.*	41	16	224	39.0	0	0
at Ind.	1	1	5	100.0	0	0	at Clev.*	32	25	241	78.1	0	0
N.Y.G.	21	11	152	52.4	2	0	Cin.*	37	23	287	62.2	2	0
Sea.*	22	14	184	63.6	1	1	at K.C.*	22	13	114	59.1	1	0
at Clev.*	35	19	221	54.3	0	2	Hou.*	22	14	201	63.6	2	1
at Den.*	33	18	204	54.6	1	1	at Buff.*	24	15	159	62.5	2	0
at Cin.*	39	24	309	61.5	3	0	Det.*	31	17	182	54.8	1	1
Wash.*	36	23	289	63.9	2	1	Ind.	Inactive (hamstring)					
Hou.*	29	12	155	41.4	1	1	at Cin.*	18	10	149	55.6	0	1
at Dal.*	36	17	167	47.2	0	0	Sea.*	17	10	104	58.8	1	3
at Hou.*	30	16	188	53.3	0	1	at Chi.	Inactive (lower leg)					
Cin.			Did Not Play				Minn.	Inactive (lower leg)					
Clev.	0	0	0	0.0	0	0	Clev.	Inactive (lower leg)					
							Buff.*#	29	15	163	51.7	0	2

*Started

#Postseason

O'DONNELL'S NFL RECORD

Regular Season

PASSING	Att.	Comp.	Yds.	Pct.	LG	TD	Int.	Rtg.
1990 Pittsburgh AFC	0	0	0	0.0	0	0	0	—
1991 Pittsburgh AFC	286	156	1,963	54.5	89	11	7	78.8
1992 Pittsburgh AFC	313	185	2,283	59.1**	51	13	9	83.6
NFL Totals—3 years	599	341	4,246	56.9**	89	24	16	81.1**

QB Sacks: '90—0-0; '91—30-214; '92—27-208.

Career Totals: 57-422.

RUSHING	Att.	Yds.	Avg.	LG	TD	Record as Starter
1990 Pittsburgh AFC	0	0	0.0	0	0	1990 (0)
1991 Pittsburgh AFC	18	82	4.6	22	1	1991 (8)
1992 Pittsburgh AFC	27	5	0.2	9	1	1992 (12)
NFL Totals—3 years	45	87	1.9	22	2	Totals

Post Season

PASSING	Att.	Comp.	Yds.	Pct.	LG	TD	Int.	Rtg.
1992 Pittsburgh AFC	29	15	163	51.7	24	0	2	39.8

QB Sacks: '92—7-52.

RUSHING	Att.	Yds.	Avg.	LG	TD	Record as Starter
1992 Pittsburgh AFC	4	26	6.5	17	0	1992 (1)

O'DONNELL'S SINGLE GAME CAREER HIGHS

Regular Season

Pass Attempts—41 (9-27-92 vs. Green Bay)
Completions—25 (10-11-92 vs. Cleveland)
Yards Passing—309 (11-10-91 vs. Cincinnati)
Completion Percentage—78.1% (25/32, 10-11-92 vs. Cleveland)
Longest Completion—89 (9-1-91 vs. Stone vs. San Diego)
TD Passes—3 (11-10-91 vs. Cincinnati)
Interceptions—3 (12-6-92 vs. Seattle)
Times Sacked—7 (12-8-91 vs. Houston)
Rushing Attempts—5 (10-25-92 vs. Kansas City)
Yards Rushing—37 (11-3-91 vs. Denver)
Longest Run—22 (11-3-91 vs. Denver)
TDs Rushing—1 (10-27-91 vs. Cleveland, 9-20-92 vs. San Diego)

Post Season

Pass Attempts—29 (1-9-93 vs. Buffalo)
Completions—15 (1-9-93 vs. Buffalo)
Yard Passing—163 (1-9-93 vs. Buffalo)
Completion Percentage—51.7% (15/29 vs. Buffalo)
Longest Completion—24 (1-9-93 vs. Buffalo)
TD Passes—0
Interceptions—2 (1-9-93 vs. Buffalo)

Times Sacked—7 (1-9-93 vs. Buffalo)
Rushing Attempts—4 (1-9-93 vs. Buffalo)
Yards Rushing—26 (1-9-93 vs. Buffalo)
Longest Run—17 (1-9-93 vs. Buffalo)
TDs Rushing—0

*Team Record



JERRY OLSAVSKY—LB

55

(Pronounced ol-SAV-skee)

HEIGHT—6-1

WEIGHT—221

COLLEGE—Pittsburgh

BIRTHDATE—March 29, 1967

BIRTHPLACE—Youngstown, Ohio

HOW ACQUIRED—Draft (10th in 1989)

NFL EXP.—5th Year

GAMES PLAYED-STARTED—'89 (16-8),

'90 (15-0), '91 (16-4), '92 (7-0)

CAREER TOTALS: 54-12

PRO: A tough athlete who has been productive since joining team as 10th-round draft choice. . . A leader on special teams, has also started 12 games at ILB. . . Had missed only one game in first 4 seasons before struggling through injury-plagued campaign last year. . . **1992:** Missed one game with broken hand, 8 with foot sprain. . . Finished with 3 tackles on defense, 5 on special teams with one forced fumble. . . Sat out opener at Houston (9/6) with broken right hand suffered in preseason game at Chicago; was inactive at San Diego (9/20) with sprained foot. . . Made 3 tackles on defense replacing Hardy Nickerson at Green Bay (9/27). . . Forced fumble on KO at Kansas City (10/25) before suffering sprained right foot in 4th quarter vs. Houston (11/1), going on injured reserve from Nov. 6 to Dec. 26. . . Activated to play in regular season finale vs. Cleveland (12/27) and in playoffs vs. Buffalo (1/9). . . **1991:** Played in all 16 games, starting first 4 for David Little. . . Finished with 32 tackles on defense, was 2nd in special teams tackles with 13. . . Made 24 tackles in 4 starts with 7 vs. New England (9/15), 8 at Philadelphia (9/22). . . Made 8 of 13 special teams tackles in last 6 games with 3 solo stops vs. Washington (11/17). . . **1990:** Played in 15 games, ranking 3rd in special teams tackles with 8, adding 6 tackles on defense. . . Saw limited duty at ILB. . . Had best game vs. Cleveland (12/23) with 2 solo tackles on special teams, 2 forced fumbles, 4 solo tackles on defense. . . **1989:** Named to NFL all-rookie team after starting 8 games in first season. . . Played on special teams and as backup to Nickerson in first 8 games. . . Started last 8 games after Nickerson suffered fractured leg, finishing with career-best 41 tackles, one sack, one forced fumble, 8 special teams tackles. . . Made 35 tackles in starting role with 8 in first start at Denver (11/5). . . Led team with 10 solo stops the next week vs. Chicago (11/12), earning Oscar Mayer special teams player of week honors. . . Got first NFL sack and forced fumble vs. Houston (12/3). . . In playoffs blocked punt at Houston (12/31) to set up TD. . . Was 259th player drafted overall.

COLLEGE: Named first team Kodak All-America, first team All-East, All-ECAC as senior after making 129 tackles to become school's first player since 1976 to have 3 100-tackle seasons. . . Team tackle leader 2 of last 3 years, made 101 tackles as junior despite missing 3 games with sprained knee; team-high 127 tackles as sophomore. . . Graduated in 1990 with degree in information science.

PERSONAL: Single. . . Lives in Pittsburgh. . . Attended Chaney High in native Youngstown, Ohio, where he was 2-time all-city selection. . . Active in community with Easter Seals, Special Olympics, Partnerships in Education, Multiple Sclerosis and Blue Cross Caring Program. . . Full name: Jerome Donald Olsavsky.

OLSAVSKY'S NFL RECORD

Regular Season

TACKLES	Solo	Asst.	Total	Sp.T.	Sacks	FF	FR
1989 Pittsburgh AFC	37	4	41	8	1	1	0
1990 Pittsburgh AFC	6	0	6	8	0	2	0
1991 Pittsburgh AFC	25	7	32	13	0	0	0
1992 Pittsburgh AFC	1	2	3	5	0	1	0
NFL Totals—4 years	69	13	82	34	1	4	0

Post Season

TACKLES	Solo	Asst.	Total	Sp.T.	Sacks	FF	FR
1989 Pittsburgh AFC	0	0	0	0	0	0	0
1992 Pittsburgh AFC	0	0	0	0	0	0	0
NFL Totals—4 years	0	0	0	0	0	0	0

Additional Statistics: Blocked one punt in playoffs in 1989.



DARREN PERRY—FS

39

HEIGHT—5-11

WEIGHT—194

COLLEGE—Penn State

BIRTHDATE—December 29, 1968

BIRTHPLACE—Chesapeake, Virginia

HOW ACQUIRED—Draft (8th in 1992)

NFL EXPERIENCE—2nd Year

GAMES PLAYED-STARTED—'92 (16-16)

PRO: Unanimous choice as team's 1992 rookie of the year who led team with 6 interceptions and started all 16 games. . . . An intelligent and physical defender, responded beyond expectations after being thrust into starting lineup in preseason. . . . **1992:** Cracked starting lineup for 2nd preseason game after season-ending knee injury to Gary Jones. . . . Started every game and finished with 61 tackles (43 solo), 11 passes defended, one fumble recovered. . . . Also made 2 tackles on special teams. . . . Six interceptions tied for 5th in AFC and were most by any Steeler since 1984. . . . Fell one shy of team interception record for a rookie. . . . Started with interception in each of first 2 games at Houston (9/6) and vs. N.Y. Jets (9/13) in addition to 8 total tackles. . . . Made 3rd theft at Kansas City (10/25) before getting 4th vs. Detroit (11/15). . . . Had 2 interceptions the next week vs. Indianapolis (11/22) in addition to season-high 10 tackles (8 solo). . . . Recovered fumble vs. Minnesota (12/20) along with 5 tackles. . . . Was 203rd player drafted overall.

COLLEGE: Completed career tied for 2nd in school history with 15 interceptions and set school records for career interception return yards (299) and TDs on returns (3). . . . Began career as QB, moving to DB in first year to play "hero" (SS) position. . . . As senior, led team with 6 interceptions with 2 TDs tying school record to earn Football Writers All-America honors. . . . Made career-high 7 thefts as junior, tying for 3rd in nation with .64 Ints./game avg., with total being school's best since Pete Harris' 10 in 1978. . . . Made 6 starts as sophomore and had 37 tackles, 1 interception. . . . As freshman, made 3 starts at LCB. . . . Graduated in 1992 with degree in business administration/management.

PERSONAL: Married (Errika) with daughter Danielle (10/26/92). . . . Lives in Chesapeake, Va. . . . Named all-district and 2nd-team all-state QB for Deep Creek (Va.) High. . . . Threw for 2,790 yards and 23 TDs in career, rushing for 1,167 and 14 TDs. . . . Was captain for football, basketball and tennis teams. . . . Wife Errika earned degree in business logistics from Penn State. . . . Full name: Darren Perry.

PERRY'S NFL RECORD

		Regular Season						
INTERCEPTIONS		No.	Yds.	Avg.	LG	TD		
1992 Pittsburgh AFC		6*	69	11.5	34	0		
TACKLES		Solo	Asst.	Total	Sp.T.	Sacks	FF	FR
1992 Pittsburgh AFC		43	18	61	2	0	0	1
		Post Season						
INTERCEPTIONS		No.	Yds.	Avg.	LG	TD		
1992 Pittsburgh AFC		0	0	0.0	0	0		
TACKLES		Solo	Asst.	Total	Sp.T.	Sacks	FF	FR
1992 Pittsburgh AFC		2	1	3	0	0	0	0

PNC "GREAT PERFORMANCE AWARD"

Free safety Darren Perry, an eighth-round draft choice out of Penn State last year, was the recipient of the ninth annual "Joe Greene Great Performance Award," which is presented to the team's rookie of the year.

Perry started all 16 games as a rookie and led the team with six interceptions, which ranked second among all NFL rookies. His interception total was the most by any Steelers player since 1984 and fell one shy of the team record for rookies.

The "Great Performance Award," which is sponsored by PNC Bank, is presented at the Steelers' first preseason home game the following year. The recipient each year is selected by the Pittsburgh chapter of the Pro Football Writers of America. Past recipients are:

1984—WR Louis Lipps
1985—P Harry Newsome
1986—LB Anthony Henton
1987—CB Delton Hall

1988—RB Warren Williams
1989—SS Carnell Lake
1990—TE Eric Green
1991—TE Adrian Cooper
1992—FS Darren Perry

PERRY'S SINGLE GAME CAREER HIGHS

Interceptions—2 (11-22-92 vs. Indianapolis)

Yards Interception Returns—34 (9-6-92 vs. Houston)

Longest Interception Return—34 (9-6-92 vs. Houston)

*Team leader

MARK ROYALS—P

3

HEIGHT—6-5

WEIGHT—212

COLLEGE—Appalachian State

BIRTHDATE—June 22, 1964

BIRTHPLACE—Hampton, Virginia

HOW ACQUIRED—Plan B Free Agent (1992)

NFL EXP.—4th Year

GAMES PLAYED-STARTED—'87 (2-0),

'90 (16-0), '91 (16-0), '92 (16-0)

CAREER TOTALS: 50-0

STEELERS TOTALS: 16-0

PRO: A consistent and reliable player who joined team as Plan B free agent a year ago following 2 seasons with Tampa Bay Buccaneers . . . Averaged 40.3 yards per punt in each of first 2 seasons, improving to 42.7-yard avg. last year . . . Doubles as holder for placekicks . . . Began NFL career in 1986 as free agent with Dallas Cowboys and spent time in several training camps before landing job with Tampa Bay in 1990 . . . **1992:** Ranked 5th in AFC and 12th in NFL with 42.7-yard gross avg. . . Net avg. of 35.6 ranked 10th in AFC, inside 20:TB ratio of 22:9 tied for 7th in conference. . . Had 14 punts of 50+ yards, gross avg. of 40.0+ yards in 11 games, net avg. of 40.0+ yards in 4 . . . Booted 2 51-yard punts in opener at Houston (9/6) for 51.0 gross, 40.0 net avg. . . Posted 48.0-yard gross avg. and 40.0-yard net at Buffalo (11/8) on 5 punts . . . Had season-high 6 punts at San Diego (9/20), vs. Detroit (11/15) and vs. Minnesota (12/20) . . . In playoff game vs. Buffalo (1/9) punted 3 times for 37.3-yard avg. with 2 inside 20, 1 TB . . . **1991:** Averaged 40.3 yards on 84 punts for Tampa Bay with 22 kicks inside 20, which broke team record and tied for 5th in NFL . . . Had net avg. of 32.3 . . . Had season-high 46.8-yard average on 6 punts at New Orleans (10/20), 44.6-yard average on 5 kicks including 52-yarder vs. Chicago (9/8) . . . Had 3 punts inside 20 vs. Detroit (11/10) . . . **1990:** Punted 72 times for a 40.3-yard avg. in first year with Tampa Bay after beating out P Chris Mohr in preseason . . . Had 34.0 net avg., 8 punts inside 20, 5 TBs . . . Broke team record with 16 punts fair caught . . . Twice named Buccaneers' special teams player of game with 46.0-yard average on 6 punts vs. New Orleans (11/11) and 51.7-yard avg. including career-best 62-yarder on 3 punts vs. Dallas (10/21) . . . **1989:** Signed free agent contract with Miami Dolphins, was waived Aug. 28 . . . **1988:** Signed as free agent with St. Louis Cardinals, was waived July 27 . . . **1987:** Punted in one game each for St. Louis Cardinals (9/30-10/7) and Philadelphia Eagles (10/14-11/7) as strike replacement player . . . For St. Louis punted at Washington (10/4) with 6 punts for 222 yards (37.0), 2 inside 20, and 4 punts returned for 119 yards . . . For Philadelphia punted vs. Green Bay (10/18) with 5 punts for 209 yards (41.8) with a best of 48 yards, 2 FC, one TB, one inside 20, and one return for 8 yards . . . **1986:** Signed as undrafted free agent rookie with Dallas Cowboys, was waived Aug. 8.

COLLEGE: Completed career owning 6 school records: Most single game punting yards (512), single season punting yards (3,529) career punting yards (9,670), single game punts (13), single season punts (85), and career punts (231) . . . Was P for last 3 years, posting 42.0-yard avg. . . As senior was 4th in NCAA Division I-AA with 41.5-yard avg. . . Named first team All-Southern Conference in 1983, 2nd team in 1984-85, and honorable mention I-AA All-America in 1984-85 . . . Transferred in 1983 from Chowan (N.C.) Junior College . . . Graduated with degree in political science.

PERSONAL: Single . . . Lives in Tampa, Fla. . . Attended Mathews (Va.) High, receiving all-district honors in football and baseball . . . In offseason did internship with WTSP-TV in Tampa in addition to completing Dale Carnegie course . . . Active with United Way, Toys for Tots, Big Brothers, and speaking in schools in Tampa area . . . Full name: Mark Alan Royals.

ROYALS' NFL RECORD

	Regular Season				Net				In			
	Gross				Avg.				TB 20 LG BI			
PUNTING	No.	Yds.	Avg.	Ret.	-Yds	FC	Net	TB	20	LG	BI	
1987 Phila./St.L. NFC	11	431	39.2	5-	127	2	25.8	1	3	48	0	
1990 Tampa Bay NFC	72	2,902	40.3	39-	352	16	34.0	5	8	62	0	
1991 Tampa Bay NFC	84	3,389	40.3	49-	557	11	32.3	6	22	56	0	
1992 Pittsburgh AFC	73	3,119	42.7	39-	308	7	35.6	9	22	58	1	
NFL Totals—3 years	240	9,841	41.0	132-	1344	36	33.7	21	55	62	1	

PUNTING	Post Season				Net				In			
	No.	Yds.	Avg.	Ret.-Yds	FC Avg.	TB	20	LG	BI			
1992 Pittsburgh AFC	3	112	37.3		1-0	1	30.7	1	2	44	0	



LEON SEARCY—OT

72

(Pronounced SEER-see)

HEIGHT—6-3

WEIGHT—304

COLLEGE—Miami (Fla.)

BIRTHDATE—December 21, 1969

BIRTHPLACE—Washington, D.C.

HOW ACQUIRED—Draft (1st in 1992)

NFL EXP.—2nd Year

GAMES PLAYED-STARTED—'92 (15-0)

PRO: An excellent prospect who will have opportunity to win starting job in 2nd season . . . Has exceptional combination of size, strength, quickness, and mobility . . . A versatile player, has college experience at LT and RT . . . Equally effective as pass blocker and run blocker . . . **1992:** Played in 15 games, primarily on FG and PAT units, after reporting to camp Aug. 3 . . . Was inactive week 2 vs. N.Y. Jets (9/13) in only game not played . . . Was 11th player drafted overall, 3rd OL behind OTs Bob Whitfield and Ray Roberts.

COLLEGE: Started last 35 games of career . . . As senior quick OT (LT) was first team All-America by Football Writers and unanimous All-Big East despite wearing cast for first 4 games due to broken thumb . . . As junior strong OT (RT) blocked for offense that ranked 5th in nation and set school records with 482.9 yards/game . . . Started as sophomore at strong OT . . . Graduated in May, 1992 with degree in sociology.

PERSONAL: Single . . . Lives in Miami, Fla. . . Attended Maynard Evans High in Orlando, Fla., but did not play football until senior year . . . Earned all-county, all-conference and 2nd team All-Central Florida honors . . . Placed 4th in district in shot put and discus . . . Grew up in Washington, D.C. area before moving to Orlando at age 14 . . . Wears size 17-EEE shoes . . . Full name: Leon Searcy, Jr.



RICHARD SHELTON—CB

24

HEIGHT—5-10

WEIGHT—202

COLLEGE—Liberty

BIRTHDATE—January 2, 1966

BIRTHPLACE—Marietta, Georgia

HOW ACQUIRED—Veteran Free Agent (1991)

NFL EXP.—4th Year

GAMES PLAYED-STARTED—'89 (3-0),

'90 (2-0), '91 (14-2), '92 (16-3)

CAREER TOTALS: 35-5

STEELERS TOTALS: 32-5

PRO: Experienced defender who contributes in dime defense and on special teams . . . Began career as 11th-round draft choice of Denver Broncos in 1989 . . . Is in 2nd stint with Steelers including 2-game stretch in 1990 before being re-signed the next year . . . Also gained experience in 1991 World League season . . . Was college teammate with Eric Green . . . **1992:** Played in all 16 games with 3 starts in dime defense, finishing with 27 tackles, 2 forced fumbles, 2 fumbles recovered . . . Started opener at Houston (9/6) for injured D.J. Johnson as well as in dime at Buffalo (11/8). vs. Indianapolis (11/15) . . . Had 10 tackles vs. Bills, forced and recovered fumble on kickoff vs. Cleveland (12/27) to set up FG for 17-3 halftime lead . . . In playoffs vs. Buffalo (1/9) made 8 tackles, one pass defended, one special teams tackle . . . **1991:** Played in spring for WL's Montreal Machine, earning 2nd team All-WL honors as both CB and KR after scoring 4 TDs . . . Led team with 3 interceptions, returning one 63 yards for TD, ranked 3rd in WL on PRs with 9.1-yard avg. including 67-yard TD, had a 90-yard TD on KOR, returned a fumble for a TD and added 28 tackles on defense . . . Signed with Steelers June 18 and tied for 2nd on team with 3 interceptions, all in one game, made 28 tackles, 9 passes defended, one forced fumble . . . Started both games vs. Houston (11/24, 12/8) in dime defense . . . Had best game in finale vs. Cleveland (12/22) with 7 tackles, one forced fumble and 3 interceptions, the 2nd returned 57 yards for first NFL TD, to earn AFC defensive player of week honors . . . Marked first 3-interception game by a Steeler since Donnie Shell on 11-22-81 vs. Cleveland . . . **1990:** Signed with Steelers as free agent March 19 and played in 2 of first 3 games before being waived Sept. 24 to make room for Eric Green . . . Started vs. Houston (9/16) and played at L.A. Raiders (9/23), making 4 tackles on defense . . . **1989:** Drafted on 11th round by Denver

played in 3 games before being waived Oct. 25 . . . Made 2 tackles on special teams . . . Signed with Seattle Seahawks' developmental squad Nov. 1 for remainder of season . . . Was 292nd player drafted overall.

COLLEGE: A 2-year starter at CB, made 136 tackles, 12 interceptions in career . . . Named team's outstanding DB each of last 3 years . . . As senior had 4 interceptions, 60 tackles . . . Ranked 4th in nation on PRs as junior with 14.1 avg., adding 6 thefts . . . Had 90-yard KOR and 84-yard PR for TDs as sophomore . . . Graduated in 1989 with B.S. in psychology.

PERSONAL: Married (Diana) with sons Lee (13), Rashad (4) and Richard, Jr. (3/12/93) . . . Lives in Jacksonville, Fla. . . . Attended Marietta (Ga.) High, earning 2 letters each in football and basketball . . . In offseason is studying towards master's degree in psychology . . . Also began own Amway distributorship . . . Full name: Richard Eddie Shelton.

SHELTON'S NFL RECORD

INTERCEPTIONS	Regular Season				
	No.	Yds.	Avg.	LG	TD
1989 Denver AFC	0	0	0.0	0	0
1990 Pittsburgh AFC	0	0	0.0	0	0
1991 Pittsburgh AFC	3	57	19.0	57t	1
1992 Pittsburgh AFC	0	15	—	15	0
NFL Totals—4 years	3	72	24.0	57t	1

TACKLES	Solo	Asst.	Total	Sp.T.	Sacks	FF	FR
1989 Denver AFC	0	0	0	2	0	0	0
1990 Pittsburgh AFC	4	0	4	0	0	0	0
1991 Pittsburgh AFC	26	2	28	3	0	1	0
1992 Pittsburgh AFC	21	6	27	4	0	2	2
NFL Totals—4 years	51	8	59	9	0	3	2

TACKLES	Post Season						
	Solo	Asst.	Total	Sp.T.	Sacks	FF	FR
1992 Pittsburgh AFC	6	2	8	1	0	0	0

SHELTON'S SINGLE GAME CAREER HIGHS

Regular Season

Interceptions—3 (12-22-91 vs. Cleveland)
Yards Returned—57 (12-22-91 vs. Cleveland)
Longest Return—57t (12-22-91 vs. Cleveland)
TDs on return—1 (12-22-91 vs. Cleveland)



STAN SMAGALA—S

40

HEIGHT—5-10
WEIGHT—180
COLLEGE—Notre Dame
BIRTHDATE—April 6, 1968
BIRTHPLACE—Chicago, Illinois
HOW ACQUIRED—Plan B Free Agent (1992)
NFL EXP.—4th Year
GAMES PLAYED-STARTED—'90 (3-0), '91 (8-0), '92 (1R)
CAREER TOTALS: 11-0

PRO: Young veteran player expected to provide depth in secondary and contribute on special teams . . . Signed April 1, 1992 as Plan B free agent from Dallas Cowboys . . . Began career as 5th-round draft choice of Los Angeles Raiders acquired by Cowboys . . . **1992:** Spent entire season on injured reserve and practice squad after suffering knee injury in preseason game at New Orleans (8/17) . . . Placed on injured reserve Sept. 1 . . . **1991:** Waived by Dallas Aug. 26, re-signed Oct. 17 to play in 8 of last 9 games . . . Finished with 8 tackles on special teams while also backing up at FS . . . Missed final game vs. Atlanta (12/22) with sprained right knee . . . **1990:** Played in first 3 games, making 2 tackles on defense, 2 on special teams . . . Suffered fractured left arm making tackle on KO vs. Washington (9/23) and spent remainder of season on injured reserve . . . Began as CB, moving to S in first year . . . Drafted by L.A. Raiders on 5th round, then traded to Dallas for 6th, 8th, 9th, 10th and 11th-round choices . . . Was 122nd player drafted overall.

COLLEGE: A 3-year starter, made 128 tackles, 2 interceptions in career . . . As senior scored TD on 64-yard interception return . . . Graduated in 1992 through NFL Continuing Education Program with degree in business management.

PERSONAL: Single . . . Lives in Burbank, Ill., where he attended St. Laurence High . . . Named all-city as TB, rushing for 900 yards on 140 carries . . . Also lettered in wrestling and track . . . Full name: Stanley Adam Smagala.

SMAGALA'S NFL RECORD

TACKLES	Regular Season				Sacks	FF	FR
	Solo	Asst.	Total	Sp.T.			
1990 Dallas NFC	0	2	2	2	0	0	0
1991 Dallas NFC	0	0	0	8	0	0	0
NFL Totals—2 years	0	2	2	10	0	0	0



ARIEL SOLOMON—C/G

69

HEIGHT—6-5

WEIGHT—288

COLLEGE—Colorado

BIRTHDATE—July 16, 1968

BIRTHPLACE—Brooklyn, New York

HOW ACQUIRED—Draft (10th in 1991)

NFL EXP.—3rd Year

GAMES PLAYED-STARTED—'91 (5-2), '92 (4-0)

CAREER TOTALS: 9-2

PRO: A very versatile lineman who has played G and OT and is also backup C. . . Has been limited to just 9 games in first 2 NFL seasons, but is expected to move into more regular backup duty. . . **1992:** Saw action in just 4 games and spent 6 weeks on injured reserve with knee sprain. . . Played sparingly in opener at Houston (9/6) before seeing action at LT in game 2 vs. N.Y. Jets (9/13), but suffered sprained left knee in 2nd quarter. . . Went on injured reserve from Sept. 15 to Nov. 3. . . Played most of 4th quarter at C vs. Indianapolis (11/15) after injury to Dermontti Dawson. . . Did not see game action again until regular season finale vs. Cleveland (12/27). . . **1991:** Spent first 9 weeks on practice squad until being activated Oct. 31. . . Saw first NFL action vs. Houston (11/24) as backup. . . Started last 2 games at LG vs. Cincinnati (12/15) and Cleveland (12/22). . . Was 269th player drafted overall.

COLLEGE: Honorable mention All-Big Eight as senior in first year at LT, participating in more than 800 plays which was more than any teammate. . . Played in 8 games as backup junior. . . Twice named to school's "Academic Starters" team. . . Spent first 2 seasons as DL. . . Graduated with degree in economics in May, 1991.

PERSONAL: Married (Kristen). . . Lives in Pittsburgh. . . Attended Boulder (Colo.) High, where he received all-state, all-league, and all-county honors as DT and OT. . . As C on basketball team averaged 10 points, 15 rebounds. . . In offseason worked for USAir in district sales office. . . Active in community with The Caring Program, Cancer Caring Center, Project Bundle-Up and B'nai B'rith. . . Full name: Ariel Mace Solomon.



JOEL STEED—NT

93

HEIGHT—6-2

WEIGHT—294

COLLEGE—Colorado

BIRTHDATE—February 17, 1969

BIRTHPLACE—Frankfurt, Germany

HOW ACQUIRED—Draft (3rd in 1992)

NFL EXP.—2nd Year

GAMES PLAYED-STARTED—'92 (11-4)

PRO: A bright prospect who is expected to solidify depth along defensive line. . . Extremely strong and effective. . . Gained experience as rookie last year, making 4 starts and playing in 11 games. . . **1992:** Started 4 games at midseason for injured Gerald Williams and finished with 8 tackles, 6 solo. . . Played in first 5 games before making first NFL start on Monday night vs. Cincinnati (10/19). . . Made season-high 3 solo stops at Kansas City (10/25), 2 total tackles at Buffalo (11/8) in last of 4 consecutive starts. . . Did not play in last 5 games. . . Was 67th player drafted overall, 13th among DL and 6th DT.

COLLEGE: A 3-year starter, finished career with 16.5 sacks. . . Named first team All-America and consensus first team All-Big Eight as senior despite missing spring drills and losing 30 lbs. due to virus. . . Also had to play 8 games wearing cast after breaking left wrist early in season, but made 66 tackles, 7 sacks. . . As junior had 7.5 sacks among 64 tackles to earn first team All-Big Eight honors. . . As sophomore made 48 tackles with 2 sacks in first year as starter. . . Graduated in 1992 with degree in sociology.

PERSONAL: Married (DeAngela). . . Lives in Denver, Colo. . . Was 2-time all-league selection for Hinkley High in Aurora, Colo. . . Named team's defensive MVP and first team all-state as senior with 8 sacks. . . Also lettered in track and lacrosse. . . Wife DeAngela is attending law school at Duquesne. . . Full name: Joel Edward Steed.

STEED'S NFL RECORD

TACKLES	Regular Season			Sp.T.	Sacks	FF	FR
	Solo	Asst.	Total				
1992 Pittsburgh AFC	6	2	8	0	0	0	0
TACKLES	Post Season			Sp.T.	Sacks	FF	FR
	Solo	Asst.	Total				
1992 Pittsburgh AFC	0	0	0	0	0	0	0



DWIGHT STONE—WR/RB

20

HEIGHT—6-0

WEIGHT—194

COLLEGE—Middle Tennessee State

BIRTHDATE—January 28, 1964

BIRTHPLACE—Floral, Alabama

HOW ACQUIRED—Rookie Free Agent (1987)

NFL EXP.—7th Year

GAMES PLAYED-STARTED—87 (14-0)

'88 (16-6), '89 (16-8), '90 (16-2), '91 (16-8)

'92 (15-13)

CAREER TOTALS: 93-37

PRO: An exceptional all-around athlete who is one of fastest players on team, timed at 4.25 for 40 yards . . . Has developed since moving from RB to WR in 1989 . . . Has missed just 2 games in 6-year career . . . Began career as undrafted free agent rookie in 1987 and has played in 92 games since, starting 37 including first 6 at RB, last 31 at WR . . . **1992:** Played in 15 games, missing one with injury for first time in career . . . Made career-high 34 receptions for 501 yards to rank 2nd on team, sharing lead with 3 TDs receiving . . . Was also 4th-leading rusher with 118 yards on 12 carries, adding 12 KORs for 219 yards . . . Posted career-high 177 all-purpose yards in opener at Houston (9/6) with 80 receiving, 26 rushing, 71 on KORs . . . Had 5 receptions for 69 yards at San Diego (9/20) including 6-yard TD catch, followed by 5 for 101 yards at Green Bay (9/27) in 2nd career 100-yard game . . . Scored 2 TDs for first time vs. Cincinnati (10/19) with season-high 6 catches for 58 yards in addition to 2 runs for 25 . . . Did not play at Buffalo (11/8) due to sprained knee and had no catches in following 2 games . . . Capped regular season with 5 receptions for 61 yards vs. Cleveland (12/27) . . . In playoffs vs. Buffalo (1/9) had one run for -4 yards, one reception for 9, 3 KORs for 65 . . . **1991:** Started 8 of 16 games played at WR, finishing with 32 receptions to rank 4th and career-high 5 TDs ranking 2nd . . . Added 6 KORs for 75 yards, 9 special teams tackles to rank 4th . . . Began with 4 catches for career-best 124 yards including 89-yard TD catch from Neil O'Donnell on opening day vs. San Diego (9/1) . . . Made first start vs. New England (9/15) . . . Over 9-game stretch weeks 6-14 caught 22 passes for 418 yards, 3 TDs . . . Made 57-yard TD grab vs. Seattle (10/20) . . . Scored TDs in consecutive games with 4 catches for 84 yards and 40-yard TD vs. Washington (11/17) followed by 2 for 48 with 43-yard TD vs. Houston (11/24) . . . Capped season with 3 receptions for 76 yards including 65-yard TD in finale vs. Cleveland (12/22) . . . **1990:** Started 2 games at WR while playing in all 16 . . . Starts came vs. Houston (9/16) and New England (12/9) . . . Made 19 receptions with at least one catch in all but 3 games . . . Had career best 90-yard catch & run at Denver (10/14) . . . Scored TD vs. L.A. Rams (10/29) . . . **1989:** Started first 8 games at WR, finishing with 7 receptions for 92 yards, 10 rushes for 53, 7 KORs for 24.7-yard avg . . . Led team with 11 special teams tackles . . . Had 73-yard KOR at Cleveland (10/15) to set up game-winning TD . . . Had runs off reverses of 32 yards vs. Chicago (11/12), 16 yards at New York Jets (12/10) . . . In postseason had 22-yard run at Houston (12/31), 3 receptions for 18 yards at Denver (1/7) . . . **1988:** As RB played in all 16 games, starting 6 and finishing with 40 carries for 127 yards, 11 receptions for 196, 29 KORs for 610 with 1 TD . . . Started first 4 games, rushing for 94 yards on 29 carries with 7 receptions . . . Scored first NFL TD on 72-yard catch & run from Bubby Brister at Washington (9/11) . . . Scored on 92-yard KOR at Houston (12/4) . . . **1987:** Only free agent rookie to make opening day roster . . . Played in 14 of 15 games, more than every Steeler except Mike Webster, missing only game 3 at Atlanta (10/4) which was first strike replacement game . . . Made 28 KORs for 568 yards, had 17 carries for 135 . . . Added 11 special teams tackles to rank 2nd on team . . . In final strike game vs. Indianapolis (10/18) rushed 9 times for 67 yards with career-best 51-yard TD run being team's longest to date since 1985.

COLLEGE: Named first team All-OVC after rushing for 1,026 yards on 219 carries with 13 TDs as senior . . . Scored 13 TDs each of last 2 years after transfer from Marion (Ala.) Military Institute . . . Played at Marion in 1983, 1984 . . . Graduated with degree in social work.

PERSONAL: Single . . . Lives in Pittsburgh . . . Attended Floral (Ala.) High . . . Extremely active in community with Blue Cross Caring Team as well as speaking to school and church groups . . . In offseason did internship with FBI . . . Full name: Dwight Stone.

STONE'S NFL RECORD

Regular Season

RECEIVING	No.	Yds.	Avg.	LG	TD
1987 Pittsburgh AFC	1	22	22.0	22	0
1988 Pittsburgh AFC	11	196	17.8	72t	1
1989 Pittsburgh AFC	7	92	13.1	16	0
1990 Pittsburgh AFC	19	332	17.5	90	1
1991 Pittsburgh AFC	32	649	20.3	89t	5
1992 Pittsburgh AFC	34	501	14.7	49	3
NFL Totals—6 years	104	1,792	17.2	90	10

RUSHING	Att.	Yds.	Avg.	LG	TD	Fum/Lost
1987 Pittsburgh AFC	17	135	7.9	51	0	0/0
1988 Pittsburgh AFC	40	127	3.2	11	0	5/3
1989 Pittsburgh AFC	10	53	5.3	32	0	2/2
1990 Pittsburgh AFC	2	-6	-3.0	10	0	1/0
1991 Pittsburgh AFC	1	2	2.0	2	0	0/0
1992 Pittsburgh AFC	12	118	9.8	30	0	0/0
NFL Totals—6 years	82	429	5.2	51	0	8/5

KICKOFF RETURNS	No.	Yds.	Avg.	LG	TD
1987 Pittsburgh AFC	28	568	20.3	34	0
1988 Pittsburgh AFC	29	610	21.0	92t	1
1989 Pittsburgh AFC	7	173	24.7	73	0
1990 Pittsburgh AFC	5	91	18.2	24	0
1991 Pittsburgh AFC	6	75	12.5	25	0
1992 Pittsburgh AFC	12	219	18.3	28	0
NFL Totals—6 years	87	1,736	20.0	92t	1

Additional Statistics: Made 11 special teams tackles in 1987, 5 in 1988, 11 in 1989, 9 in 1990, 9 in 1991.

Recovered 1 opponent fumble in 1987, 1 in 1990.

Post Season

RECEIVING	No.	Yds.	Avg.	LG	TD
1989 Pittsburgh AFC	3	18	6.0	11	0
1992 Pittsburgh AFC	1	9	9.0	9	0
NFL Totals—6 years	4	27	6.8	11	0

RUSHING	Att.	Yds.	Avg.	LG	TD	Fum/Lost
1989 Pittsburgh AFC	1	22	22.0	22	0	0/0
1992 Pittsburgh AFC	1	-4	-4.0	-4	0	0/0
NFL Totals—6 years	2	18	9.0	22	0	0/0

KICKOFF RETURNS	No.	Yds.	Avg.	LG	TD
1989 Pittsburgh AFC	1	14	14.0	14	0
1992 Pittsburgh AFC	3	65	21.7	26	0
NFL Totals—6 years	4	79	19.8	26	0

STONE'S SINGLE GAME CAREER HIGHS

Regular Season

Receptions—6 (10-19-92 vs. Cincinnati)
Yards Receiving—124 (9-1-91 vs. San Diego)
Longest Reception—90 (from Brister 10-14-90 vs. Denver)
TDs Receiving—2 (10-19-92 vs. Cincinnati)
Yards Rushing—67 (10-18-87 vs. Indianapolis)
Rushing Attempts—14 (9-18-88 vs. Cincinnati)
Longest Run—51 (10-18-87 vs. Indianapolis)
Kickoff Returns—5 (11-1-87 vs. Miami)
Yards Kickoff Returns—130 (12-4-88 vs. Houston)
Longest Kickoff Return—92t (12-4-88 vs. Houston)
TDs Kickoff Return—1 (12-4-88 vs. Houston)
Total Yards from Scrimmage—126 (9-18-88 vs. Cincinnati)
Total All-Purpose Yards—177 (9-6-92 vs. Houston)

Post Season

Receptions—3 (1-7-90 vs. Denver)
Yards Receiving—18 (1-7-90 vs. Denver)
Longest Reception—11 (from Brister 1-7-90 vs. Denver)
Yards Rushing—22 (12-31-89 vs. Houston)
Rushing Attempts—1 (12-31-89 vs. Houston, 1-9-93 vs. Buffalo)
Longest Run—22 (12-31-89 vs. Houston)

STONE'S 100-YARD GAMES

		Rec.	Yds.	Avg.	LG	TD
9-1-91	vs. San Diego	4	124	31.0	89t	1
9-27-92	at Green Bay	5	101	20.2	49	0



RICK STROM—QB

11

HEIGHT—6-2

WEIGHT—197

COLLEGE—Georgia Tech

BIRTHDATE—March 11, 1965

BIRTHPLACE—Pittsburgh, Pennsylvania

HOW ACQUIRED—1st Year Free Agent (1989)

NFL EXP.—5th Year

GAMES PLAYED—STARTED—'89 (3-0),

'90 (6-0), '91 (0-0), '92 (0-0)

CAREER TOTALS: 9-0

PRO: A good athlete who has served as backup QB for past 4 seasons. . . . Has excellent all-around skills but has played in just 9 games in NFL career.

. . . Did not see any game action in last 2 seasons. . . . A very intelligent player.

. . . **1992:** Waived Aug. 31 in final cuts but was re-signed Nov. 15 after injury to Neil O'Donnell. . . . Was in uniform as backup for 4 games vs. Indianapolis (11/22), at Chicago (12/13), vs. Minnesota (12/20) and vs. Cleveland (12/27).

. . . Was inactive at Cincinnati (11/29), vs. Seattle (12/6). . . . **1991:** Suffered

torn rib cartilage in pregame warmups prior to preseason opener vs. Washington (8/4) and did not play before being waived Aug. 26. . . . Regained health

and was re-signed Sept. 24. . . . Dressed but did not play in 3 games — vs. Seattle (10/20), at Cleveland (10/27) and at Denver (11/3)—when Bubby Brister was inactive with knee injury. . . . Was inactive for 9 other games.

. . . **1990:** Saw action in 6 games as backup to Brister. . . . Completed 14 of

21 passes for 162 yards, 1 Int. . . . Was 5 of 7 for 76 yards vs. Miami (9/30),

7 of 11 for 68 yards vs. San Diego (10/7). . . . Completed 2 of 3 for 18 yards

week 15 vs. Cleveland (12/23) but threw first Int. of NFL career. . . . **1989:**

Signed as free agent, was waived Sept. 4 and signed to developmental squad

Sept. 5. . . . Moved to active roster for remainder of season Oct. 13 after Brister

suffered sprained knee. . . . Did not play in first 6 games on active roster but

made brief relief appearances vs. Houston (12/3), at N.Y. Jets (12/10) and

vs. New England (12/17). . . . **1988:** Signed as free agent rookie, was waived

Aug. 23 without playing in preseason.

COLLEGE: A 2-year starter, completed 178 of 357 passes (49.9%) for 2,077

yards with 11 TDs, 16 Ints. . . . As senior was 83 of 163 (50.9%) for 1,066

yards, 6 TDs, 7 Ints. before missing last 5 games with fractured finger on

throwing hand. . . . Was 87 of 167 for 1,011 yards as junior. . . . Twice named

to Academic All-ACC team and played in Blue-Gray game. . . . Graduated

with degree in business management.

PERSONAL: Married (Karen) with daughter Mary Katherine (3/8/93). . . . Lives

in native Pittsburgh, where he attended Fox Chapel High. . . . Named to "Fab-

ulous 44" team in spite of missing senior season with broken leg. . . . At age 9

(1974) participated in Punt, Pass & Kick competition at Three Rivers Stadium.

. . . In offseason works as stockbroker for Prudential Securities. . . . Is active

in community with Blue Cross Caring Team, Mom's House, DARE and East

End Catholic Youth & Pro Athletes Ministry. . . . Wife Karen was graduated

Phi Beta Kappa from Georgia. . . . Full name: Richard James Strom.

STROM'S NFL RECORD

Regular Season

PASSING	Att.	Comp.	Yds.	Pct.	LG	TD	Int.	Rtg.
1989 Pittsburgh AFC	1	0	0	0.0	0	0	0	39.6
1990 Pittsburgh AFC	21	14	162	66.7	22	0	1	69.9
1991 Pittsburgh AFC	0	0	0	0.0	0	0	0	0.0
1992 Pittsburgh AFC	0	0	0	0.0	0	0	0	0.0
NFL Totals—4 years	22	14	162	63.6	22	0	1	67.0

QB Sacks: '89—0-0, '90—5-29, '91—0-0, '92—0-0.

RUSHING	Att.	Yds.	Avg.	LG	TD	Record as Starter
1989 Pittsburgh AFC	4	-3	-0.8	0	0	1989 (0) 0-0
1990 Pittsburgh AFC	4	10	2.5	10	0	1990 (0) 0-0
1991 Pittsburgh AFC	0	0	0.0	0	0	1991 (0) 0-0
1992 Pittsburgh AFC	0	0	0.0	0	0	1992 (0) 0-0
NFL Totals—4 years	8	7	0.9	10	0	Totals 0-0



JUSTIN STRZELCZYK—OT

73

(Pronounced STREL-zik)

HEIGHT—6-6

WEIGHT—291

COLLEGE—Maine

BIRTHDATE—August 18, 1968

BIRTHPLACE—Seneca, New York

HOW ACQUIRED—Draft (11th in 1990)

NFL EXP.—4th Year

GAMES PLAYED—STARTED—'90 (16-0), '91 (16-0), '92 (16-7)

CAREER TOTALS: 48-7

PRO: Promising young lineman who made first 7 starts of career last year . . . Had no previous experience on offensive line before being drafted on 11th round in 1990 . . . Has exceptional size and power and has shown dramatic improvement in first 3 NFL seasons . . . Has game experience at both OT positions and has not missed a game in 3-year career . . . **1992:** Played in all 16 games, starting 3 at LT, 4 at RT . . . Played briefly at LT in opener at Houston (9/6) before seeing extensive action at both LT and RT the next week vs. New York Jets (9/13) following injuries to Tunch Ilkin and John Jackson . . . Made first NFL start and played entire game at RT the next 2 weeks for injured Ilkin at San Diego (9/20) and Green Bay (9/27) . . . Made 3 straight starts at LT, playing first and 3rd quarters vs. Cincinnati (10/19) and at Kansas City (10/25), but vs. Houston (11/1) moved to RT in 2nd quarter for injured Ilkin . . . Started at RT the following week at Buffalo (11/8) for injured Ilkin and again vs. Seattle (12/6) . . . **1991:** Played in all 16 games, primarily on special teams but also saw duty in short yardage offense . . . **1990:** Saw action in all 16 games, primarily on special teams . . . Was 293rd player drafted overall, one of just 5 11th-round draft choices who made an opening day roster.

COLLEGE: Named first team All-Yankee Conference as senior DT with 37 tackles, 3 sacks . . . Played DT last 2 seasons after arriving as DB and moving to TE . . . As junior made 7 sacks among 45 tackles . . . Had 16 receptions as sophomore TE . . . Majored in human development.

PERSONAL: Married (Keana) on Feb. 11, 1993 . . . Lives in Pittsburgh . . . Named All-Western New York in football, all-conference in basketball for West Seneca High . . . Full name: Justin Conrad Strzelczyk.



JIM SZYMANSKI—DE

94

(pronounced sha-MAN-skee)

HEIGHT—6-5

WEIGHT—274

COLLEGE—Michigan State

BIRTHDATE—September 7, 1967

BIRTHPLACE—Warren, Michigan

HOW ACQUIRED—Veteran Free Agent (1993)

NFL EXPERIENCE—3rd Year

GAMES PLAYED—STARTED—'90 (6-6), '91 (1-0)

CAREER TOTALS: 7-6

PRO: Signed as veteran free agent on March 12 of this year . . . Was originally drafted on 10th round by Denver Broncos in 1990 . . . **1992:** Joined Kansas City as free agent Feb. 27, was waived prior to start of regular season . . . **1991:** Played in one game with Denver before being waived seven weeks into season . . . Made no tackles but had one pass defended . . . Was inactive for first 2 games, played week 3 vs. Seattle (9/15), did not play the following week and was inactive for 2 more before being waived . . . **1990:** As rookie started first 6 games at RDE before breaking leg vs. Steelers (10/14), spending remainder of season on injured reserve . . . Made 30 tackles in first 6 games . . . Was 259th player drafted overall.

COLLEGE: As senior started one of 10 games played, finishing with 15 tackles, 2 sacks . . . Missed entire junior year with lower leg injury suffered in spring drills . . . Made 12 tackles while playing in 7 games as sophomore after getting 23 tackles as redshirt freshman . . . Graduated with degree in business administration.

PERSONAL: Married (Michelle) . . . Lives in Holt, Mich. . . Was consensus all-state football selection for Stevenson High in Sterling Heights, Mich., making 25 sacks in last 2 seasons . . . Also threw discus and won state indoor shot put title . . . Was married to wife Michelle on Denver's Mile High Stadium field on Aug. 31, 1990 following preseason game vs. Phoenix Cardinals . . . Full name: James Paul Szymanski.

SZYMANSKI'S NFL RECORD

TACKLES	Regular Season						
	Solo	Asst.	Total	Sp.T.	Sacks	FF	FR
1990 Denver AFC	13	17	30	0	0	0	0
1991 Denver AFC	0	0	0	0	0	0	0
NFL Totals—2 years	13	17	30	0	0	0	0



YANCEY THIGPEN—WR

82

HEIGHT—6-1

WEIGHT—206

COLLEGE—Winston-Salem State

BIRTHDATE—August 15, 1969

BIRTHPLACE—Tarboro, North Carolina

HOW ACQUIRED—Veteran Free Agent (1992)

NFL EXPERIENCE—2nd Year

GAMES PLAYED-STARTED—'91 (4-1), '92 (12-0)

CAREER TOTALS: 16-1

STEELERS TOTALS: 12-0

PRO: Signed as veteran free agent Oct. 5, 1992 to bolster kick coverage units . . . A former 4th-round draft choice of San Diego Chargers . . . Excels on special teams . . . **1992:** Played in last 12 games after signing Oct. 5, finishing with 5 tackles on special teams, one reception, 2 KORs . . . Downed punt at 2-yard line vs. Cincinnati (10/19), got first NFL reception vs. Detroit (11/15) . . . Had 29-yard KOR vs. Cleveland (12/27) to set up 2nd-quarter TD drive . . . In playoffs vs. Buffalo (1/9) had FC on one PR and a 14-yard KOR . . . **1991:** Spent first 3 weeks on Chargers' practice squad before playing in game 4 . . . Returned to practice squad until being activated to play in final 3 games, making first NFL start in finale vs. Denver (12/22) . . . Was 90th player drafted overall

COLLEGE: Made 85 receptions for 1,818 yards, 21 TDs . . . As senior had 44 catches and 14 TDs to earn first team all-conference honors . . . Majored in sports management

PERSONAL: Single . . . Lives in Rocky Mount, N.C. . . . Attended Southwest Edgecombe High in Pinelops, N.C. . . . Named all-conference as WR in addition to lettering in basketball and track . . . Comes from family of 6 children . . . Grew up as fan of Steelers and Lynn Swann . . . Full name: Yancey Dirk Thigpen

THIGPEN'S NFL RECORD

Regular Season

RECEIVING	No.	Yds.	Avg.	LG	TD
1992 Pittsburgh AFC	1	2	2.0	2	0

KICKOFF RETURNS	No.	Yds.	Avg.	LG	TD
1992 Pittsburgh AFC	2	44	22.0	29	0

Additional Statistics: 1 special teams tackle in 1991, 5 in 1992.

Post Season

RECEIVING	No.	Yds.	Avg.	LG	TD
1992 Pittsburgh AFC	0	0	0.0	0	0

KICKOFF RETURNS	No.	Yds.	Avg.	LG	TD
1992 Pittsburgh AFC	1	14	14.0	14	0

Punt Returns	No.	FC	Yds.	Avg.	LG	TD
1992 Pittsburgh AFC	0	1	0	0.0	0	0



LEROY THOMPSON—RB

34

HEIGHT—5-11

WEIGHT—216

COLLEGE—Penn State

BIRTHDATE—February 3, 1968

BIRTHPLACE—Knoxville, Tennessee

HOW ACQUIRED—Draft (6th in 1991)

NFL EXP.—3rd Year

GAMES PLAYED-STARTED—'91 (13-0), '92 (15-2)

CAREER TOTALS: 28-2

PRO: An excellent all-around RB whose role should expand in 3rd season . . . A balanced player with ability as runner, receiver and blocker . . . Provides versatility in backfield . . . Has gained 217 yards on 55 carries in career, adding 36 receptions for 396 yards . . . **1992:** Ranked 2nd on team with 157 rushing yards on 35 carries (4.5), one TD, and made 22 receptions for 278 yards . . . Played in 15 games, starting at Cleveland (10/11) and Kansas City (10/25) . . . Did not play in opener due to hamstring injury and had only 2 carries and 3 receptions in next 4 games . . . Ran 8 times for 33 yards and made season-high 4 receptions for 47 yards at Kansas City (10/25) in start for Barry Foster . . . Scored first NFL TD on 2-yard run vs. Indianapolis (11/15), finishing with 52 yards on 8 carries, 16 on 2 catches . . . Had 86 combined yards vs. Minnesota (12/20) with 30 rushing, career-high 56 receiving . . . Ran one time for 3 yards in playoffs vs. Buffalo (1/9) . . . **1991:** Played in 13 games, missing 3 after suffering hamstring injury on opening day . . . Fin-

ished with 60 yards on 20 carries, 14 receptions for 118 yards . . . Had 2 catches each vs. Seattle (10/20), at Cincinnati (11/10) and vs. Washington (11/24) . . . Had season-high 90 combined yards at Houston (12/8) with 6 receptions for 67 yards, 10 carries for 23 . . . Had at least one rushing attempt in 8 games, at least one catch in 6 . . . Was 19th RB and 158th player drafted overall.

COLLEGE: Ranked 19th in school history with 1,215 rushing yards . . . As senior led team with 152 carries for 573 yards, 8 TDs, and added 20 receptions for 245 yards despite missing 2 games . . . Was starting FB from 4th game of junior year, finishing with 54 runs for 184 yards, one TD, 9 catches for 106 yards . . . As sophomore rushed for 401 yards with just 2 starts . . . Graduated in 1991 with degree in speech communications, minor in business, and 3.2 GPA.

PERSONAL: Married (Nikitia) on Feb. 13, 1993 . . . Lives in Knoxville, Tenn., where he attended Austin East High . . . Named All-America by Parade, USA Today, Coach, and Athlete & Scholastic Coach . . . A 2-time state player of year, all-state choice after rushing for 5,682 yards, gaining 1,531 receiving, making 41 interceptions and scoring 95 TDs . . . Teams were 50-5 over 4 seasons . . . Also named all-state and MVP in basketball . . . Full name: Ulys Leroy Thompson.

THOMPSON'S NFL RECORD

RUSHING	Regular Season					
	Att.	Yds.	Avg.	LG	TD	Fum/Lost
1991 Pittsburgh AFC	20	60	3.0	14	0	1/0
1992 Pittsburgh AFC	35	157	4.5	25	1	2/2
NFL Totals—2 years	55	217	3.9	25	1	3/2
RECEIVING	Regular Season					
	No.	Yds.	Avg.	LG	TD	Fum/Lost
1991 Pittsburgh AFC	14	118	8.4	32	0	0
1992 Pittsburgh AFC	22	278	12.6	29	0	0
NFL Totals—2 years	36	396	11.0	32	0	0
KICKOFF RETURNS	Regular Season					
	No.	Yds.	Avg.	LG	TD	Fum/Lost
1991 Pittsburgh AFC	1	8	8.0	8	0	0
1992 Pittsburgh AFC	2	51	25.5	33	0	0
NFL Totals—2 years	3	59	19.7	33	0	0

Additional Statistics: 2 special teams tackles in 1992

RUSHING	Post Season					
	Att.	Yds.	Avg.	LG	TD	Fum/Lost
1992 Pittsburgh AFC	1	3	3.0	3	0	0/0

THOMPSON'S SINGLE GAME CAREER HIGHS

Regular Season
Rushing Attempts—10 (12-8-91 vs. Houston)
Yards Rushing—52 (11-22-92 vs. Indianapolis)
Longest Run—25 (12-20-92 vs. Minnesota)
TDs Rushing—1 (11-22-92 vs. Indianapolis)
Receptions—6 (12-8-91 vs. Houston)
Yards Receiving—67 (12-8-91 vs. Houston)
Longest Reception—32 (from O'Donnell 12-8-91 vs. Houston)
Total Yards from Scrimmage—90 (12-8-91 vs. Houston)



MIKE TOMCZAK—QB

HEIGHT—6-1

WEIGHT—202

COLLEGE—Ohio State

BIRTHDATE—October 23, 1962

BIRTHPLACE—Chicago, Illinois

HOW ACQUIRED—Unrestricted Free Agent from Cleveland (1993)

NFL EXPERIENCE—9th Year

GAMES PLAYED-STARTED—'85 (6-0), '86 (13-7), '87 (12-6), '88 (14-5), '89 (16-11), '90 (16-2), '91 (12-7), '92 (12-8)

CAREER TOTALS: 101-46

18

PRO: Veteran signal-caller who joined Steelers as unrestricted free agent April 6 from Cleveland Browns . . . Steeler's 9th NFL season, spent first 6 years with Chicago Bears followed by one-year stints with Green Bay Packers and Browns . . . Is 27-19 as starter in regular season including 10-0 in first 10 starts . . . Began NFL career as undrafted rookie in 1985 with Bears and started 31 of 77 games played there from 1985-90, posting 21-10 record . . . Joined Packers as Plan B free agent March 30, 1991, starting 7 games and playing in 11 that season . . . Held out for most of 1992 training camp before being waived by Packers and signing as free agent with Browns on Sept. 15, 1992 following ankle injury to Bernie Kosar . . . **1992:** Started 8 of 12 games

played for Browns, with 4-4 mark as starter . . . Posted AFC-best average of 8.02 yards per pass attempt in addition to career-high 80.1 passer rating, completing 120 of 211 passes (56.9%) for 1,693 yards, 7 TDs, 7 Ints . . . Started games 4-11 with first vs. Denver (9/27) . . . Second start and first win with Browns came vs. Steelers (10/11), a 10-of-17 performance for 171 yards with 47-yard TD pass . . . Tossed 2 TD passes in 24-14 win at Houston (11/8) while completing 17 of 26 for 219 yards . . . The next week threw for career-high 322 yards vs. San Diego (11/15) on 18-of-32 outing with one TD, 2 Ints . . . Took over for 2nd half of regular season finale at Steelers (12/27) and threw for one TD, one Int. while completing 8 of 15 passes for 141 yards . . . **1991:** Was 2-5 as starter in only season with Packers . . . Posted 2nd career 300-yard game in first start as Packer with 23 completions on 38 attempts for 317 yards, 2 TDs vs. Buffalo (11/10) . . . Equalled career-high with 40 passes the next week vs. Minnesota (11/17), completing 20 including season-best 75-yarder . . . Set up TD with career-long 48-yard run vs. Indianapolis (11/24) . . . Threw 3 TD passes vs. Atlanta (12/1) . . . **1990:** Started last 2 regular season games and both in playoffs in last action with Bears . . . Threw for 2 TDs and ran for another for win vs. Tampa Bay (12/23) in first start . . . In postseason completed 12 of 25 for 166 yards, one TD vs. New Orleans (1/6/91) followed by 17-of-36 outing for 205 yards with one TD, 2 Ints. vs. N.Y. Giants (1/13/91) . . . **1989:** Began season as Bears' starting QB and directed wins in first 4 games . . . Posted career highs with 156 completions on 306 passes for 2,058 yards, 16 TDs, 16 Ints . . . Had first 300-yard game at Detroit (9/24), going 17 of 24 for 302 yards, 2 TDs, followed by 24-of-38 outing for 266 yards, 3 TDs vs. Philadelphia (10/2) . . . Threw for 3 TDs vs. Houston (10/15) including 79-yarder, adding 3 TD passes in under 3 minutes in relief vs. Tampa Bay (11/19) . . . **1988:** Made 5 starts and posted 75.4 passer rating . . . Started and won "Fog Bowl" playoff game vs. Philadelphia (12/31), completing 10 of 20 for 172 yards with 64-yard TD pass . . . **1987:** Started first 4 games and 3 others for injured Jim McMahon . . . Completed 97 of 178 for 1,220 yards with 5 TDs, 10 Ints . . . **1986:** Won all 7 games started . . . Completed career-long 85-yard pass at Atlanta (11/16) . . . **1985:** Signed with Bears as undrafted rookie and made team as 3rd QB . . . Played in 6 games with only 6 pass attempts . . . Played in 4th quarter of Bears' 46-10 Super Bowl XX win vs. New England (1/26/86).

COLLEGE: Finished career as school's 2nd-leading passer, completing 376 of 675 for 5,569 yards, 32 TDs . . . A 3-year starter, team went 9-3 each season . . . Was 145 of 244 for 1,952 yards as senior, leading team to Rose Bowl win after suffering broken leg previous spring . . . Graduated with degree in communications.

PERSONAL: Single . . . Lives in Glencoe, Ill. . . . Attended Thornton Fractional North High in native Calumet City, Ill., playing QB, FS and P and earning letters in football, basketball and track . . . Was coached in high school by father, Ron, who is now OL coach at St. Francis College in Joliet, Ill. . . . Serves on board of directors of Leukemia Society in Chicago . . . Full name: Michael John Tomczak.

TOMCZAK'S NFL RECORD

Regular Season

PASSING	Att.	Comp.	Yds.	Pct.	LG	TD	Int.	Rtg.
1985 Chicago NFC	6	2	33	33.3	24	0	0	52.8
1986 Chicago NFC	151	74	1105	49.0	85	2	10	50.2
1987 Chicago NFC	178	97	1220	54.5	56	5	10	62.0
1988 Chicago NFC	170	86	1310	50.6	76	7	6	75.4
1989 Chicago NFC	306*	156*	2058*	51.0	79	16*	16	68.2
1990 Chicago NFC	104	39	521	37.5	48	3	5	43.8
1991 Green Bay NFC	238*	128*	1490*	53.8	75	11*	9	72.6
1992 Cleveland AFC	211	120	1693	56.9	52	7	7	80.1
NFL Totals—8 years	1364	702	9430	51.5	85	51	63	67.0

QB Sacks: '85—0-0; '86—4-30; '87—8-31; '88—5-47; '89—6-58; '90—11-70; '91—13-105; '92—12-85.

Career Totals: 59-426.

RUSHING	Att.	Yds.	Avg.	LG	TD	Record as Starter
1985 Chicago NFC	2	3	1.5	3	0	1985 (0)
1986 Chicago NFC	23	117	5.1	16	3	1986 (7)
1987 Chicago NFC	18	54	3.0	10	1	1987 (6)
1988 Chicago NFC	13	40	3.1	17	1	1988 (5)
1989 Chicago NFC	24	71	3.0	18	1	1989 (11)
1990 Chicago NFC	12	41	3.4	14	2	1990 (2)
1991 Green Bay NFC	17	93	5.5	48	1	1991 (7)
1992 Cleveland AFC	24	39	1.6	16	0	1992 (8)
NFL Totals—8 years	133	458	3.5	48	9	Totals
						27-19

Additional Statistics: 1 reception for 5 yards in 1990.

PASSING	Post Season							Rtg.
	Att.	Comp.	Yds.	Pct.	LG	TD	Int.	
1985 Chicago NFC	0	0	0	0.0	0	0	0	—
1986 Chicago NFC	0	0	0	0.0	0	0	0	—
1987 Chicago NFC	0	0	0	0.0	0	0	0	—
1988 Chicago NFC	32	16	227	50.0	64t	1	3	44.5
1990 Chicago NFC	61	29	371	47.5	38	1	2	58.8
NFL Totals—8 years	93	45	598	48.4	64t	2	5	54.1
QB Sacks: '85—0-0; '86—0-0; '87—0-0; '88—0-0; '90—2-12								
Career Totals: 2-12								

RUSHING	Att.	Yds.	Avg.	LG	TD	Record as Starter	
1985 Chicago NFC	0	0	0.0	0	0	1985 (0)	0-0
1986 Chicago NFC	0	0	0.0	0	0	1986 (0)	0-0
1987 Chicago NFC	0	0	0.0	0	0	1987 (0)	0-0
1988 Chicago NFC	1	0	0.0	0	0	1988 (1)	1-0
1990 Chicago NFC	2	8	4.0	10	0	1990 (2)	1-1
NFL Totals—8 years	3	8	2.7	10	0	Totals	2-1

TOMCZAK'S SINGLE GAME CAREER HIGHS

Regular Season

Pass Attempts—40 (11-17-91 vs. Minnesota, 12-15-91 vs. Detroit)
Completions—24 (10-2-89 vs. Philadelphia)
Yards Passing—322 (11-15-92 vs. San Diego)
Completion Percentage—69.2% (18/26, 11-6-88 vs. Tampa Bay)
Longest Completion—85 (11-16-86 to Emery Moorehead vs. Atlanta)
TD Passes—3 (4 times, last time 12-1-91 vs. Atlanta)
Interceptions—4 (12-14-87 vs. San Francisco, 10-15-89 vs. Houston)
Times Sacked—3 (12-20-87 vs. Seattle)
Rushing Attempts—6 (11-16-86 vs. Atlanta)
Yards Rushing—48 (11-24-91 vs. Indianapolis)
Longest Run—48 (11-24-91 vs. Indianapolis)
TDs Rushing—1 (9 times, last time 11-24-91 vs. Indianapolis)

Post Season

Pass Attempts—36 (1-13-91 vs. New York Giants)
Completions—17 (1-13-91 vs. New York Giants)
Yards Passing—205 (1-13-91 vs. New York Giants)
Completion Percentage—50.0% (10/20 12-31-88 vs. Philadelphia)
TD Passes—1 (12-31-88 vs. Philadelphia, 1-13-91 vs. N.Y. Giants)
Interceptions—3 (12-31-88 vs. Philadelphia)
Rushing Attempts—2 (1-6-91 vs. New Orleans)
Yards Rushing—8 (1-6-91 vs. New Orleans)

*Team leader



DAVID VIAENE—OL

(pronounced vee-ANN)

HEIGHT—6-5

WEIGHT—300

COLLEGE—Minnesota-Duluth

BIRTHDATE—July 14, 1965

BIRTHPLACE—Appleton, Wisconsin

HOW ACQUIRED—Veteran Free Agent (1993)

NFL EXPERIENCE—5th Year

GAMES PLAYED-STARTED—'88 (1R), '89 (16-4), '90 (4-4), '91 (1R), '92 (1-0)

CAREER TOTALS: 21-8

71

PRO: Signed as veteran free agent March 17 of this year . . . A 5-year veteran of 3 NFL teams, began as 8th-round draft choice of Houston Oilers in 1988 . . . Also spent time with New England Patriots and Green Bay Packers . . . Of 8 career starts, 4 were at LT, 4 at RT . . . Can also play G . . . **1992:** Joined Green Bay as Plan B free agent, was waived Aug. 31 in final cuts . . . Re-signed Oct. 21 and played in one game vs. Chicago (10/25) before being waived Oct. 27 . . . **1991:** Spent season on New England's injured reserve list after undergoing knee surgery prior to preseason opener . . . **1990:** Started all 4 games played for Patriots after spending 10 of first 11 weeks on injured reserve with knee injury . . . Got first of 4 straight starts at RT vs. Steelers (12/9) . . . **1989:** Played in all 16 games for first time in career, starting 4 in first season with New England . . . Joined Patriots as Plan B free agent from Houston . . . Four starts came at LT for injured Danny Villa . . . **1988:** Spent season on injured reserve with Houston after suffering back injury in preseason game vs. Dallas (8/27) . . . Was 214th player drafted overall.

COLLEGE: A 4-year starter, played DT and C . . . Completed career with 159 tackles, 20 sacks . . . As senior started all 11 games at DT, making 57 tackles, 9 sacks, in addition to playing C in 3 games with one 2-way start, earning all-league honors . . . As junior made 30 tackles, 5 sacks . . . Sat out

1985 campaign following transfer from Wisconsin-Platteville . . . Placed 2nd in heavyweight division in NAIA wrestling championships . . . Named All-America wrestler as freshman and sophomore at Wisconsin-Platteville . . . Expected to graduate in 1994 with degree in physical education.

PERSONAL: Married (Kelly) with daughter Rebecca (8/22/90), son Benjamin (3/30/92) and daughter Amanda (5/7/93) . . . Lives in Hortonville, Wisc. . . . Attended Kaukauna (Wisc.) High . . . Was state champion heavyweight wrestler and toured Japan with all-star wrestling team . . . Has been active in community with Lions Clubs, Cerebral Palsy, Reading Is Fundamental and The United Way . . . Full name: David Ronald Viaene.



SAMMY WALKER—CB

23

HEIGHT—5-11

WEIGHT—203

COLLEGE—Texas Tech

BIRTHDATE—January 20, 1969

BIRTHPLACE—McKinney, Texas

HOW ACQUIRED—Draft (4th in 1991)

NFL EXP.—3rd Year

GAMES PLAYED-STARTED—'91 (2-0), '92 (16-4)

CAREER TOTALS: 18-4

PRO: Promising young defender who is expected to develop into solid all-around CB . . . Has played in 18 games in 2-year career including extensive action in dime defense . . . Has overcome vision impairment in right eye which resulted from high school accident . . . **1992:** Played in all 16 games, starting 4 in dime defense and finishing with 37 solo tackles, 8 passes defended, 2 forced fumbles, one fumble recovery and 4 special teams tackles . . . Started opener at Houston (9/6) and shared team lead with 8 solo tackles . . . Made 6 unassisted stops in rematch vs. Houston (11/1) in 2nd start, repeating performance the next week at Buffalo (11/8) . . . Made 4th start vs. Indianapolis (11/15) . . . Forced and recovered fumble vs. Cincinnati (10/19), also forcing fumble vs. Seattle (12/6) . . . In playoffs vs. Buffalo (1/9) played extensively for injured Rod Woodson and made 1 tackle . . . **1991:** Underwent arthroscopic surgery Aug. 19 after injuring left knee returning interception in preseason game at Philadelphia (8/17) . . . Spent 11 weeks on injured reserve before being activated Nov. 23 . . . Saw first NFL action vs. Houston (11/24) and made one tackle . . . Played in reserve at Houston (12/8) but was inactive for last 2 games . . . Was 88th player drafted overall, 16th among DBs, on choice from Denver through New England.

COLLEGE: Named first team All-SWC after making 60 tackles, 2 interceptions in 9 starts as senior . . . Earned first team All-SWC honors as junior with 67 tackles, 4 interceptions . . . Started 6 games at RCB as sophomore . . . In track was All-America as senior, anchoring 400-meter relay team and finishing 9th in NCAA 100-meter dash, 5th in SWC 100-meter finals (10.29) . . . Was also long jumper (24-10 1/2) for indoor track team . . . Placed 8th in long jump (24-8 1/2) at SWC outdoor meet as junior . . . Majored in sociology.

PERSONAL: Single . . . Lives in Pittsburgh . . . Named District 7-4A defensive player of year as senior for 15-1 McKinney (Tex.) High . . . Was all-district as TB and S, rushing for 792 yards, 12 TDs, on 92 carries and making 192 tackles . . . Was regional qualifier for hurdles and sprint relays as junior, long jump as senior . . . Has 14 brothers and sisters . . . Twin sister Tammy played basketball at Texas Tech . . . Full name: Sammy William Walker.

WALKER'S NFL RECORD

Regular Season

TACKLES	Solo	Asst.	Total	Sp.T.	Sacks	FF	FR
1991 Pittsburgh AFC	1	0	1	0	0	0	0
1992 Pittsburgh AFC	37	0	37	4	0	2	1
NFL Totals—2 years	38	0	38	4	0	2	1

Post Season

TACKLES	Solo	Asst.	Total	Sp.T.	Sacks	FF	FR
1992 Pittsburgh AFC	1	0	1	0	0	0	0



ELNARDO WEBSTER—LB

92

HEIGHT—6-2

WEIGHT—243

COLLEGE—Rutgers

BIRTHDATE—December 23, 1969

BIRTHPLACE—Gortiza, Italy

HOW ACQUIRED—Draft (9th in 1992)

NFL EXPERIENCE—2nd Year

GAMES PLAYED-STARTED—'92 (3-0)

PRO: Extremely bright prospect whose rookie season was ended after 3 games by knee injury . . . Until injury was productive special teamer and backup OLB . . . **1992:** Played in first 3 games, making 2 tackles on special teams before injuring left knee on punt at San Diego (9/20) . . . Went on injured reserve Sept. 22 for remainder of season and underwent reconstructive surgery Oct. 2 . . . Was 235th player drafted overall.

COLLEGE: Three-year starter at OLB who made 15 sacks among 261 tackles in college career . . . An intense and aggressive player . . . Made 8 sacks as senior to earn first team All-Big East honors . . . Received David Bender Trophy as team's top DL as junior, making 99 tackles with 4 sacks . . . As sophomore won Frank Burns Award for extraordinary mental & physical toughness, starting last 7 games at OLB, making 60 tackles, 2 sacks . . . Graduated with degree in economics.

PERSONAL: Engaged (Samantha) . . . Lives in Jersey City, N.J., where he was team MVP, county lineman of year, all-state and All-North Jersey as senior at St. Peters High . . . Is working towards M.B.A. with concentration in finance, expecting to graduate in 1994 . . . Father, Elnardo Sr., was standout basketball player at St. Peters and set Madison Square Garden single game scoring record with 51 points vs. Marshall in 1968 NIT Tournament . . . Fiancee Samantha has master's in health administration and is administrator of long term care facility . . . Full name: Elnardo Julian Webster.

WEBSTER'S NFL RECORD

TACKLES	Regular Season			Sp.T.	Sacks	FF	FR
	Solo	Asst.	Total				
1992 Pittsburgh AFC	0	0	0	2	0	0	0



SOLOMON WILCOTS—S

41

HEIGHT—5-11

WEIGHT—204

COLLEGE—Colorado

BIRTHDATE—October 3, 1964

BIRTHPLACE—Los Angeles, California

HOW ACQUIRED—Veteran Free Agent (1992)

NFL EXPERIENCE—7th Year

GAMES PLAYED-STARTED—'87 (12-0),

'88 (16-16), '89 (16-0), '90 (16-10), '91 (16-1),

'92 (16-0)

CAREER TOTALS: 92-27

STEELERS TOTALS: 16-0

PRO: Veteran player who joined team as free agent early in 1992 season . . . Spent first 4 years with Cincinnati Bengals under DBs coach Dick LeBeau, one with Minnesota Vikings . . . Has started 27 of 92 NFL games played . . . Has experience at SS and FS and also contributes to special teams . . . **1992:** Signed Sept. 2 to shore up secondary with FS Thomas Everett holding out . . . Played in all 16 games, making 7 tackles on defense, 5 on special teams . . . Served as backup at SS and in dime defense . . . Saw most extensive action vs. Minnesota (12/20), playing SS last 3 quarters for injured Carnell Lake and making 5 tackles . . . **1991:** Joined Vikings as Plan B free agent and played in every game . . . Had 14 defensive tackles, one forced fumble, 8 special teams tackles . . . Started at SS vs. Green Bay (11/17) . . . **1990:** Started 10 games at FS in last season with Bengals . . . Finished with 39 tackles, one sack . . . Added 2 tackles in postseason . . . **1989:** Played in all 16 games and shared team lead with 10 special teams tackles, in addition to 16 on defense, one sack . . . **1988:** Started entire season for first time in career, making career-high 85 tackles to rank 3rd on team, 2 fumble recoveries to share lead, 5 tackles on special teams, one interception . . . **1987:** Made first interception, 8 tackles while playing in all 12 non-strike games as rookie . . . Drafted on 8th round by Bengals, was 215th player drafted overall.

COLLEGE: A 2-year starter, at RCB as junior, LCB as senior . . . Made 136 career tackles, 7 interceptions . . . Named All-Big Eight as senior . . . Majored in English literature.

PERSONAL: Married (Terri) with daughter Terran (1/7/85) and son Sebastian (1/5/93) . . . Lives in Cincinnati, Ohio . . . Attended Rubidoux High in Riverside, Cal. . . . Full name: Solomon Wilcots.

WILCOTS'S NFL RECORD

Regular Season							
INTERCEPTIONS	No.	Yds.	Avg.	LG	TD		
1987 Cincinnati AFC	1	37	37.0	37	0		
1988 Cincinnati AFC	1	6	6.0	6	0		
NFL Totals—6 years	2	43	21.5	37	0		
TACKLES	Solo	Asst.	Total	Sp.T.	Sacks	FF	FR
1987 Cincinnati AFC	7	1	8	—	0	0	0
1988 Cincinnati AFC	53	32	85	5	0	0	2
1989 Cincinnati AFC	13	3	16	10	1	0	0
1990 Cincinnati AFC	31	8	39	2	1	0	1
1991 Minnesota NFC	5	9	14	8	0	1	0
1992 Pittsburgh AFC	5	2	7	5	0	0	0
NFL Totals—6 years	114	55	169	30	2	1	3
Post Season							
INTERCEPTIONS	No.	Yds.	Avg.	LG	TD		
1988 Cincinnati AFC	1	0	0.0	0	0		
TACKLES	Solo	Asst.	Total	Sp.T.	Sacks	FF	FR
1988 Cincinnati AFC	12	2	14	—	0	0	0
1990 Cincinnati AFC	1	1	2	0	0	0	0
1991 Minnesota NFC	1	1	2	—	0	0	0
1992 Pittsburgh AFC	0	0	0	0	0	0	0
NFL Totals—6 years	14	4	18	0	0	0	0



GERALD WILLIAMS—NT/DE

98

HEIGHT—6-3

WEIGHT—293

COLLEGE—Auburn

BIRTHDATE—September 8, 1963

BIRTHPLACE—Waycross, Georgia

HOW ACQUIRED—Draft (2nd in 1986)

NFL EXP.—8th Year

GAMES PLAYED—STARTED—'86 (16-0), '87 (9-1), '88 (16-16), '89 (16-16), '90 (16-15), '91 (16-15), '92 (10-10)

CAREER TOTALS: 99-73

PRO: A team leader and dean of defensive line, has anchored NT position as starter for past 5 seasons . . . Has played in 99 games with 73 starts to rank 4th among current players . . . Was leading tackler among defensive linemen 4 times (1988-91) . . . Has 22 career sacks to rank 3rd among current Steelers . . . Led team with career-high 6 sacks in 1990 . . . **1992:** Missed 6 games with sprained knee but made 10 starts and finished with 43 tackles, 3 sacks, 3 passes batted down, one forced fumble . . . Got forced fumble vs. New York Jets (9/13) followed by blocked pass at San Diego (9/20) . . . Made season-high 8 tackles including one sack at Green Bay (9/27) . . . Sprained right knee in 2nd quarter at Cleveland (10/11) and spent next 6 weeks on injured reserve (Oct. 13—Nov. 28) . . . Returned to start final 5 games and got sacks at Cincinnati (11/29) and vs. Seattle (12/6) . . . In playoffs made 6 tackles vs. Buffalo (1/9) . . . **1991:** Made 15 starts and finished with 50 tackles, 2 sacks, 1 pass defended . . . Made season-high 7 tackles at Philadelphia (9/22), 6 vs. New England (9/15) . . . Got one sack each vs. Seattle (10/20) and Houston (11/24) . . . Had at least one tackle in every game except vs. Cincinnati (12/15), starting all games except at Houston (12/8) . . . **1990:** Led team with 6 sacks among 49 tackles while making 15 starts . . . Five of 6 sacks came in final 5 games with one vs. Cincinnati (12/2), 2 vs. New England (12/9), one each vs. Cleveland (12/23) and at Houston (12/30) . . . Had season-high 8 tackles vs. Bengals . . . Did not start vs. San Diego (10/7) due to ankle sprain . . . **1989:** Started all 16 games for 2nd straight year, finishing with 54 tackles, 3 sacks . . . Had 8 solo tackles vs. Kansas City (10/29), got sacks vs. Detroit (10/1), at Cleveland (10/15), vs. Chicago (11/12) . . . Recovered fumble at Miami (11/26) . . . **1988:** One of only 2 defensive players to start all 16 games . . . Made 41 tackles to lead DL for first time . . . Tied for 2nd with 3.5 sacks, adding one fumble recovery, 2 passes defended . . . **1987:** Started one of 9 games played, spending 4 weeks on inactive list with shoulder injury . . . Got first NFL start vs. Indianapolis (10/18) at RDE, making 5 solo tackles . . . At Kansas City (11/8) had one sack and fumble recovery . . . Suffered sprained shoulder vs. Houston (11/15), missing 4 games . . . **1986:** Played in all 16 games as backup and in short yardage defense . . . Made 3.5 sacks among 14 tackles . . . Got first NFL sack in opener at Seattle (9/7) . . . Was 9th DL and 36th player drafted overall.

COLLEGE: A 3-year starter at DE, named first team All-SEC as senior with 86 tackles, 9 sacks . . . Had 5 sacks among 123 tackles as junior . . . Majored in distributive education.

PERSONAL: Married (Suzie) with daughter Kristin (5/9/88) & son Jeremy (3/1/90) . . . Lives in Canonsburg, Pa. . . Played NT and HB at Valley (Ala.) High, also participating in baseball, tennis and track, and won state title in wrestling . . . Very active in community with Fall Roundup for Boy Scouts of America's Allegheny Trails Council, Project Bundle-Up and The Bradley Center . . . Is currently working towards degree in elementary education at Duquesne . . . Wife Suzie earned accounting degree from Auburn . . . Full name: Gerald Williams.

WILLIAMS' NFL RECORD

TACKLES	Regular Season			Sacks	FF	FR
	Solo	Asst.	Total			
1986 Pittsburgh AFC	10	4	14	3.5	0	0
1987 Pittsburgh AFC	15	2	17	1	0	1
1988 Pittsburgh AFC	31	10	41	3.5	0	1
1989 Pittsburgh AFC	46	8	54	3	1	0
1990 Pittsburgh AFC	45	4	49	6*	1	0
1991 Pittsburgh AFC	40	10	50	2	0	0
1992 Pittsburgh AFC	26	17	43	3	1	0
NFL Totals—7 years	213	55	268	22	3	2
TACKLES	Post Season			Sacks	FF	FR
	Solo	Asst.	Total			
1989 Pittsburgh AFC	5	2	7	0	0	0
1992 Pittsburgh AFC	4	2	6	0	0	0
NFL Totals—7 years	9	4	13	0	0	0

*Team leader



WARREN WILLIAMS—RB

42

HEIGHT—6-0

WEIGHT—218

COLLEGE—Miami (Fla.)

BIRTHDATE—July 29, 1965

BIRTHPLACE—Fort Myers, Florida

HOW ACQUIRED—Draft (6th in 1988)

NFL EXP.—6th Year

GAMES PLAYED—STARTED—'88 (15-8),

'89 (5-2), '90 (14-4), '91 (16-3), '92 (16-0)

CAREER TOTALS: 66-17

PRO: Special teams captain who doubles as versatile backup in offensive backfield . . . A former team rookie of year (1988), has rushed for 1,191 yards in career to rank 4th among active players . . . **1992:** Played in all 16 games on special teams and led team with career-high 15 special teams tackles, one blocked punt . . . Had career-low 2 rushing attempts, one reception for 44 yards . . . In opener at Houston (9/6) caught career-best 44-yard pass from Mark Royals on fake punt to set up TD which changed momentum of game . . . Had 8 tackles on special teams in first 5 games . . . Only 2 rushing attempts of season came vs. Cincinnati (10/19) . . . Blocked punt vs. Detroit (11/15) to set up first-quarter TD . . . Made season-high 3 solo tackles on special teams vs. Seattle (12/6) . . . **1991:** Played in all 16 games with 3 starts including last 2 . . . Ranked 3rd on team with 262 rushing yards, 4 TDs, adding 15 receptions . . . Had 48 rushing attempts for 246 yards, 3 TDs in last 9 games . . . Scored TD at Cleveland (10/27), made first start at Denver (11/3) and ran 11 times for 63 yards . . . Made career-best 4 receptions for 33 yards at Dallas (11/28) along with 8 rushes for 59 yards, one TD . . . **1990:** Finished 3rd on team with 389 rushing yards, 3 TDs . . . Made 4 straight starts for injured Tim Worley in games 5-8 . . . Broke career-best 70-yard TD run in closing minutes vs. Atlanta (11/4) . . . **1989:** Played in just 5 games, missing 11 with toe/foot sprains . . . Sat out first 2 weeks with toe injury, started at Detroit (10/1) and vs. Kansas City (10/29), suffering foot sprain vs. Chiefs and spent next 6 weeks on inactive list before finishing season on injured reserve (Dec. 16) . . . **1988:** Made 8 starts as rookie, rushing for 409 yards to rank 2nd on team and earn Steelers rookie of year honors from Pittsburgh chapter of Pro Football Writers . . . Rushing total was best by a Steelers rookie since Franco Harris' rookie year of 1972 . . . Capped season with 117 yards vs. Miami (12/18) for first 100-yard game . . . Ranked 5th on team with 7 special teams tackles . . . Was 155th player selected overall in draft.

COLLEGE: Finished career as school's 4th-leading rusher with 1,734 yards, 7th in TDs with 16 . . . Led team as senior in only year as starter with 673 rushing yards and ranked 2nd in receiving with 30 catches . . . Led team in rushing in 2 of 4 bowl games, totalling 127 yards . . . Graduated with degree in business management.

PERSONAL: Married (Shawn) . . . Lives in Pittsburgh . . . Named 2nd-team all-state RB and LB for North High in Fort Lauderdale, Fla . . . Earned 3 letters each in football, basketball and track . . . Named to Governor's Honors Program with 3.3 GPA . . . Is extremely active in community with school and community group visits and Blue Cross Caring Program . . . Full name, Warren Williams, Jr.

WILLIAMS' NFL RECORD

RUSHING	Regular Season			LG	TD	Fum/Lost
	Att.	Yds.	Avg.			
1988 Pittsburgh AFC	87	409	4.7	33	0	3/0
1989 Pittsburgh AFC	37	131	3.5	13	1	0/0
1990 Pittsburgh AFC	68	389	5.7	70t	3	5/5
1991 Pittsburgh AFC	57	262	4.6	21	4*	2/2
1992 Pittsburgh AFC	2	0	0.0	2	0	0/0
NFL Totals—5 years	251	1,191	4.8	70t	8	10/7

RECEIVING	No.	Yds.	Avg.	LG	TD
1988 Pittsburgh AFC	11	66	6.0	21	1
1989 Pittsburgh AFC	6	48	8.0	16	0
1990 Pittsburgh AFC	5	42	8.4	13	1
1991 Pittsburgh AFC	15	139	9.3	29	0
1992 Pittsburgh AFC	1	44	44.0	44	0
NFL Totals—5 years	38	339	8.9	44	2

Additional Statistics: Returned 1 kickoff for 10 yards in 1988; 7 special teams tackles in 1988, 2 special teams tackles in 1990, 3 special teams tackles in 1991, team-leading 15 special teams tackles in 1992.

*Team leader

WILLIAMS' SINGLE GAME CAREER HIGHS

Regular Season

Yards Rushing—117 (12-18-88 vs. Miami)
Rushing Attempts—16 (12-18-88 vs. Miami)
Longest Run—70t (11-4-90 vs. Atlanta)
TDs Rushing—1 (eight times, last time 11-28-91 vs. Dallas)
Receptions—4 (11-28-91 vs. Dallas)
Yards Receiving—44 (11-10-91 vs. Cincinnati)
Longest Reception—29 (9-15-91 from Brister vs. New England)
TDs Receiving—1 (9-25-88 vs. Buffalo, 11-25-90 vs. New York Jets)

WILLIAMS' 100-YARD GAMES

	Att.	Yds.	Avg.	LG	TD
12-18-88 vs. Miami	16	117	7.3	33	0



ROD WOODSON—CB/KR

26

HEIGHT—6-0
WEIGHT—200
COLLEGE—Purdue
BIRTHDATE—March 10, 1965
BIRTHPLACE—Fort Wayne, Indiana
HOW ACQUIRED—Draft (1st in 1987)
NFL EXP.—7th Year
GAMES PLAYED-STARTED—'87 (8-0), '88 (16-16), '89 (15-14), '90 (16-16), '91 (15-15), '92 (16-16)
CAREER TOTALS: 86-77

PRO: Perennial Pro Bowl defender who is one of NFL's most dangerous CBs and KR specialists . . . Has been voted to Pro Bowl each of last 4 seasons in addition to being named team's MVP and co-MVP . . . A gifted all-around athlete with exceptional speed, size and power . . . Is first Steeler since Mike Webster to go to 4 straight Pro Bowls . . . Owns Steelers career records for PRs (176), PR yards (1,705), KORs (190), and KOR yards (4,235) as well as single season records for KORs (44, 1991) and KOR yards (982, 1989) . . . Won NFL KOR title in 1989 with 27.3-yard average to become first Steeler since Lynn Chandnois (1951-52) to lead NFL in KOR average . . . Led AFC in PRs in 1992 . . . Among AFC KR specialists was top vote-getter for 1990 and 1992 Pro Bowls, selected as starting CB in 1991, 1993 . . . One of NFL's fastest players, finished 2nd to Darrell Green in 1988 NFL Fastest Man Competition after defeating Ricky Nattiel and Willie Gault in semis, adding 3rd-place finish in 1990 . . . Has 20 career interceptions to lead active Steelers, adding 7-1/2 career sacks, 6 fumble recoveries . . . **1992:** Voted to start in Pro Bowl after sensational season that included 4 interceptions, team-leading 85 solo tackles and 100 total, career-best 6 sacks to rank 2nd, 17 passes defended, 4 forced fumbles, one fumble recovered . . . Also led AFC with 11.4-yard PR avg. and ranked 8th in AFC on KORs with 18.8-yard avg . . . Scored TD on 80-yard PR while handling every PR for team (32) . . . Moved

from RCB to LCB in spring . . . Began season in dramatic fashion, starting opener just 2 weeks after partially tearing calf muscle in preseason at Chicago (8/23) . . . Had exceptional game opening day at Houston (9/6) with 2 interceptions including 57-yard return to set up game-winning TD, in addition to 9 tackles . . . The next week got sack, forced fumble, made 6 tackles and blocked 37-yard FG try vs. N.Y. Jets (9/13) to earn AFC defensive player of week honors . . . Followed by setting up FG with 46-yard PR to 16-yard line at San Diego (9/20) . . . Had worst game of NFL career the next week at Green Bay (9/27), yielding 2 TD passes and muffing PR at 8-yard line . . . Got 2nd sack vs. Cincinnati (10/19) before exploding with 80-yard PR-TD at Kansas City (10/25) for 2nd career TD on PR, 5th overall, to tie 3rd-longest PR in team history and longest since 1978, also adding interception . . . The next week led team with 8 tackles, one blocked pass, one sack, and knocked Warren Moon out of game with concussion in 3rd quarter vs. Houston (11/1) . . . Got 4th sack in addition to fumble recovery and forced fumble which set up game-winning TD vs. Detroit (11/15) . . . Had first multiple sack game of career with 2 at Chicago (12/13) . . . Got 4th interception in finale vs. Cleveland (12/27) along with 9 tackles and 28-yard PR . . . In playoff game vs. Buffalo (1/9) made one tackle and returned 2 punts before suffering concussion in 2nd quarter . . . **1991:** Voted to 3rd Pro Bowl after making 3 interceptions to tie for 2nd on team, 71 tackles to rank 5th, leading team with 16 passes defended, recovering 2 fumbles, forcing one, and averaging 20.0 yards on KORs, 11.4 on PRs . . . Shared AFC lead and tied for 4th in NFL on PRs, 8th in AFC on KORs . . . Started all 15 games played, sitting out vs. Houston (11/24) with hamstring injury . . . Had interception, recovered fumble at Buffalo (9/8) . . . Got sack at Dallas (11/28) followed by 2nd interception with season-high 9 tackles at Houston (12/8) . . . Made 3rd interception the next week vs. Cincinnati (12/15), recovered fumble in finale vs. Cleveland (12/22) . . . Made longest PR of 40 yards vs. New England (9/15) . . . **1990:** Named team MVP to become 5th Steeler and 2nd on defense to win award twice, joining Terry Bradshaw, Jack Lambert, Louis Lipps, John Stallworth . . . Led team with career-high 5 interceptions and was voted starting CB for Pro Bowl . . . Also had 66 tackles, 16 passes defended, one forced fumble, and did not allow a TD Pass until 16th game of season . . . Ranked 3rd in AFC, tied for 8th in NFL on KORs with 21.8-yard avg., 2nd in AFC and 5th in NFL on PRs with 10.5-yard avg . . . Named AFC defensive player of week vs. Houston (9/16) after scoring game-winning TD on 52-yard PR . . . Had interceptions at L.A. Raiders (9/23) and San Francisco (10/14) followed by 49- and 45-yard KORs vs. L.A. Rams (10/29) . . . Added 39-yard PR with interception, 6 tackles vs. Atlanta (11/4) . . . **1989:** Won NFL KOR title with 27.3-yard average to earn first Pro Bowl trip as KR specialist . . . Started 14 of 15 games, missing 2 starts with back sprain and dislocated shoulder . . . Made 3 interceptions to share 2nd on team, adding 80 tackles, 3 fumble recoveries, team-leading 4 forced fumbles, 18 passes defended . . . Ranked 5th in AFC on PRs with 7.1-yard avg . . . Got interceptions vs. Kansas City (10/29), at Denver (11/5), in finale at Tampa Bay (12/24) . . . Scored TD on 84-yard KOR vs. San Diego (11/19), adding 72-yard KOR at Tampa Bay . . . In playoffs at Houston (12/31) set up game-winning FG in OT by forcing and recovering fumble after making 8 tackles . . . In first Pro Bowl made 3 KORs for 26.3-yard avg. and had one sack . . . **1988:** Named team co-MVP with David Little after starting all 16 games — 3 at LCB, 13 at RCB — in first full NFL season . . . Finished with 4 interceptions to share team lead, ranked 3rd with 88 tackles, led team with 18 passes defended, forced one fumble . . . Also ranked 6th in NFL on KORs with 23.0-yard avg., 9th in AFC and 15th in NFL on PRs with 8.5-yard avg . . . Made 20 tackles, one interception while starting first 3 games at LCB for injured Dwayne Woodruff . . . Moved to RCB week 4 to start remainder of season . . . Had 92-yard KOR for TD at Phoenix (10/9) for first KOR-TD by a Steeler since 1978 . . . **1987:** Signed Oct. 28 to end 94-day holdout . . . Played in last 8 games as nickel back and KR specialist . . . Averaged 22.3 yards on KORs, 8.4 on PRs . . . Scored TD on first NFL interception with 45-yard return at Cincinnati (11/22) . . . Finished with 20 tackles on defense . . . Drafted 10th overall and was first DB drafted.

COLLEGE: Consensus All-America, finished 2nd to Thomas Everett in Jim Thorpe Trophy balloting . . . As 4-year starter broke 13 school records including solo tackles (320), interceptions (11), TDs on interceptions (3), KORs (71), KOR yards (1,535) . . . Started 44 consecutive games, playing CB, S, RB, WR, PR, KOR . . . Led Big Ten DBs as senior with 108 tackles . . . Had 5 interceptions as junior . . . In final regular season game of senior year started at TB for first time and played 137 plays, finishing with 93 rushing yards, 3 receptions for 67 yards, 2 KORs for 46, 3 PRs for 30, 10 tackles, one forced fumble . . . Was 4-time Big Ten 55-meter hurdle champion, 2-time track All-America . . . Qualified for Olympic Trials in 100-meter hurdles in 1984 . . . Graduated in 1988 with degree in criminal justice.

PERSONAL: Married (Nicki) with daughter Marikah (8/13/90) and son Demetrius (11/25/92) . . . Lives in Wexford, Pa. . . Was Parade and Blue Chip All-America as CB and HB for Snyder High in Fort Wayne, Ind. . . Also named all-conference in basketball . . . Broke state low hurdle record in 1984 with 36.04 time, was 2-time state champion in low and high hurdles . . . Is first Pittsburgh athlete to serve on board of directors for Leukemia Society . . . Full name: Roderick Kevin Woodson.

WOODSON'S NFL RECORD

INTERCEPTIONS	Regular Season				
	No.	Yds.	Avg.	LG	TD
1987 Pittsburgh AFC	1	45	45.0	45†	1
1988 Pittsburgh AFC	4	98	24.5	29	0
1989 Pittsburgh AFC	3	39	13.0	39	0
1990 Pittsburgh AFC	5*	67	13.4	34	0
1991 Pittsburgh AFC	3	72	24.0	41	0
1992 Pittsburgh AFC	4	90	22.5	57	0
NFL Totals—6 years	20*	411	20.6	57	1

TACKLES	Regular Season						
	Solo	Asst.	Total	Sp.T.	Sacks	FF	FR
1987 Pittsburgh AFC	15	5	20	3	0	0	4
1988 Pittsburgh AFC	78	10	88	1	0.5	1	0
1989 Pittsburgh AFC	67	13	80	0	0	4*	3
1990 Pittsburgh AFC	54	12	66	0	0	1	0
1991 Pittsburgh AFC	60	11	71	0	1	1	2
1992 Pittsburgh AFC	85*	15	100	0	6	4	1
NFL Totals—6 years	359	66	425	4	7.5	11	6

PUNT RETURNS	Regular Season					
	No.	FC	Yds.	Avg.	LG	TD
1987 Pittsburgh AFC	16	1	135	8.4	20	0
1988 Pittsburgh AFC	33	6	281	8.5	28	0
1989 Pittsburgh AFC	29	2	207	7.1	20	0
1990 Pittsburgh AFC	38	8	398	10.5	52†	1
1991 Pittsburgh AFC	28	12	320	11.4	40	0
1992 Pittsburgh AFC	32	13	364	11.4#	80†	1
NFL Totals—6 years	176**	42	1,705**	9.7	80†	2

KICKOFF RETURNS	Regular Season				
	No.	Yds.	Avg.	LG	TD
1987 Pittsburgh AFC	13	290	22.3	36	0
1988 Pittsburgh AFC	37	850	23.0	92†	1
1989 Pittsburgh AFC	36	982	27.3##	84†	1
1990 Pittsburgh AFC	35	764	21.8	49	0
1991 Pittsburgh AFC	44**	880	20.0	47	0
1992 Pittsburgh AFC	25	469	18.8	32	0
NFL Totals—6 years	190**	4,235**	22.3	92†	2

TACKLES	Post Season						
	Solo	Asst.	Total	Sp.T.	Sacks	FF	FR
1989 Pittsburgh AFC	8	3	11	0	0	1	1
1992 Pittsburgh AFC	1	0	1	0	0	0	0
NFL Totals—6 years	9	3	12	0	0	1	1

PUNT RETURNS	Post Season					
	No.	FC	Yds.	Avg.	LG	TD
1989 Pittsburgh AFC	2	1	20	10.0	18	0
1992 Pittsburgh AFC	2	0	14	14.0	14	0
NFL Totals—6 years	4	1	34	8.5	18	0

KICKOFF RETURNS	Post Season				
	No.	Yds.	Avg.	LG	TD
1989 Pittsburgh AFC	6	107	17.8	21	0
1992 Pittsburgh AFC	0	0	0.0	0	0
NFL Totals—6 years	6	107	17.8	21	0

WOODSON'S SINGLE GAME CAREER HIGHS

Regular Season

Interceptions—2 (9-6-92 vs. Houston)
Interception Return Yards—73 (9-6-92 vs. Houston)
Longest Interception Return—57 (9-6-92 vs. Houston)
TDs Interception Return—1 (11-22-87 vs. Cincinnati)
Sacks—2 (12-13-92 vs. Chicago)
Punt Returns—5 (five times, last time 10-29-90 vs. L.A. Rams)
Longest Punt Return—80† (10-25-92 vs. Kansas City)
TDs Punt Return—1 (9-16-90 vs. Houston; 10-25-92 vs. Kansas City)
Kickoff Returns—5 (nine times, last time 11-10-91 vs. Cincinnati)
Longest Kickoff Return—92† (10-9-88 vs. Phoenix)
TDs Kickoff Return—1 (10-9-88 vs. Phoenix; 11-19-89 vs. San Diego)

Post Season

Punt Returns—2 (12-31-89 vs. Houston; 1-9-93 vs. Buffalo)
Longest Punt Return—18 (12-31-89 vs. Houston)
Kickoff Returns—4 (12-31-89 vs. Houston)
Longest Kickoff Return—21 (12-31-89 vs. Houston)

* Team leader ##NFL leader #AFC leader **Team record.



TIM WORLEY—RB

38

HEIGHT—6-2

WEIGHT—225

COLLEGE—Georgia

BIRTHDATE—September 24, 1966

BIRTHPLACE—Lumberton, North Carolina

HOW ACQUIRED—Draft (1st in 1989)

NFL EXP.—4th Year

GAMES PLAYED—STARTED—'89 (15-14).

'90 (11-8), '91 (2-0)

CAREER TOTALS: 28-22

PRO: Returns to action in 1993 following one-year suspension for violation of NFL substance abuse policy . . . Served suspension from April 29, 1992 to May 18 of this year . . . An exceptionally gifted athlete who has not realized his potential . . . **1991:** Missed first 14 games of season with injuries and suspension before returning to play in last 2 . . . Was inactive for first 2 weeks with right knee injury suffered in training camp, was placed on injured reserve Sept. 9 . . . Suspended by NFL Commissioner Oct. 30 for 6 games, returning to active roster Dec. 13 . . . Was team's 4th-leading rusher with 22 carries for 117 yards in last 2 contests including 16 for 84 in finale vs. Cleveland (12/22) . . . **1990:** Finished as 2nd-leading rusher with 418 yards while playing in just 11 games with 8 starts . . . Missed games 6-9 with ankle sprain after rushing for 143 yards in first 5 . . . Had season-high 83 rushing yards on 15 attempts vs. New England (12/9) . . . **1989:** Led team with 770 rushing yards while starting 14 games . . . Finished 3rd among NFL rookies behind Barry Sanders and Bobby Humphrey . . . Lost 3 fumbles in 51-0 opening day loss vs. Cleveland (9/10) which set up 2 TDs, 1 FG, but rebounded to score first NFL TD the next week vs. Minnesota (9/24) . . . Got first 100-yard game vs. Houston (12/3) with 18 carries for 103 yards . . . Repeated with 104 yards, 1 TD on 19 attempts vs. New England (12/17) . . . Scored 2 rushing TDs in finale at Tampa Bay (12/24) . . . In playoffs rushed for 54 yards with 4 receptions at Houston (12/31), 50 yards at Denver (1/7) . . . Was Steelers' earliest first round selection since QB Terry Bradshaw was #1 in 1970. 4th and last RB drafted on first round by Chuck Noll . . . Was 7th player drafted overall, 2nd RB behind Barry Sanders.

COLLEGE: Consensus All-America who was school's 6th-leading all-time rusher despite playing just 3 seasons . . . Totalled 353 attempts for 2,038 yards, 27 TDs, adding 22 catches for 221 yards, 2 TDs, 13 KORs for 29.5-yard average, 1 TD . . . As senior had 1,216 rushing yards with 17 TDs on 191 carries to lead SEC . . . Averaged 110.5 yards per game, had 5 100-yard outings, led SEC with 108 points and 1,562 all-purpose yards . . . Sat out junior year to concentrate on studies after missing all but 4 games as sophomore with knee injury . . . Majored in recreation.

PERSONAL: Single . . . Lives in Pittsburgh . . . Attended Lumberton (N.C.) High, where he was Parade All-America and rushed for 1,700 yards, 16 TDs as senior . . . Won 1984 Junior Olympics 100-meters with 10.3 time . . . Full name: Timothy Ashley Worley.

WORLEY'S NFL RECORD

RUSHING	Regular Season					
	Att.	Yds.	Avg.	LG	TD	Fum/Lost
1989 Pittsburgh AFC	195	770*	3.9	38	5	9/7
1990 Pittsburgh AFC	109	418	3.8	38	0	6/3
1991 Pittsburgh AFC	22	117	5.3	16	0	1/1
NFL Totals—3 years	326	1,305	4.0	38	5	18/11

RECEIVING	Regular Season				
	No.	Yds.	Avg.	LG	TD
1989 Pittsburgh AFC	15	113	7.5	19	0
1990 Pittsburgh AFC	8	70	8.8	27	0
1991 Pittsburgh AFC	0	0	0.0	0	0
NFL Totals—3 years	23	183	8.0	27	0

RUSHING	Post Season					
	Att.	Yds.	Avg.	LG	TD	Fum/Lost
1989 Pittsburgh AFC	24	104	4.3	19	1	2/2

RECEIVING	Post Season				
	No.	Yds.	Avg.	LG	TD
1989 Pittsburgh AFC	5	56	11.2	33	0

*Team leader

WORLEY'S SINGLE GAME CAREER HIGHS

Regular Season

Yards Rushing—104 (12-17-89 vs. New England)

Rushing Attempts—22 (11-26-89 vs. Miami)

Longest Run—38 (12-3-89 vs. Houston, 11-18-90 vs. Cincinnati)

TDs Rushing—2 (12-24-89 vs. Tampa Bay)

Receptions—4 (9-24-89 vs. Minnesota)

Yards Receiving—45 (9-24-89 vs. Minnesota)

Longest Reception—27 (12-9-90 from Brister vs. New England)

Post Season

Yards Rushing—54 (12-31-89 vs. Houston)

Rushing Attempts—13 (1-7-90 vs. Denver)

Longest Run—19 (1-7-90 vs. Denver)

TDs Rushing—1 (12-31-89 vs. Houston)

Receptions—4 (12-31-89 vs. Houston)

Yards Receiving—33 (1-7-90 vs. Denver)

Longest Reception—33 (1-7-90 from Brister vs. Denver)

WORLEY'S 100-YARD GAMES

		Att.	Yds.	Avg.	LG	TD
12-3-89	vs. Houston	18	103	5.7	38	0
12-17-89	vs. New England	19	104	5.4	22	1

STEELERS MILESTONES IN 1993

PK GARY ANDERSON

- With 1,123 career points, needs 8 more to move from 15th to 14th in NFL history, passing Gino Cappelletti (1,130), and 19 points to move to 13th place ahead of Eddie Murray (1,141).
- With 257 career field goals, needs 26 more to move from 9th to 7th in NFL history, passing Jim Bakken (282) and Fred Cox (282).
- With 165 career games played, can move into a tie for 5th in team history by playing in 16 games this year. Would pass Ernie Stautner (173), L.C. Greenwood (174) and Jon Kolb (177), and tie Joe Greene (181) for 5th place.

RB BARRY FOSTER

- With 2,381 career rushing yards, needs 332 more to move from 11th to 10th in team history passing Tom Tracy (2,712), 562 to pass John Fuqua (2,942) for 8th place, 891 to pass Fran Rogel (3,271) for 7th, 963 to pass Walter Abercrombie (3,343) for 6th, 1,484 to pass Rocky Bleier (3,865) for 5th place, 1,585 to move to 4th ahead of Dick Hoak (3,965), and 1,609 to move to 3rd place ahead of Frank Pollard (3,989).

TE ERIC GREEN

- With 15 touchdown receptions, needs 6 more to break team record for tight ends held by Bennie Cunningham (20).

RB MERRIL HOGE

- With 2,866 career rushing yards, needs 77 more to move from 9th to 8th in team history, passing John Fuqua (2,942), 406 to move to 7th ahead of Fran Rogel (3,271), and 478 to move to 6th ahead of Walter Abercrombie (3,343).
- With 208 career receptions, needs 22 more to move from 8th to 7th in team history, passing Buddy Dial (229), and 23 to pass Ray Mathews (230) for 6th place.

LB DAVID LITTLE

- With 179 career games played, needs to play in 4 more to move from 6th to 4th in team history, passing Joe Greene (181) and Ray Mansfield (182).

LB GREG LLOYD

- With 26.5 career sacks, needs 1 more to move to 9th place in team history ahead of Robin Cole (27), 5 to pass Mike Merriweather (31) for 8th place, 6 to pass Steve Furness (32) for 7th, and 9 to move ahead of Gary Dunn (35) for 6th place.

QB NEIL O'DONNELL

- With 4,246 career passing yards, needs 195 more to move from 8th to 7th in team history, passing Bill Nelsen (4,440), and 1,576 to move to 6th ahead of Ed Brown (5,821).

CB ROD WOODSON

- With 20 career interceptions, needs 4 more to move to 10th in team history, passing Clendon Thomas (23), and 6 to jump to 8th place ahead of Glen Edwards (25) and Howard Hartley (25).

PRONUNCIATIONS

Carlton Haselrig . . .	HASS-ul-rig	Tim Samec	SAM-eck
Kevin Henry	KEE-vin	Leon Searcy	SEER-see
Merril Hoge	HODGE	Justin Strzelczyk . . .	STREL-zik
Levon Kirkland	luh-VON	Jim Szymanski	sha-MAN-skee
Jerry Olsavsky	ol-SAV-skee	David Viaene	vee-ANN
Lonnie Palelei	pah-le-LAY	Jeff Zgonina	skah-NEE-nah

STEELERS 1993 DRAFT CHOICES



DEON FIGURES—CB

6-0 192

COLORADO

1st Round (#23)

Born Jan. 10, 1970 in Bellflower, Cal.

Recipient of 1992 Jim Thorpe Award as top DB in nation . . . Also named consensus All-America and Big Eight defensive player of year . . . Made 12 career interceptions to rank 4th in school history . . . A 3-year starter at RCB, made 5 starts as freshman . . . Had team-leading 6 interceptions as senior to rank 8th in nation (.60/game) . . . Added 38 tackles, 1 FF, 42 PRs for an 11.4 yard avg. in first year returning punts . . . Starting RCB as junior, finished with 39 tackles, 2 interceptions, 2 FR . . . As

sophomore starter, made career-best 85 tackles, 2 interceptions, adding interception with 27-yard return vs. Notre Dame in Orange Bowl for national championship . . . Spent 1989 season as redshirt . . . 1988 Big Eight newcomer of year after playing in all 11 games and starting last 5 at LCB as freshman, making 2 interceptions, 12 tackles on defense, 15 on special teams . . . Majoring in sociology . . . Was 4th DB drafted overall behind Patrick Bates, Tom Carter, Darrien Gordon . . . **PERSONAL:** Played DB and WR at Serra High in Compton, Cal . . . As senior, had 6 interceptions, 57 tackles, 2 sacks, 35 receptions for 720 yards and 16 TDs, 1 PR-TD, 1 KOR-TD . . . Ran 440, mile relay, long jump (23-2) and high jump (6-6) as track team MVP . . . Played point guard for basketball squad with 25.2 points/game as senior . . . Member of Compton Boys Choir . . . Full name: Deon Juniel Figures.



CHAD BROWN—LB

6-2 231

COLORADO

2nd Round (#15, 44)

Born July 12, 1970 in Pasadena, Cal.

Former starter at ILB, started at OLB last 2 years . . . Made 369 tackles to rank 4th in school history, 3rd in solo tackles with 242 . . . As senior had 88 tackles, 6 sacks, 2 FF, 2 FR . . . Got 8 sacks as junior with 125 tackles to rank 2nd on team, 1 FF, 2 FR . . . Made 6 starts at ILB as sophomore, finishing with 106 tackles . . . Set up winning TD in national championship with FF vs. Notre Dame in Orange Bowl . . . Made 1 start with 50 tackles as redshirt freshman . . . Redshirted in 1988 . . .

Graduated in May, 1992 with marketing degree . . . Was 4th LB drafted overall behind Marvin Jones, Wayne Simmons, Demetrius DuBose . . . Drafted with choice from Indianapolis for 2nd-round choice (#49) and San Diego's 4th-round choice (#107) . . . **PERSONAL:** Attended John Muir High in Altadena, Cal . . . As senior, named first team all-state, Pacific League and San Gabriel Valley player of year with 11 sacks, 136 tackles, 6 FR . . . Also played TE and FB, with 13 receptions for 127 yards, 4 TDs, 40 rushes for 320, 3 TDs . . . As junior, led team to 14-0 record . . . Also lettered in track . . . Full name: Chadwick Everett Brown.



ANDRE HASTINGS—WR

6-0 185

GEORGIA

3rd Round (#20, 76)

Born Nov. 7, 1970 in Macon, Ga.

Ranked 2nd in school history with 124 receptions for 1,876 yards, 13 TDs, despite playing only 3 seasons, entering draft as junior . . . Ranks 3rd in KOR yards with 1,096 on 43 KORs (25.5) . . . As junior, added PR duties, had 8 career rushing attempts . . . Recruited and coached for 2 years by Steelers WRs coach Bob Harrison . . . As junior, was first team All-SEC with team-high 52 receptions for 860 yards, 5 TDs, 22 yards on 3 rushes, 298 on 35 PRs (8.5), 294 on 14 KORs (21.0) . . . Posted

total of 1,474 all-purpose yards, avg. of 134/game to rank 20th in nation . . . As sophomore, set school record with 48 catches for 683 yards, 5 TDs, 14 KORs for 27.1 avg . . . Named freshman All-SEC with 24 receptions for 333 yards, 3 TDs, in 2 starts, ranking 6th in nation on KORs with 28.1-yard avg. on 15 KORs . . . Majoring in general business . . . Was 9th WR drafted overall . . . **PERSONAL:** Named All-America by Parade and USA Today, Georgia offensive player of year and state AAA player of year as senior . . . Had 184 career receptions for 3,132 yards, 41 TDs . . . As senior, made 59 catches for 1,038 yards, 15 TDs . . . Full name: Andre Orlando Hastings.



KEVIN HENRY—DE **MISSISSIPPI STATE**
6-4 269 4th Round (#24, 108)
Born Oct. 23, 1968 in Mound Bayou, Miss.
(Pronounced KEE-vin) Explosive lineman with good quickness and strength . . . Has good footwork and uses hands well . . . Was college teammate with #5b pick LB Marc Woodard . . . As senior RDE, made 66 tackles, 3 sacks, 1 interception, 1 FF . . . Got interception with 16-yard return vs. Florida . . . Had 47 tackles, 2 sacks as junior. . . Played in every game as sophomore backup DE, making 13 tackles, 6 sacks, with 4 sacks vs. Florida . . . Sat out 1989 season to meet NCAA eligibility . . .

Spent freshman year as redshirt . . . Majoring in sociology . . . **PERSONAL:** Played DE and TE at John F. Kennedy High in Mound Bayou, Miss., earning county MVP honors as well as all-conference and all-county . . . Made 53 receptions for 769 yards, 7 TDs in career, led team in tackles as junior . . . Earned 3 letters in basketball with double figures in scoring and rebounds . . . Full name: Kevin Lerell Henry.



LONNIE PALELEI—G **NEVADA-LAS VEGAS**
6-3 322 5th Round (#23, 135)
Born Oct. 15, 1970 in Nu'uuli, American Samoa
(Pronounced pah-le-LAY) Powerful lineman with exceptional size . . . Played final 2 college years at Nevada-Las Vegas following transfer from Purdue . . . Was DL until senior year, moving to G for last campaign . . . Will likely be team's biggest offensive lineman . . . Started senior season at RG, earning first team All-Big West honors with 85% blocking grade . . . Honorable mention All-Big West as junior with 6 starts at DT, last 3 at G. . . Made 14 tackles, 2 sacks as DT . . . Sat out 1990 season after transfer from Purdue . . . Made 19 tackles, 1 sack as sophomore, was backup DE as freshman . . . Majoring in physical education . . . **PERSONAL:** Married (Cathy) with daughter Connie (4), son Evan (1) . . . As DL for Blue Springs (Mo.) High, earned All-America honors from Parade, Super Prep and Prep Football as senior with 122 tackles, 13 sacks, 4 FR . . . Lettered twice in basketball and track . . . Has 5 brothers and 7 sisters . . . Full name: Siulagi Jack Palelei.

transfer from Purdue . . . Made 19 tackles, 1 sack as sophomore, was backup DE as freshman . . . Majoring in physical education . . . **PERSONAL:** Married (Cathy) with daughter Connie (4), son Evan (1) . . . As DL for Blue Springs (Mo.) High, earned All-America honors from Parade, Super Prep and Prep Football as senior with 122 tackles, 13 sacks, 4 FR . . . Lettered twice in basketball and track . . . Has 5 brothers and 7 sisters . . . Full name: Siulagi Jack Palelei.



MARC WOODARD—LB **MISSISSIPPI STATE**
6-0 234 5th Round (#28, 140)
Born Feb. 21, 1970 in Kosciusko, Miss.

A 4-year starter at OLB . . . Considered an excellent rush-LB from outside . . . Was teammate with #4 pick DE Kevin Henry . . . As senior, named first team All-SEC in 4th year as starter with 91 tackles, 1-1/2 sacks, 2 FR, 1 FF . . . Started 10 games as junior, finishing with 59 tackles, 1 FF, 1 FR . . . As sophomore, named to All-America strength team, made 50 tackles, 2 sacks, 2 FR . . . Scored TD on 34-yard fumble return vs. Florida . . . In 1989, named to freshman All-America team with

52 tackles, 3 interceptions, 1 FF, 1 FR . . . Spent freshman year as redshirt . . . Graduated in 1992 with degree in business administration . . . **PERSONAL:** A 2-year starting QB for Kosciusko (Miss.) High, threw for 1,200 yards with 22 TDs, had 2,000 yards in total offense . . . Also played LB and FS, earning 3 letters, and lettered in basketball, track and baseball . . . Full name: Marc Sionn Woodard.



WILLIE WILLIAMS—CB **WESTERN CAROLINA**
5-9 185 6th Round (#22, 162)
Born Dec. 26, 1970 in Columbia, S.C.

Finished career ranked 2nd in school history for tackles by a DB with 217, owns school record for pass deflections with 41 . . . As senior, was first team All-Southern Conference with 62 tackles, 2 interceptions, 3 FR, 2 blocked kicks . . . As junior, made 87 tackles, 1 interception, 1 FF to earn 2nd team All-SC honors . . . As sophomore, had 68 tackles, 1 sack, 3 interceptions in first year as starter . . . Majoring in sports management . . . **PERSONAL:** Led state champion team with 8 interceptions,

30.0-yard KOR avg. as senior for Spring Valley High in native Columbia, S.C. . . . Named all-state, all-region and all-area . . . Also played some WR and ran for track team . . . Full name: Willie James Williams, Jr.



JEFF ZGONINA—DT

PURDUE

6-1 282

7th Round (#17, 185)

Born May 24, 1970 in Lake Grove, Ill.

(Pronounced skah-NEE-nah) A 4-year starter who completed career with school-record 75 tackles for loss for 262 yards . . . Handled long-snapping duties first 3 years . . . Originally recruited as a LB . . . As senior, was finalist for Vince Lombardi Award, named first team All-Big Ten, conference defensive player of year, received school's Pop Doan Award, Kiwanis Citizenship Award . . . Was team captain, led conference in sacks (13), FF (5), TFL (28), with 101 tackles . . . Named first team

all-Big Ten as junior after moving from DT to NT, finishing with 76 tackles, 3 sacks, 2 FR, 1 FF . . . As sophomore LDT, was 2nd on team with 123 tackles, 6 sacks, 20 TFL, 3 FF . . . Started at LDT as redshirt freshman, made 82 tackles, 7 sacks, 17 TFL . . . Spent freshman year as redshirt, moving from LB to DT . . . Graduated in Dec., 1992 with degree in community health promotion . . . **PERSONAL:** As senior at Carmel High in Lake Grove, Ill., made 11 sacks, 5 FR, blocked 4 punts to earn all-area, All-Catholic League, all-county honors . . . Won conference shot put title in track, lettered in basketball and hockey . . . Full name: Jeffrey Marc Zgonina.



CRAIG KEITH—TE

LENOIR-RHYNE

6-3 253

7th Round (#21, 189)

Born April 27, 1971 in Raleigh, N.C.

Completed career with 62 receptions for 723 yards, 6 TDs . . . A 2-year starter, was honorable mention NAIA Division I All-America, first team All-South Athletic Conference as senior . . . Finished with 24 receptions for 294 yards in 9 games, missing 1 with knee injury . . . In first season as starter, earned first team All-SAC honors as junior with career-best 29 catches for 326 yards, 4 TDs . . . Played in 11 games as sophomore, making 9 receptions for 103 yards . . . Majoring in psychology . . . **PERSONAL:** Earned academic all-conference honors as LB and DE for Millbrook High in native Raleigh, N.C. . . . Also played basketball and ran track . . . Is a second cousin of Steelers DE Donald Evans . . . Full name: Craig Carlton Keith.



ALEX VAN PELT—QB

PITTSBURGH

6-1 219

8th Round (#20, 216)

Born May 1, 1970 in Grafton, W.V.

A 4-year starter, broke Dan Marino's school passing records, became 5th player in NCAA history to throw for 2,000 yards 4 straight seasons . . . Completed 865 of 1,503 passes for 11,267 yards, all school records, with 66 TDs, 58 Ints . . . 6th NCAA Division I-A QB to throw for more than 10,000 yards, ranking 3rd with 10,913 . . . Total offense yards of 10,814 ranks 4th in NCAA history . . . Team captain last 3 years . . . As senior, ranked 3rd in Big East, 18th in nation pass efficiency with 133.3 rating, 2nd in Big East and 8th in nation with avg. of 263.6 total offense yards/game . . . Completed 245 of 407 passes (60.2%) for 3,163 yards, 20 TDs, 17 Ints, becoming first Pitt QB to throw for more than 3,000 yards in a season . . . As junior, completed 227 of 398 (57.0%) for 2,796 yards, 15 TDs, 14 Ints . . . Started every game as sophomore, finishing with 2,427 yards with 201 of 351 (57.3%), 14 TDs, 17 Ints . . . Won starting job as redshirt freshman, completed 192 of 347 for 2,881 yards, 15 TDs, 11 Ints . . . Spent freshman season as redshirt . . . Majoring in communications . . . Was 6th QB drafted overall . . . **PERSONAL:** Finished high school at Winston Churchill High in San Antonio, Tex. after transfer from native Grafton, W.V. prior to sophomore year . . . As senior, completed 107 of 229 passes for 1,275 yards, 12 TDs, rushed for 695 yards on 140 carries . . . Earned 4 letters in baseball, 2 in basketball . . . Full name: Gregory Alexander Van Pelt.

STEELERS FIRST-YEAR PLAYERS

STEVE AVERY RB 6-2 226 Northern Michigan
PRO: Signed last March 10 . . . Spent 1992 training camp with Green Bay Packers, was waived prior to season . . . Was on Steelers' practice squad for 2 weeks in Dec. 1991 before being signed to Packers active roster and playing in one game . . . Spent first half of 1990 season on Packers' practice squad . . . Played in one game for Houston Oilers and spent month on Kansas City Chiefs' practice squad in 1989 . . . Also played 2 seasons (1991-92) in WL for Birmingham Fire, starting 12 of 20 games and rushing for 182 yards, one TD, on 49 carries . . . **COLLEGE:** A 4-year starter, finished career as school's all-time leading rusher with 3,842 yards and 42 TDs on 848 carries . . . Led team in rushing all 4 years, with 1,300 yards and 12 TDs in 1987 to rank 5th in nation . . . Graduated with degree in business management . . . **PERSONAL:** Single . . . Lives in Oconomowoc, Wis. . . Attended Brookfield (Wis.) High, playing RB and DE . . . Ranked 2nd in state in pole vault . . . Plays 4 musical instruments . . . Born Aug. 18, 1966 in Milwaukee, Wis. . . Full name: Steven George Avery.

MARK DIDIO WR 5-11 185 Connecticut
PRO: Played in 2 games for Steelers in 1992 after signing as undrafted free agent May 1 . . . In 4 preseason games made 3 receptions for 70 yards, one TD . . . Waived Aug. 31 and joined practice squad Sept. 1 . . . Moved to active roster Nov. 14 after injuries to Dwight Stone and Jeff Graham . . . In first NFL games made 3 catches for 39 yards vs. Detroit (11/15), converting 3rd-and-9, 3rd-and-6 and 3rd-and-9 plays into first downs . . . Played vs. Indianapolis (11/22) before returning to practice squad Dec. 2 for rest of season . . . **COLLEGE:** Led team in receiving 3 times, finishing with 239 receptions for 3,535 yards, 21 TDs, all school records . . . As senior led NCAA Div. I-AA with avg. of 123.09 receiving yards/game, making 88 catches for 1,354 yards, 8 TDs . . . Had 78 receptions as junior for 1,153 yards, 10 TDs . . . Began career as QB before moving to WR . . . Majored in sociology . . . **PERSONAL:** Single . . . Lives in Syracuse, N.Y., where he was all-state QB for Henninger High . . . Full name: Mark Vincent Didio.

MIKE FINN DE 6-4 300 Arkansas-Pine Bluff
PRO: Re-signed last March 24 . . . Joined Steelers as free agent June 24, 1992 and spent season on practice squad . . . In 1991 signed as undrafted rookie with Green Bay Packers, was waived prior to season . . . Played 1991 WL season for Montreal Machine, making 10 tackles, 3 sacks, 2 forced fumbles . . . **COLLEGE:** Made 16-1/2 sacks as senior, 23-1/2 in career . . . Transferred in 1985 from Texas . . . Majored in history . . . **PERSONAL:** Married (Sheila) . . . Lives in Grand Prairie, Tex. . . Attended Liberty Eylau High in Texarkana, Tex. . . Born Sept. 26, 1967 in Texarkana . . . Full name: Edwin Michael Finn.

DAVID HARGETT DB 6-1 200 Georgia
PRO: Re-signed last March 3 . . . Spent 1992 training camp with Steelers after signing as undrafted rookie April 1, was waived Aug. 25 after playing in first 2 preseason games . . . **COLLEGE:** Played just 2 full seasons, missing most of 1989-90 with broken leg . . . Had 3 interceptions as senior . . . Made 11 starts as sophomore, 6 as junior . . . Graduated with degree in economics . . . **PERSONAL:** Single . . . Lives in native Valdosta, Ga., where he attended Lowndes High . . . Named area DB of year and first team all-state . . . Born Dec. 2, 1968 in Valdosta, Ga. . . Full name: David Jerome Hargett.

DARRICK OWENS WR 6-2 216 Mississippi
PRO: Re-signed March 4 of this year . . . Played in 3 games for Steelers in 1992 after signing as undrafted free agent . . . Waived Aug. 31 and re-signed Sept. 1 replacing injured Stan Smagala . . . Played in first 3 games before being waived Oct. 5 when Yancey Thigpen was signed . . . Returned for 2-week stint on practice squad Nov. 16 to Dec. 2 . . . **COLLEGE:** Led team in receiving last 2 years after transfer from N.E. Oklahoma J.C. . . . As senior made 23 catches for 329 yards, one TD after getting 18 for 305 yards, 2 TDs as junior . . . In 2 seasons of junior college had 45 receptions for 900 yards to earn JUCO All-America honors . . . Majored in public administration . . . **PERSONAL:** Single . . . Lives in Tallahassee, Fla., where he attended Florida High . . . Had 164 receptions for more than 3,000 yards to rank 3rd in school history . . . Full name: Darrick Alfred Owens.

RICKIE SHAW OT 6-4 295 North Carolina
PRO: Signed as free agent last April 29 . . . Signed by CFL Hamilton Tiger-Cats in 1992, was waived prior to season . . . **COLLEGE:** Played OT last 2 seasons after being DT previous 2 . . . As sophomore DT made 52 tackles with 3 starts . . . Majored in sociology . . . **PERSONAL:** As OT and DT led Whiteville (N.C.) High to 15-0 record and state title as senior . . . Earned all-state, All-East and all-conference honors . . . Won 3 letters in track, 1 in basketball . . . Born Dec. 26, 1969 in Whiteville, N.C. . . Full name: Rickie Levern Shaw.

(continued on page 93)

STEELERS FREE-AGENT ROOKIES

REGGIE BARNES LB 6-1 232 OKLAHOMA
 As senior, made 46 tackles, 7 sacks, 2 FF, 1 FR in 9 starts to earn 2nd team All-Big Eight honors . . . First team All-Big Eight as junior with 73 tackles, 9 sacks . . . As sophomore, moved from OLB to DE, making 43 tackles, 1 sack after getting 33 tackles, 1 sack as freshman . . . Graduated in May of this year with degree in organizational communications . . . **PERSONAL:** Attended South Grand Prairie (Tex.) High . . . Born Oct. 23, 1969 in Arlington, Tex. . . . Full name: Reginald Keith Barnes.

RANDY CUTHBERT RB 6-2 223 DUKE
 Completed career with 2,771 yards, 20 TDs, on 577 carries . . . Team captain, named 2nd team All-ACC as senior ranking 4th in ACC with 1,031 yards, 6 TDs, on 227 carries . . . Also ranked 27th in nation (93.7 yds./game), 3rd in ACC all-purpose yards with 1,376 . . . Played in just 2 games in 1991 due to shoulder injury . . . As junior, led team with 595 yards, 4 TDs on 136 carries, adding 46 catches for 374 yards, 1 TD . . . Named first team All-ACC as sophomore with 1,023 yards, 10 TDs on 187 carries, 50 catches for 470 yards . . . Graduated with degree in electrical engineering . . . **PERSONAL:** Consensus All-America for Central Bucks West High in Doylestown, Pa., rushing for 600 yards, passing for 600, posting 40.0-yard punt avg. as senior as team extended win streak to 43 games . . . Born Jan. 16, 1970 in Lansdale, Pa. . . . Full name: Randy Alan Cuthbert.

BORIS GRAHAM LB 6-2 237 WEST VIRGINIA
 A 2-year starter at DE and team captain . . . As senior, started all 11 games, making 43 tackles, 5 sacks to rank 2nd on team, 1 FF . . . Made 51 tackles, 3 sacks, 2 FR as junior, 34 tackles with 3 sacks as sophomore . . . Majoring in communications . . . **PERSONAL:** Named all-county, all-conference, All-South Jersey for Pemberton (N.J.) High . . . Born Jan. 21, 1969 in Atlanta, Ga. . . . Full name: Boris Delander Graham.

MARTIN HOUSTON FB 5-9 233 ALABAMA
 Completed career with 1,042 yards on 235 carries with 5 TDs . . . Started 11 games as senior, rushing for 457 yards on 103 carries . . . As junior, rushed 35 times for 125 yards, 1 TD, as backup FB . . . Gained 221 yards, 1 TD on 44 carries as sophomore, 239 yards with 3 TDs on 53 runs as freshman . . . Graduated in July, 1992 with marketing degree, is in graduate school in human resource management . . . **PERSONAL:** Married (Cassandra) with son Xavier (7/5/91) and another child due in Oct. . . . Named state player of year as senior FB and LB for Cherokee County (Ala.) High . . . Rushed for 1,136 yards, 8 TDs in final season . . . Born April 18, 1970 in Centre, Ala. . . . Full name: Martin Jerome Houston.

TOBY LAWRENCE G 6-4 298 KANSAS STATE
 Made 30 career starts including last 10 as senior . . . Spent first 2 seasons at OT before switch to G . . . Started 10 games as a senior, 11 as junior, 4 as sophomore, 5 at LT as freshman . . . Majoring in education . . . **PERSONAL:** Attended Central High in native St. Joseph, Mo., earning 3 letters in football, 3 in baseball, 2 in basketball . . . Twice named all-city as OT and DT, was also PK, senior class president, member of student council . . . Born March 1, 1970 in St. Joseph, Mo.

GARY REID DL 6-2 274 CINCINNATI
 A 3-year starter including 2 at DT, last at NG . . . As senior, made 26 tackles, 2 sacks . . . Had 15 tackles with 1 sack in 5 starts as junior . . . Majoring in criminal justice . . . **PERSONAL:** As senior, had 114 tackles, 14 sacks for North Miami Beach (Fla.) High . . . Was 3-time district and region heavyweight wrestling champion . . . Born Jan. 13, 1970 in Jamaica.

TIM SAMEC C 6-2 290 VIRGINIA
(Pronounced SAM-eck) Started final 23 games of career at C . . . As junior, named to ACC all-academic team . . . Played in all but 4 games of career . . . In 1988 moved from DE to C . . . Majoring in health and physical education . . . **PERSONAL:** Married (Mary) . . . As senior at West Hazleton (Pa.) High, named MVP as OT and DT . . . Won 3 letters in wrestling, member of National Honor Society and student council . . . Born May 13, 1970 in Hazleton, Pa. . . . Full name: Timothy Michael Samec.

RICKY SUTTON DL 6-2 277 AUBURN
 A 3-year starter, finished with 39 tackles, 5 sacks, 1 FF, 1 FR as senior DE . . . As junior, made 46 tackles, 2 sacks, 3 FF in 7 starts . . . Made 52 tackles, 8 sacks as sophomore OLB . . . Graduated with degree in international business . . . **PERSONAL:** As senior at Tucker (Ga.) High, named all-state as OLB and FB, making 89 tackles, rushing for 455 yards, 12 TDs . . . Born April 27, 1971 in Atlanta, Ga. . . . Full name: Frederick DeWayne Sutton.

STEELERS 1993 TRAINING CAMP ROSTER

No.	Name	Pos.	Ht.	Wt.	Birthdate	NFL Exp.	College	Hometown	How Acquired	'92 Games/ Starts
1	ANDERSON, Gary	PK	5-11	178	7/16/59	12	Syracuse	Durban, South Africa	W(Bluff)-'82	16/0
43	EVERY, Steve	FB	6-2	226	8/18/66	1	Northern Michigan	Brookfield, Wisconsin	FA-'93	0/0
45	BARNES, Reggie	LB	6-1	232	10/23/69	R	Oklahoma	Grand Prairie, Texas	FA-'93	—
54	BROWN, Chad	LB	6-2	231	7/12/70	R	Colorado	Pasadena, California	D2-'93	—
85	CAMPBELL, Russ	TE	6-5	256	4/2/69	2	Kansas State	Wichita, Kansas	D7a-'92	7/0
56	CLARK, Greg	LB	6-0	219	3/5/65	6	Arizona State	Compton, California	UFA(Sea.)-'93	12/0
87	COOPER, Adrian	TE	6-5	263	4/27/68	3	Oklahoma	Denver, Colorado	D4b-'91	16/15
51	COOPER, Louis	LB	6-1	243	8/5/63	8	Western Carolina	Marion, South Carolina	FA-'93	—
28	CUTHBERT, Randy	RB	6-2	223	1/16/70	R	Duke	Chalfont, Pennsylvania	FA-'93	—
80	DAVENPORT, Charles	WR	6-3	216	11/22/68	2	North Carolina State	Fayetteville, North Carolina	D4-'92	15/1
64	DAVIDSON, Kenny	DE	6-5	288	8/17/67	4	Louisiana State	Shreveport, Louisiana	D2-'90	16/12
63	DAWSON, Dermontti	C	6-2	286	6/17/65	6	Kentucky	Lexington, Kentucky	D2-'88	16/16
8	DIDIO, Mark	WR	5-11	185	2/17/69	1	Connecticut	Syracuse, New York	FA-'92	2/0
66	EVANS, Donald	DE	6-2	282	3/14/64	6	Winston-Salem State	Raleigh, North Carolina	FA-'90	16/16
21	FIGURES, Deon	CB	6-0	192	1/10/70	R	Colorado	Compton, California	D1-'93	—
79	FINN, Mike	DL	6-4	300	9/26/67	1	Arkansas-Pine Bluff	Texarkana, Texas	FA-'92	0/0
29	FOSTER, Barry	RB	5-10	217	12/8/68	4	Arkansas	Duncanville, Texas	D5-'90	16/15
60	GAMMON, Kendall	C	6-4	286	10/23/68	2	Pittsburg State	Wichita, Kansas	D11-'92	16/0
46	GRAHAM, Boris	LB	6-2	237	1/21/69	R	West Virginia	Pemberton, New Jersey	FA-'93	—
81	GRAHAM, Jeff	WR	6-2	196	2/14/69	3	Ohio State	Dayton, Ohio	D2-'91	14/10
86	GREEN, Eric	TE	6-5	280	6/22/67	4	Liberty	Savannah, Georgia	D1-'90	7/5
91	GREENE, Kevin	LB	6-3	249	7/31/62	9	Auburn	Oxford, Alabama	UFA(Rams)-'93	16/16
22	GRIFFIN, Larry	S	6-0	202	1/11/63	7	North Carolina	Chesapeake, Virginia	FA-'87	14/2
49	HARGETT, David	S	6-1	200	12/2/68	1	Georgia	Valdosta, Georgia	FA-'93	0/0
77	HASELRIG, Carlton	G	6-1	290	1/22/66	4	Pittsburgh-Johnstown	Johnstown, Pennsylvania	D12-'89	16/16

8 HASTINGS, Andre	WR	6-0	185	11/7/70	R Georgia	Macon, Georgia	D3-'93	—
76d HENRY, Kevin	DE	6-4	269	10/23/68	R Mississippi State	Mound Bayou, Mississippi	D4-'93	—
53 HINKLE, Bryan	LB	6-2	228	6/4/59	13 Oregon	Silverdale, Washington	D6-'81	13/1
33 HOGE, Merrill	FB	6-2	230	1/26/65	7 Idaho State	Pocatello, Idaho	D10-'87	16/11
36 HOLLOWAY, Cornell	CB	5-10	185	1/30/66	4 Pittsburgh	Alliance, Ohio	FA-'93	7/0
35 HOUSTON, Martin	FB	5-10	233	4/18/70	R Alabama	Centre, Alabama	FA-'93	—
78 HOWE, Garry	NT	6-1	297	6/20/68	2 Colorado	Spencer, Iowa	FA-'91	11/2
65 JACKSON, John	OT	6-6	293	1/4/65	6 Eastern Kentucky	Cincinnati, Ohio	D10-'88	16/13
44 JOHNSON, D.J.	CB	6-0	183	7/14/66	5 Kentucky	Louisville, Kentucky	D7-'89	15/15
25 JONES, Gary	S	6-1	217	11/30/67	4 Texas A & M	Tyler, Texas	D9-'90	0/0
84 JORDEN, Tim	TE	6-3	239	10/30/66	4 Indiana	Middletown, Ohio	FA-'92	15/4
48 KEITH, Craig	TE	6-3	253	4/27/71	R Lenoir-Rhyne	Raleigh, North Carolina	D7b-'93	—
99 KIRKLAND, Levon	LB	6-1	255	2/17/69	2 Clemson	Lamar, South Carolina	D2-'92	16/0
37 LAKE, Carnell	SS	6-1	210	7/15/67	5 UCLA	Inglewood, California	D2-'89	16/16
62 LAWRENCE, Toby	OL	6-4	298	3/1/70	R Kansas State	St. Joseph, Missouri	FA-'93	—
83 LIPPS, Louis	WR	5-11	192	8/9/62	9 Southern Mississippi	Reserve, Louisiana	FA-'93	2/0
50 LITTLE, David	LB	6-1	249	1/3/59	13 Florida	Miami, Florida	D7-'81	16/12
95 LLOYD, Greg	LB	6-2	226	5/26/65	7 Fort Valley State	Fort Valley, Georgia	D6b-'87	16/16
67 LOVE, Duval	G	6-3	285	6/24/63	9 UCLA	Fountain Valley, California	PB(Rams)-'92	16/16
89 MILLS, Ernie	WR	5-11	191	10/28/68	3 Florida	Dunnellon, Florida	D3-'91	16/4
14 O'DONNELL, Neil	QB	6-3	226	7/3/66	4 Maryland	Madison, New Jersey	D3a-'90	12/12
55 OLSAVSKY, Jerry	LB	6-1	221	3/29/67	5 Pittsburgh	Youngstown, Ohio	D10-'89	7/0
7 OWENS, Darrick	WR	6-2	216	11/5/70	1 Mississippi	Tallahassee, Florida	FA-'93	3/0
68 PALELEI, Lonnie	G	6-3	322	10/15/70	R Nevada-Las Vegas	Nu'uuli, American Samoa	D5a-'93	—
39 PERRY, Darren	FS	5-11	194	12/29/68	2 Penn State	Deep Creek, Virginia	D8a-'92	16/10
97 REID, Gary	DL	6-2	274	1/13/70	R Cincinnati	Miami, Florida	FA-'93	—
3 ROYALS, Mark	P	6-5	212	6/22/64	4 Appalachian State	Mathews, Virginia	PB(T.B.)-'92	16/0
76o SAMEC, Tim	C	6-2	290	5/13/70	R Virginia	Hazleton, Pennsylvania	FA-'93	—
72 SEARCY, Leon	OT	6-3	304	12/21/69	2 Miami (Fla.)	Orlando, Florida	D1-'92	15/0
74 SHAW, Rickie	OT	6-4	295	12/26/69	1 North Carolina	Whiteville, North Carolina	FA-'93	—

24	SHELTON, Richard	DB	5-10	202	1/2/66	4 Liberty	Marietta, Georgia	FA-'91	16/3
2	SHEPHERD, Leslie	WR	5-11	185	11/3/69	1 Temple	Forestville, Maryland	FA-'93	0/0
61	SIMPSON, Tim	G/C	6-2	295	3/5/69	1 Illinois	Peoria, Illinois	FA-'93	0/0
40	SMAGALA, Stan	CB	5-10	180	4/6/68	4 Notre Dame	Burbank, Illinois	PB(Dal)-'92	0/0
69	SOLOMON, Ariel	C/G	6-5	288	7/16/68	3 Colorado	Boulder, Colorado	D10-'91	4/0
93	STEED, Joel	NT	6-2	294	2/17/69	2 Colorado	Denver, Colorado	D3-'92	11/4
20	STONE, Dwight	WR/RB	6-0	194	1/28/64	7 Middle Tennessee State	Floral, Alabama	FA-'87	15/13
11	STROM, Rick	QB	6-2	197	3/11/65	5 Georgia Tech	Pittsburgh, Pennsylvania	FA-'89	0/0
73	STRZELCZYK, Justin	OT	6-5	291	8/18/68	4 Maine	Seneca, New York	D11-'90	16/7
96	SUTTON, Ricky	DL	6-2	277	4/27/71	R Auburn	Tucker, Georgia	FA-'93	—
94	SZYMANSKI, Jim	DE	6-5	274	9/7/67	3 Michigan State	Sterling Heights, Michigan	FA-'93	0/0
82	THIGPEN, Yancey	WR	6-1	206	8/15/69	2 Winston-Salem State	Pinetops, North Carolina	FA-'92	12/0
34	THOMPSON, Leroy	RB	5-11	216	2/3/69	3 Penn State	Knoxville, Tennessee	D6-'91	15/2
18	TOMCZAK, Mike	QB	6-1	202	10/23/62	9 Ohio State	Calumet City, Illinois	UFA(Clev.)-'93	12/8
10	VAN PELT, Alex	QB	6-1	219	5/1/70	R Pittsburgh	San Antonio, Texas	D8-'93	—
71	VIAENE, David	OL	6-5	291	7/14/65	5 Minnesota-Duluth	Kaukauna, Wisconsin	FA-'93	1/0
23	WALKER, Sammy	CB	5-11	203	1/20/69	3 Texas Tech	McKinney, Texas	D4a-'91	16/4
92	WEBSTER, Elnardo	LB	6-2	243	12/23/69	2 Rutgers	Jersey City, New Jersey	D9-'92	3/0
41	WILCOTS, Solomon	S	5-11	204	10/3/64	7 Colorado	Riverside, California	FA-'92	16/0
98	WILLIAMS, Gerald	NT/DE	6-3	293	9/8/63	8 Auburn	Lanett, Alabama	D2-'86	10/10
42	WILLIAMS, Warren	RB	6-0	218	7/29/65	6 Miami (Fla.)	Fort Myers, Florida	D6-'88	16/0
9	WILLIAMS, Willie	CB	5-9	185	12/26/70	R Western Carolina	Columbia, South Carolina	D6-'93	—
57	WOODARD, Marc	LB	6-0	234	2/21/70	R Mississippi State	Kosciusko, Mississippi	D5b-'93	—
26	WOODSON, Rod	CB	6-0	200	3/10/65	7 Purdue	Fort Wayne, Indiana	D1-'87	16/16
38	WORLEY, Tim	RB	6-2	225	9/24/66	4 Georgia	Lumberton, North Carolina	D1a-'89	—
90	ZGONINA, Jeff	DT	6-1	282	5/24/70	R Purdue	Lake Grove, Illinois	D7a-'93	—

STEELERS 1993 TRAINING CAMP DEPTH CHART

OFFENSE

WR 81 Graham 80 Davenport 88 Didio 2 Shepherd (FA) 8 Hastings (D3)	LT 65 Jackson 73 Strzelczyk 62 Lawrence (FA)	LG 67 Love 61 Simpson (FA)	C 63 Dawson 69 Solomon 60 Gammon 76 Samec (FA)	RG 77 Haselring 68 Palelei (D5a)	RT 72 Searcy 71 Viaene (FA) 74 Shaw (FA)	TE 86 Green 87 A. Cooper 85 Campbell 84 Jorden 48 Keith (D7b)	WR 20 Stone 89 Mills 82 Thigpen 7 Owens (FA) 83 Lipps (FA)
--	--	---	---	---	--	---	--

RB 29 Foster 34 Thompson 38 Worley 28 Culhbert (FA)	QB 14 O'Donnell 18 Tomczak 11 Strom 10 Van Pelt (D8)	FB 33 Hoge 43 Avery (FA) 42 Wa. Williams 35 Houston (FA)
--	---	---

P 3 Royals	PK 1 Anderson
----------------------	-------------------------

DEFENSE

LOLB 91 Greene 53 Hinkle 46 B. Graham (FA)	LE 64 Davidson 94 Szymnaski (FA) 96 Sutton (FA)	LILB 50 Little 99 Kirkland 45 Barnes (FA)	NT 98 G. Williams 93 Steed 78 Howe 90 Zgonina (D7a) 97 Reid (FA)	RILB 55 Olavsky 56 Clark 54 Brown (D2)	RE 66 Evans 79 Finn 76 Henry (D4)	ROLB 95 Lloyd 51 L. Cooper (FA) 57 Woodard (D5b)
--	---	---	--	--	---	--

LCB 26 Woodson 40 Smagala 21 Figures (D1)	SS 37 Lake 24 Shelton 41 Wilcoits 49 Hargett (FA)	FS 39 Perry 22 Griffin 25 Jones	RCB 44 Johnson 23 Walker 36 Holloway (FA) 9 W. Williams (D6)
---	--	---	---

STEELERS 1992 RESULTS

PRESEASON (2-2)

Aug. 8	Steelers 33,	Philadelphia	35	L	(0-1)	43,121
Aug. 17	Steelers 0,	@ New Orleans	26	L	(0-2)	61,671
Aug. 23	Steelers 28,	@ Chicago	17	W	(1-2)	57,545
Aug. 29	Steelers 24,	New York Giants	3	W	(2-2)	48,102

REGULAR SEASON (11-5)

Sept. 6	Steelers 29,	@ Houston	24	W	(1-0)	63,713
Sept. 13	Steelers 27,	New York Jets	10	W	(2-0)	56,050
Sept. 20	Steelers 23,	@ San Diego	6	W	(3-0)	46,127
Sept. 27	Steelers 3,	@ Green Bay	17	L	(3-1)	58,724
Oct. 4	AFC Central	Bye				
Oct. 11	Steelers 9,	@ Cleveland	17	L	(3-2)	78,080
Oct. 19	Steelers 20,	Cincinnati	0	W	(4-2)	55,411
Oct. 25	Steelers 27,	@ Kansas City	3	W	(5-2)	76,175
Nov. 1	Steelers 21,	Houston	20	W	(6-2)	58,074
Nov. 8	Steelers 20,	@ Buffalo	28	L	(6-3)	80,294
Nov. 15	Steelers 17,	Detroit	14	W	(7-3)	52,242
Nov. 22	Steelers 30,	Indianapolis	14	W	(8-3)	51,101
Nov. 29	Steelers 21,	@ Cincinnati	9	W	(9-3)	54,253
Dec. 6	Steelers 20,	Seattle	14	W	(10-3)	47,015
Dec. 13	Steelers 6,	@ Chicago	30	L	(10-4)	52,904
Dec. 20	Steelers 3,	Minnesota	6	L	(10-5)	53,613
Dec. 27	Steelers 23,	Cleveland	13	W	(11-5)	53,776

Total Attendance: 937,552

Home Attendance: 427,282

Away Attendance: 510,270

Total Average: 58,597

Home Average: 53,410

Away Average: 63,784

POST SEASON (0-1)

Jan. 9	Steelers 3,	Buffalo	24	L	(0-1)	60,407
--------	-------------	---------	----	---	-------	--------

FINAL 1992 NFL STANDINGS AMERICAN FOOTBALL CONFERENCE

Central Division

	W	L	T	Pct.	Pts.	Opp.
Pittsburgh	11	5	0	.688	299	225
Houston	10	6	0	.625	352	258
Cleveland	7	9	0	.438	272	275
Cincinnati	5	11	0	.313	274	364

Eastern Division

Miami	11	5	0	.688	340	281
Buffalo	11	5	0	.688	381	283
Indianapolis	9	7	0	.563	216	302
New York Jets	4	12	0	.250	220	315
New England	2	14	0	.125	205	363

Western Division

San Diego	11	5	0	.688	335	241
Kansas City	10	6	0	.625	348	282
Denver	8	8	0	.500	262	329
Los Angeles Raiders	7	9	0	.438	249	281
Seattle	2	14	0	.125	140	312

NATIONAL FOOTBALL CONFERENCE

Central Division

Minnesota	11	5	0	.688	374	249
Green Bay	9	7	0	.563	276	296
Tampa Bay	5	11	0	.313	267	365
Chicago	5	11	0	.313	295	361
Detroit	5	11	0	.313	273	332

Eastern Division

Dallas	13	3	0	.813	409	243
Philadelphia	11	5	0	.688	354	245
Washington	9	7	0	.563	300	255
New York Giants	6	10	0	.375	306	367
Phoenix	4	12	0	.250	243	332

Western Division

San Francisco	14	2	0	.875	431	236
New Orleans	12	4	0	.750	330	202
Atlanta	6	10	0	.375	327	414
Los Angeles Rams	6	10	0	.375	313	383

1992 NFL POSTSEASON RESULTS

AFC PLAYOFFS

San Diego 17, Kansas City 0
Buffalo 41, Houston 38 (OT)
Buffalo 24, Pittsburgh 3
Miami 31, San Diego 0

AFC CHAMPIONSHIP

Buffalo 29, Miami 10

NFC PLAYOFFS

Washington 24, Minnesota 7
Philadelphia 36, New Orleans 20
San Francisco 20, Washington 13
Dallas 34, Philadelphia 10

NFC CHAMPIONSHIP

Dallas 30, San Francisco 20

SUPER BOWL XXVII

Dallas 52, Buffalo 17

STEELERS 1992 TEAM STATISTICS

Regular Season

Regular Season					Steelers	Opponents				
FIRST DOWNS					284	266				
Rushing					119	99				
Passing					143	146				
Penalty					22	21				
THIRD DOWN EFFICIENCY					34.6%	33.3%				
Attempts					211	195				
Successes					73	65				
NET TOTAL OFFENSE					4,906	4,658				
Ball Control Plays					989	949				
Average Gain Per Play					5.0	4.9				
Average Gain Per Game					306.6	291.1				
Percentage Total Yard Rushing					43.9%	39.5%				
Percentage Total Yard Passing					56.1%	60.5%				
NET YARDS RUSHING					2,156	1,841				
Rushing Plays					518	435				
Average Gain Per Rush					4.2	4.2				
Average Rushing Per Game					134.8	115.1				
Long Gain					69	44				
Touchdowns					13	6				
NET YARDS PASSING					2,750	2,817				
Attempts					431	478				
Completions					249	252				
Percentage Completed					57.8%	52.7%				
Touchdowns					15	15				
Percentage Touchdown Passes					3.5%	3.1%				
Interceptions					14	22				
Percentage Intercepted Passes					3.2%	4.6%				
QB Sacks Allowed					40	36				
Sack Yards Lost					296	248				
Gross Yards Passing					3,046	3,065				
Average Gain Per Passing Play					7.07	6.41				
Average Gain Per Passing Completion					12.2	12.2				
Average Passing Per Game					171.9	176.1				
Long Gain					51	81				
KICKOFF RETURNS					48	52				
Yards Returned					847	1,052				
Average Yards Per Return					17.6	20.2				
Long Gain					33	48				
Touchdowns					0	0				
PUNT RETURNS					32	39				
Fair Catches					13	7				
Yards Returned					364	308				
Average Yards Per Return					11.4	7.9				
Long Gain					80t	36				
Touchdowns					1	0				
INTERCEPTIONS					22	14				
Yards Returned					384	235				
Average Yards Per Return					17.5	16.8				
Long Gain					65t	77t				
Touchdowns					1	1				
PUNTS					74	74				
Yards Punted					3,119	3,107				
Average Yards Per Punt					42.1	42.0				
Touchbacks					9	10				
Inside the 20					22	12				
Long					58	84				
Blocked					1	1				
Net Punting Average					35.6	34.4				
PENALTIES					106	104				
Yards Penalized					941	814				
Average Yards Per Penalty					8.9	7.8				
FUMBLES					28	34				
Lost					18	21				
Own Recovered					10	13				
Opponents' Recovered for Touchdowns					1	2				
TOTAL POINTS					299	225				
Average Per Game					18.7	14.1				
TOTAL TOUCHDOWNS					31	24				
Rushing					13	6				
Passing					15	15				
Interception Returns					1	1				
Fumble Returns					1	2				
Kickoff Returns					0	0				
Punt Returns					1	0				
Blocked Punts/Field Goals					0	0				
SAFETIES					0	0				
EXTRA POINTS/ATTEMPTS					29/31	24/24				
FIELD GOALS/ATTEMPTS					28/36	19/28				
Field Goal Percentage					77.8%	67.9%				
SCORING BY QUARTERS										
					1	2	3	4	OT	Total
STEELERS					58	90	51	100	0	299
Opponents					33	86	56	50	0	225

STEELERS 1992 INDIVIDUAL STATISTICS

Regular Season

PASSING	*G-S	Att.	Comp.	Yards	Pct.	TD	Int.	Long	Sacks-Lost	Rating
Neil O'Donnell	12-12	313	185	2283	59.1	13	9	51	27-208	83.6
Bubby Brister	6-4	116	63	719	54.3	2	5	42	13- 88	61.0
Barry Foster		1	0	0	0.0	0	0	0	0- 0	39.6
Mark Royals		1	1	44	100.0	0	0	44	0- 0	118.8
STEELERS		431	249	3046	57.8	15	14	51	40-296	77.7
OPPONENTS		478	252	3065	52.7	15	22	81	36-248	64.0

*Games Played-Started

RUSHING	Att.	Yards	Avg.	LG	TD
Barry Foster	390	1690	4.3	69	11
Leroy Thompson	35	157	4.5	25	1
Merril Hoge	41	150	3.7	15	0
Dwight Stone	12	118	9.8	30	0
Ernie Mills	1	20	20.0	20	0
Bubby Brister	10	16	1.6	8	0
Neil O'Donnell	27	5	0.2	9	1
Warren Williams	2	0	0.0	2	0
STEELERS	518	2156	4.2	69	13
OPPONENTS	435	1841	4.2	44	6

RECEIVING	No.	Yards	Avg.	LG	TD
Jeff Graham	49	711	14.5	51	1
Barry Foster	36	344	9.6	42	0
Dwight Stone	34	501	14.7	49	3
Ernie Mills	30	383	12.8	22	3
Merril Hoge	28	231	8.3	20	1
Leroy Thompson	22	278	12.6	29	0
Adrian Cooper	16	197	12.3	27	3
Eric Green	14	152	10.9	24	2
Charles Davenport	9	136	15.1	31	0
Tim Jorden	6	28	4.7	8	2
Mark Didio	3	39	13.0	18	0
Warren Williams	1	44	44.0	44	0
Yancey Thigpen	1	2	2.0	2	0
STEELERS	249	3046	12.2	51	15
OPPONENTS	252	3065	12.2	81	15

INTERCEPTIONS	No.	Yards	Avg.	LG	TD
Darren Perry	6	69	11.5	34	0
D.J. Johnson	5	67	13.4	35	0
Rod Woodson	4	90	22.5	57	0
Larry Griffin	3	98	32.7	65†	1
David Little	2	6	3.0	6	0
Greg Lloyd	1	35	35.0	35	0
Jerrold Williams	1	4	4.0	4	0
Richard Shelton	0	15	—	15	0
STEELERS	22	384	17.5	65†	1
OPPONENTS	14	235	16.8	77†	1

KICKOFF RETURNS	No.	Yards	Avg.	LG	TD
Rod Woodson	25	469	18.8	32	0
Dwight Stone	12	219	18.3	28	0
Leroy Thompson	2	51	25.5	33	0
Yancey Thigpen	2	44	22.0	29	0
Merril Hoge	2	28	14.0	17	0
Albert Bentley	1	17	17.0	17	0
Ernie Mills	1	11	11.0	11	0
Adrian Cooper	1	8	8.0	8	0
Russ Campbell	1	0	0.0	0	0
Warren Williams	1	0	0.0	0	0
STEELERS	48	847	17.6	33	0
OPPONENTS	52	1052	20.2	48	0

PUNT RETURNS	No.	FC	Yards	Avg.	LG	TD
Rod Woodson	32	13	364	11.4	80†	1
STEELERS	32	13	364	11.4	80†	1
OPPONENTS	39	7	308	7.9	36	0

PUNTING	No.	Yards	Avg.	Net	TB	In 20	LG	Blk.
Mark Royals	73	3119	42.7	35.6	9	22	58	1
STEELERS	74	3119	42.1	35.6	9	22	58	1
OPPONENTS	74	3107	42.0	34.4	10	12	84	1

FIELD GOALS	1-19	20-29	30-39	40-49	50+
Gary Anderson	0/0	12/13	12/15	4/6	0/2
STEELERS	0/0	12/13	12/15	4/6	0/2
OPPONENTS	1/1	5/7	8/11	3/7	2/2

SCORING	TDR	TDP	TDRt	PAT	FG	S	PTS
Gary Anderson	0	0	0	29/31	28/36	0	113
Barry Foster	11	0	0	0	0	0	66
Adrian Cooper	0	3	0	0	0	0	18
Ernie Mills	0	3	0	0	0	0	18
Dwight Stone	0	3	0	0	0	0	18
Eric Green	0	2	0	0	0	0	12
Tim Jordan	0	2	0	0	0	0	12
Charles Davenport	0	0	1	0	0	0	6
Jeff Graham	0	1	0	0	0	0	6
Larry Griffin	0	0	1	0	0	0	6
Merril Hoge	0	1	0	0	0	0	6
Neil O'Donnell	1	0	0	0	0	0	6
Leroy Thompson	1	0	0	0	0	0	6
Rod Woodson	0	0	1	0	0	0	6
STEELERS	13	15	3	29/31	28/36	0	299
OPPONENTS	6	15	3	24/24	19/28	0	225

DEFENSIVE TACKLES

Player	Solo	Asst.	Total	SACKS (Yds)	INT. (Yds)	Pass Def.	Pass Blk.	Fum. For.	Fum. Rec.
Hardy Nickerson	68	46	114	2.0-7		5	2		2
Rod Woodson	85	15	100	6.0-40	4-90	17	1	4	1
Greg Lloyd	66	30	96	6.5-51	1-35	6	2	5	3
Jerrold Williams	55	41	96	4.5-34	1-4	7	2	3	2
Donald Evans	40	48	88	3.0-22		5	4	1	2
Carnell Lake	66	19	85	2.0-18		7		2	2
David Little	50	27	77	3.0-16	2-6	3		2	
Darren Perry	43	18	61		6-69	11			1
D.J. Johnson	51	5	56		5-67	21		1	2
Gerald Williams	26	17	43	3.0-22		4	3	1	
Sammy Walker	37	0	37			8		2	1
Aaron Jones	19	14	33	2.0-12		2	1		1
Kenny Davidson	18	15	33	2.0-17		1	1		
Richard Shelton	21	6	27		0-15	6	1	1	1
Larry Griffin	20	6	26		3-98*	6			
Garry Howe	11	13	24	2.0-13		2	2		
Bryan Hinkle	11	3	14			1			
Joel Steed	6	2	8						
Solomon Wilcotts	5	2	7						
Levon Kirkland	1	4	5			1	1		
Jerry Olsavsky	1	2	3						

SPECIAL TEAMS TACKLES

Player	Solo	Asst.	Total	Blk. FG	Blk. Punt	Fum. For.	Fum. Rec.
Warren Williams	14	1	15		1		
Charles Davenport	12	0	12				1*
Levon Kirkland	9	1	10				
Ernie Mills	7	3	10				
Darryl Ford	4	2	6				
Larry Griffin	5	0	5				
Solomon Wilcotts	5	0	5				
Jerry Olsavsky	4	1	5			1	
Yancey Thigpen	4	1	5				
Bryan Hinkle	3	1	4				
Sammy Walker	3	1	4				
Richard Shelton	2	2	4			1	1
Tim Jordan	3	0	3				
Darren Perry	2	0	2				
Leroy Thompson	2	0	2				
Elnardo Webster	2	0	2				
Kendall Gammon	1	1	2				
Alan Haller	1	0	1				
David Little	1	0	1				
Mark Royals	1	0	1				
Jerrold Williams	1	0	1				
Rod Woodson	0	0	0	1			

* = TD on return

STEELERS' FINAL 1992 TEAM RANKINGS

OFFENSE				DEFENSE		
overall	rushing	passing		overall	vs. rush	vs. pass
9	4	21	in NFL	13	17t	8
5	2	9	in AFC	8	8	4

STEELERS 1992 POSTSEASON STATISTICS

Team	Steelers	Opponent				
FIRST DOWNS	18	19				
Rushing	7	7				
Passing	10	11				
Penalty	1	1				
THIRD DOWN MADE/ATT.	6/12	8/14				
FOURTH DOWN MADE/ATT.	0/2	0/1				
NET TOTAL OFFENSE	240	325				
Total Plays	63	63				
Average Per Play	3.8	5.2				
NET YARDS RUSHING	129	169				
Total Rushes	27	39				
NET YARDS PASSING	111	156				
Sacked-Yards Lost	7-52	1-4				
Gross Yards	163	160				
Att./Completions	29/15	23/16				
Completion Pct.	51.7	69.6				
Had Intercepted	2	0				
PUNTS—AVERAGE	3-37.3	4-42.3				
Net Punting Avg.	3-30.7	4-38.8				
PENALTIES—YARDS	2-23	4-33				
FUMBLES—BALL LOST	4-1	0-0				
TOTAL TOUCHDOWNS	0	3				
Rushing	0	1				
Passing	0	2				
Returns	0	0				
SCORING BY QUARTERS	1	2	3	4	OT	Total
STEELERS	3	0	0	0	0	3
Opponents	0	7	7	10	0	24

Individual

	Att.	Comp.	Yards	Pct.	TD	Int.	LG	Sacks-Lost	Rating
PASSING									
Neil O'Donnell	29	15	163	51.7	0	2	24	7-52	39.9
STEELERS TOTAL	29	15	163	51.7	0	2	24	7-52	39.9
Opponents Total	23	16	160	69.6	2	0	23	1-4	118.0
RUSHING			Att.		Yards		Avg.	LG	TD
Barry Foster			20		104		5.2	16	0
Neil O'Donnell			4		26		6.5	17	0
Leroy Thompson			1		3		3.0	3	0
Mark Royals			1		0		0.0	0	0
Dwight Stone			1		-4		-4.0	-4	0
STEELERS TOTAL			27		129		4.8	17	0
Opponents Total			39		169		4.3	41	1
RECEIVING			No.		Yards		Avg.	LG	TD
Ernie Mills			8		93		11.6	20	0
Charles Davenport			3		54		18.0	24	0
Barry Foster			3		7		2.3	11	0
Dwight Stone			1		9		9.0	9	0
STEELERS TOTAL			15		163		10.9	24	0
Opponents Total			16		160		10.0	23	2
INTERCEPTIONS			No.		Yards		Avg.	LG	TD
STEELERS TOTAL			0		0		—	—	0
Opponents Total			2		1		0.5	1	0
KICKOFF RETURNS			No.		Yards		Avg.	LG	TD
Dwight Stone			3		65		21.7	26	0
Leroy Thompson			1		20		20.0	20	0
Yancey Thigpen			1		14		14.0	14	0
STEELERS TOTAL			5		99		19.8	26	0
Opponents Total			2		42		21.0	24	0
PUNT RETURNS		No.	FC		Yards		Avg.	LG	TD
Rod Woodson		2	0		14		7.0	14	0
Yancey Thigpen		0	1		0		—	—	0
STEELERS TOTAL		2	1		14		7.0	14	0
Opponents Total		0	1		0		—	—	0
PUNTING		No.	Yards	Avg.	Net	TB	In 20	LG	Blk.
Mark Royals		3	112	37.3	30.7	1	2	44	0
STEELERS TOTAL		3	112	37.3	30.7	1	2	44	0
Opponents Total		4	169	42.3	38.8	0	0	48	0
FIELD GOALS			1-19	20-29	30-39	40-49	50 +		
Gary Anderson			0/0	0/0	1/1	0/0	0/0		
STEELERS TOTAL			0/0	0/0	1/1	0/0	0/0		
Opponents Total			0/0	0/0	0/0	1/1	0/0		

SCORING	TDR	TDP	TDRt	PAT	FG	S	TP
Gary Anderson	0	0	0	0/0	1/1	0	3
STEELERS TOTAL	0	0	0	0/0	1/1	0	3
Opponents Total	1	2	0	3/3	1/1	0	24

DEFENSIVE TACKLES

	Solo	Asst.	Total	Sacks (Yds)	Int. (Yds)	Pass Def.	Fum. For.	Fum. Rec.	Blk FG
Richard Shelton	6	2	8			1			
Jerrold Williams	6	2	8						
Hardy Nickerson	6	1	7			1			
Gerald Williams	4	2	6						
D.J. Johnson	5	0	5			1			
Greg Lloyd	3	2	5						
Carnell Lake	4	0	4	1-4					
Donald Evans	3	1	4						
David Little	2	2	4						
Larry Griffin	3	0	3						
Darren Perry	2	1	3						
Aaron Jones	2	0	2						
Bryan Hinkle	1	0	1						
Sammy Walker	1	0	1						
Rod Woodson	1	0	1						

SPECIAL TEAMS TACKLES

	Solo	Asst.	Total	Blk. FG	Blk. Punt	Fum. For.	Fum. Rec.
Larry Griffin	1	0	1				
Richard Shelton	1	0	1				
Warren Williams	0	0	0				1

STEELERS TEAM RECORDS BROKEN OR TIED IN 1992

- Most wins by a first-year head coach (previous record 6 by Buddy Parker, 1957) — 11 by **BILL COWHER**.
- Most single season rushing yards (previous record 1,246 by Franco Harris, 1975) — 1,690 by **BARRY FOSTER**.
- Most single season total yards from scrimmage (previous record 1,477 by Franco Harris, 1979) — 2,034 by **BARRY FOSTER**.
- Most single season rushing attempts (previous record 310 by Franco Harris, 1978) — 390 by **BARRY FOSTER**.
- Most single season 100-yard rushing games (previous record 7 by Franco Harris, 1972) — 12 by **BARRY FOSTER**, which tied NFL record set by Eric Dickerson in 1984.
- Fewest games to reach 1,000 rushing yards (previous record 12 by John Henry Johnson, 1962; Franco Harris, 1975 & 1977) — 10 by **BARRY FOSTER**.
- Highest single season pass completion percentage (previous record 57.7% by Terry Bradshaw, 1975) — 59.1% by **NEIL O'DONNELL**.
- Highest career pass completion percentage (previous record 52.4% by Bobby Brister) — 56.9% by **NEIL O'DONNELL**.
- Highest career passer rating (previous record 71.1 by Terry Bradshaw) — 81.1 by **NEIL O'DONNELL**.
- Most single game sacks, team (previous record 9 vs. Cincinnati, 10-10-83) — 10 vs. Cincinnati, 11-29-92.

(STEELERS FIRST-YEAR PLAYERS continued from page 82)

LESLIE SHEPHERD WR 5-11 185 Temple
PRO: Signed last March 17 . . . Spent 1992 training camp with Tampa Bay Buccaneers as undrafted rookie, waived prior to season . . . **COLLEGE:** Made 45 receptions for 629 yards, 5 TDs in career and doubled a KR threat . . . Led team as senior with 26 catches for 436 yards, 4 TDs . . . Majored in business management . . . **PERSONAL:** Single . . . Lives in Washington, D.C. . . . Attended Forestville (Md.) High . . . Rated top WR in nation by Parade and earned all-metro, all-state and all-county honors . . . Born Nov. 3, 1969 in Washington, D.C. . . . Full name: Leslie Glenard Shepherd.

TIM SIMPSON G/C 6-2 295 Illinois
PRO: Signed last March 16 . . . Drafted on 12th round by Cleveland Browns in 1992, was waived prior to season . . . Was 229th player drafted overall . . . **COLLEGE:** Started every game of career at G for school-record streak of 48 games . . . Named All-America by Kodak as well as All-Big Ten . . . An honors student, graduated in 1991 with business administration/marketing degree . . . **PERSONAL:** Married (Lori) with son Austin (6/15/91) and daughter Megan (3/6/93) . . . Lives in Morton, Ill. . . . Attended East Peoria (Ill.) Community High, where he was all-state in football and an All-America wrestler with 179-4 record including 150 pins . . . Born March 5, 1969 in Peoria, Ill.

STEELERS 1992 REVIEW

STEELERS 29, HOUSTON 24

September 6 at Houston, 63,713

A fake punt which resulted in a 44-yard Mark Royals to Warren Williams pass to the Houston one-yard line sparked the Steelers to their first regular season win at The Astrodome in four years after Houston had taken an early 14-0 lead. Five Pittsburgh interceptions of Warren Moon thwarted Oilers scoring chances and set up 17 points for the Steelers. Rod Woodson and Larry Griffin each had two interceptions and Donald Evans batted down two passes, while Moon threw for 330 yards. Houston had a 24-16 lead at halftime, but the Steelers shut the Oilers out in the second half while scoring 13 points on two short field goals from Gary Anderson and a nine-yard pass from Neil O'Donnell to Adrian Cooper. The winning touchdown was set up by Woodson's endzone interception and a 57-yard return to the Houston 43 early in the fourth quarter. From there, Barry Foster ran for 19 yards on first down and an O'Donnell to Jeff Graham pass converted a third-and-nine to the Houston nine. On their final drive the Oilers marched to the Pittsburgh 14 but Griffin intercepted at the four and the Steelers ran out the final two minutes.

STEELERS	7	9	6	7	29
Houston	14	10	0	0	24

Hou. — Meads 15-yard fumble return (DelGreco)	8:06	
Hou. — Givins 11-yard pass from Moon (DelGreco)	5:25	(2-26)
Pitt. — Foster 1-yard run (Anderson)	1:08	(7-80)
Pitt. — Anderson 30-yard field goal	13:09	(4-8)
Hou. — DelGreco 36-yard field goal	10:21	(6-62)
Pitt. — Graham 20-yard pass from O'Donnell (kick blocked)	1:16	(5-34)
Hou. — Givins 8-yard pass from Moon (DelGreco)	:12	(9-83)
Pitt. — Anderson 25-yard field goal	8:48	(10-67)
Pitt. — Anderson 37-yard field goal	1:26	(6-46)
Pitt. — Cooper 9-yard pass from O'Donnell (Anderson)	8:06	(5-43)

TEAM STATISTICS

	Steelers	Oilers
First Downs — Rush. — Pass. — Pen.	19 (7-10-2)	23 (4-18-1)
Third & Fourth Down Efficiency	3-13 (23%)	3-9 (33%)
Net Off. Ydg. — Plays — Avg.	381-61-6.2	434-59-7.4
Rush. Ydg. — Atts. — Avg.	136-34-4.0	104-14-7.4
Net Pass. Ydg. — Yds. Lost Att.	245 (3-22)	330 (0-0)
Passes — Comp. — Int.	24-15-0 (63%)	45-29-5 (64%)
Punt & Kickoff Return Yardage	77	112
Punts — No. — Avg.	2-51.0	2-48.5
Fumbles — No. — Lost	2-2	0-0
Penalties — No. — Yards	7-69	7-61
Time of Possession	32:41	27:19

INDIVIDUAL STATISTICS

Rushing — Steelers — Foster 26-107 (1 TD), Stone 2-26, Hoge 3-8, O'Donnell 3-(-5). Oilers — White 13-100, Givins 1-4.

Passing — Steelers — O'Donnell 23-14 (61%) — 223, 2 TDs, Royals 1-1 (100%) — 44. Oilers — Moon 45-29 (64%) — 330, 2 TDs, 5 Ints.

Receiving — Steelers — Graham 7-89 (1 TD), Stone 2-80, Foster 2-26, Hoge 2-19, W. Williams 1-44, Cooper 1-9 (1 TD). Oilers — Duncan 8-98, Jeffries 7-117, Harris 7-49, Givins 4-42 (2 TDs), White 3-24.

Kickoff Returns — Steelers — Stone 4-71. Oilers — Harris 2-47, Lewis 2-43.

Punt Returns — Steelers — Woodson 1-6. Oilers — Harris 2-22.

Interceptions — Steelers — Woodson 2-73, Griffin 2-33, Perry 1-34. Oilers — None.

Sacks — Steelers — None. Oilers — Childress 2-13, Lathon 1-9.

STEELERS 27, NEW YORK JETS 10

September 13 at Pittsburgh, 56,050

Barry Foster gained 190 of the Steelers' 215 rushing yards and scored on 23- and 54-yard runs despite losing three fumbles as the Steelers won their home opener under Bill Cowher. In a game that featured 12 turnovers, the Steelers used their seven takeaways to set up 20 points while the defense recorded a second-half shutout for the second week in a row. Despite losing three offensive tackles to injuries, the offense pounded out 370 yards on 45

runs and just 22 pass attempts. Foster's 33 carries and 190 yards were the third-highest single game figures in team history and he scored two touchdowns for the first time in his career. D.J. Johnson made two interceptions while Larry Griffin got his third and Darren Perry his second of the young season. Jeff Graham gained 146 yards on six receptions including a 51-yard Hail Mary pass at the end of the first half which set up Gary Anderson's 28-yard field goal for a 10-10 halftime tie. Griffin and the Jets' Mike Brim each scored on an interception return with Brim's covering 77 yards in the second quarter and Griffin's covering 65 yards with 3:40 left in the game.

New York	3	7	0	0	10
STEELERS	0	10	0	17	27

N.Y.J. — Staurovsky 32-yard field goal	5:41	(4-2)
Pitt. — Foster 23-yard run (Anderson)	13:04	(7-58)
N.Y.J. — Brim 77-yard interception return (Staurovsky)	7:46	
Pitt. — Anderson 28-yard field goal	15:00	(2-51)
Pitt. — Foster 54-yard run (Anderson)	14:05	(6-84)
Pitt. — Anderson 35-yard field goal	5:44	(12-42)
Pitt. — Griffin 65-yard interception return (Anderson)	3:40	

TEAM STATISTICS

	Jets	Steelers
First Downs—Rush.—Pass.—Pen.	12 (6-6-0)	17 (10-7-0)
Third & Fourth Down Efficiency	3-12 (25%)	6-18 (33%)
Net Off. Ydg.—Plays—Avg.	239-56-4.3	370-72-5.1
Rush. Ydg.—Atts.—Avg.	110-22-5.0	215-45-4.8
Net Pass. Ydg.—Yds. Lost Att.	129 (1-5)	155 (5-30)
Passes—Comp.—Int.	33-10-4 (30%)	22-11-2 (50%)
Punt & Kickoff Return Yardage	113	41
Punts—No.—Avg.	5-38.4	5-35.6
Fumbles—No.—Lost	3-3	3-3
Penalties—No.—Yards	7-52	3-20
Time of Possession	22:42	37:18

INDIVIDUAL STATISTICS

Rushing—Jets—Thomas 10-49, Baxter 6-43, McNeil 4-28, Nagle 2-(-10). Steelers—Foster 33-190 (2 TDs), Hoge 8-29, Thompson 1-1, O'Donnell 3-(-5).

Passing—Jets—Nagle 29-9 (31%)—117, 1 Int., O'Brien 4-1 (25%)—17, 3 Ints. Steelers—O'Donnell 22-11 (50%)—185, 2 Ints.

Receiving—Jets—Moore 3-50, Burkett 3-32, Toon 2-31, McNeil 2-21. Steelers—Graham 6-146, Hoge 2-13, Cooper 1-14, Mills 1-12, Foster 1-0.

Kickoff Returns—Jets—McMillan 4-103. Steelers—Stone 2-35.

Punt Returns—Jets—Carpenter 2-10. Steelers—Woodson 1-6.

Interceptions—Jets—Brim 1-77 (1 TD), Price 1-0. Steelers—Johnson 2-35, Griffin 1-65 (1 TD), Perry 1-0.

Sacks—Jets—Washington 2-14, Lageman 1-9, Houston 1-6, Clifton 1-1. Steelers—Woodson 1-5.

STEELERS 23, SAN DIEGO 6

September 20 at San Diego, 46,127

Scoring 16 fourth-quarter points and shutting out their opponent in the second half for the third straight week, the Steelers went to 3-0 for the first time since 1982. Managing just 67 rushing yards, the offense went to an efficient passing game as Neil O'Donnell completed 70.8% of his passes for 215 yards with touchdowns to Adrian Cooper and Dwight Stone. Cooper's 24-yard catch in the second quarter gave the Steelers their first halftime lead of the year before three interceptions by linebackers in the second half helped hold San Diego to just 100 total yards. Dwight Stone's touchdown at the start of the fourth quarter capped a 12-play, 80-yard drive after the Chargers missed a short field goal try. David Little's interception set up a one-yard touchdown run by O'Donnell and a 46-yard punt return by Rod Woodson to the San Diego 16 set up Gary Anderson's 42-yard field goal which capped the scoring and moved Anderson to 18th in NFL history with 1,035 points, passing Bruce Gossett.

STEELERS	0	7	0	16	23
San Diego	3	3	0	0	6

S.D.—Carney 24-yard field goal	6:52	(13-71)
Pitt.—Cooper 24-yard pass from O'Donnell (Anderson)	10:03	(4-80)
S.D.—Carney 43-yard field goal	1:18	(8-55)
Pitt.—Stone 6-yard pass from O'Donnell (kick failed)	14:14	(12-80)
Pitt.—O'Donnell 1-yard run (Anderson)	10:53	(5-18)
Pitt.—Anderson 42-yard field goal	5:45	(4--9)

TEAM STATISTICS

	Steelers	Chargers
First Downs—Rush.—Pass.—Pen.	15 (6-7-2)	16 (6-7-3)
Third & Fourth Down Efficiency	5-13 (38%)	5-17 (29%)
Net Off. Ydg.—Plays—Avg.	272-58-4.7	330-61-5.4
Rush. Ydg.—Atts.—Avg.	67-33-2.0	109-24-4.5
Net Pass. Ydg.—Yds. Lost Att.	205 (1-10)	221 (1-8)
Passes—Comp.—Int.	24-17-1 (71%)	36-16-3 (44%)
Punt & Kickoff Return Yardage	85	174
Punts—No.—Avg.	6-36.7	6-44.7
Fumbles—No.—Lost	2-2	0-0
Penalties—No.—Yards	9-57	10-95
Time of Possession	32:56	27:04

INDIVIDUAL STATISTICS

Rushing—Steelers—Foster 21-36, Hoge 8-34, O'Donnell 4-(-3) (1 TD).
Chargers—Bernstine 11-65, Butts 9-23, Harmon 3-17, Humphries 1-4.

Passing—Steelers—O'Donnell 24-17 (71%)—215, 2 TDs, 1 Int.
Chargers—Humphries 29-13 (45%)—151, 2 Ints., Gagliano 7-3 (43%)—78, 1 Int.

Receiving—Steelers—Stone 5-69 (1 TD), Graham 3-67, Cooper 3-36 (1 TD), Hoge 3-23, Mills 1-14, Thompson 1-7, Foster 1-(-1).
Chargers—Jefferson 4-45, Harmon 3-77, Lewis 3-36, Walker 3-15, Miller 2-49, Bernstine 1-7.

Kickoff Returns—Steelers—Stone 1-19, Hoge 1-17. Chargers—Bieniemy 4-96, Harmon 1-30.

Punt Returns—Steelers—Woodson 2-49, Chargers—Bieniemy 4-48.

Interceptions—Steelers—Lloyd 1-35, Little 1-6, J. Williams 1-4.
Chargers—Frank 1-4.

Sacks—Steelers—A. Jones 1-8. Chargers—O'Neal 1-10.

GREEN BAY 17, STEELERS 3

September 27 at Green Bay, 58,724

Despite scoring first for the first time and gaining 119 rushing yards in the first half, the Steelers were forced to throw 26 times in the second half and fell victim to dropped passes and just one third-down conversion in 12 tries. They also attempted five fourth-down conversions, making one. Sterling Sharpe's 76-yard touchdown catch in the second quarter gave Green Bay a 10-3 lead, which was extended early in the final period after Rod Woodson muffed a bouncing punt at the Pittsburgh eight-yard line. On the next play Brett Favre hit Rob Brooks in the corner of the endzone for the final points. Favre completed 14 of 19 passes while Neil O'Donnell was just 16 of 41. Barry Foster turned in his third 100-yard game of the year after gaining 99 yards in the first half, and Dwight Stone caught five passes for 101 yards. The defense failed to get a turnover for the first time after leading the league with 12 interceptions in the first three games.

STEELERS	3	0	0	0	3
Green Bay	0	10	0	7	17

Pitt—Anderson 35-yard field goal	9:40	(10-57)
G B.—Jacke 47-yard field goal	7:05	(14-63)
G B.—Sharpe 76-yard pass from Favre (Jacke)	3:40	(1-76)
G B.—Brooks 8-yard pass from Favre (Jacke)	12:52	(1-8)

TEAM STATISTICS

	Steelers	Packers
First Downs—Rush.—Pass.—Pen.	16 (4-11-1)	16 (6-9-1)
Third & Fourth Down Efficiency	2-17 (12%)	4-14 (29%)
Net Off. Ydg.—Plays—Avg.	353-61-5.8	294-59-5.0
Rush. Ydg.—Atts.—Avg.	145-18-8.1	99-38-2.6
Net Pass. Ydg.—Yds. Lost Att.	208 (2-16)	195 (2-15)
Passes—Comp.—Int.	41-16-0 (39%)	19-14-0 (74%)
Punt & Kickoff Return Yardage	55	45
Punts—No.—Avg.	5-39.6	5-39.2
Fumbles—No.—Lost	2-1	2-0
Penalties—No.—Yards	4-35	6-41
Time of Possession	22:25	37:35

INDIVIDUAL STATISTICS

Rushing—Steelers—Foster 12-117, Hoge 3-18, O'Donnell 1-5, Stone 1-5, Thompson 1-0. Packers—Workman 26-85, Favre 4-12, McGee 4-4, Bennett 2-5, Sydney 1-3, Sharpe 1-(-10)

Passing—Steelers—O'Donnell 41-16 (39%)—224. Packers—Favre 19-14 (74%)—210, 2 TDs.

Receiving—Steelers—Stone 5-101, Graham 3-32, Hoge 3-29, Mills 2-24, Cooper 1-17, Davenport 1-13, Jordan 1-8. Packers—Workman 4-20, McGee 3-28, Sharpe 2-93 (1 TD), Harris 2-23, Taylor 1-28, Sydney 1-10, Brooks 1-8 (1 TD).

Kickoff Returns—Steelers—Woodson 3-48. Packers—Bennett 1-17.

Punt Returns—Steelers—Woodson 2-7. Packers—Buckley 2-26, Hauck 1-2.

Interceptions—Steelers—None. Packers—None.

Sacks—Steelers—G. Williams 1-6, Lloyd 0.5-5, J. Williams 0.5-4. Packers—Brock 2-16.

CLEVELAND 17, STEELERS 9

October 11 at Cleveland, 78,080

The Steelers dominated statistically but managed just three field goals as Cleveland tallied two touchdowns in the second half to hand the Steelers their 10th loss in their last 11 trips to Cleveland. A 17-yard touchdown pass from Neil O'Donnell to Dwight Stone in the second quarter was nullified by a holding penalty and the Steelers settled for a 36-yard field goal to take a 6-0 lead. The game turned on a nine-play, 90-yard Cleveland drive in the third quarter which began with a 31-yard run by Eric Metcalf from the Cleveland seven. Kevin Mack's one-yard touchdown plunge gave the Browns a 10-6 lead before Gary Anderson's third field goal, from 40 yards, narrowed the margin to 10-9. Mike Tomczak hit Michael Jackson with a 47-yard scoring pass on the next series and the Cleveland defense took over from there. The Steelers were unable to pick up a first down from fourth-and-one at their own 40, and the Browns ran five minutes off the clock before punting and pinning the Steelers at their own five. The Steelers marched to the Cleveland 20 before Merrill Hoge was hit and fumbled, allowing the Browns to run out the final minute and a half.

STEELERS	3	3	0	3	9
Cleveland	0	3	7	7	17

Pitt.—Anderson 25-yard field goal	5:32	(12-63)
Pitt.—Anderson 36-yard field goal	6:26	(7-40)
Clev.—Stover 51-yard field goal	1:04	(8-34)
Clev.—Mack 1-yard run (Stover)	5:20	(9-90)
Pitt.—Anderson 40-yard field goal	13:52	(12-69)
Clev.—Jackson 47-yard pass from Tomczak (Stover)	10:44	(6-65)

TEAM STATISTICS

	Steelers	Browns
First Downs—Rush.—Pass.—Pen.	20 (6-12-2)	12 (4-8-0)
Third & Fourth Down Efficiency	4-15 (27%)	4-11 (36%)
Net Off. Ydg.—Plays—Avg.	350-64-5.5	253-45-5.6
Rush. Ydg.—Atts.—Avg.	120-31-3.9	85-27-3.1
Net Pass. Ydg.—Yds. Lost Att.	230 (1-11)	168 (1-3)
Passes—Comp.—Int.	32-25-0 (78%)	17-10-0 (59%)
Punt & Kickoff Return Yardage	117	106
Punts—No.—Avg.	3-41.3	4-41.8
Fumbles—No.—Lost	2-1	1-1
Penalties—No.—Yards	6-54	8-67
Time of Possession	34:47	25:13

INDIVIDUAL STATISTICS

Rushing—Steelers—Foster 24-84, Stone 1-17, Hoge 3-12, O'Donnell 3-7. Browns—Metcalf 7-49, Mack 12-32 (1 TD), Vardell 3-7, Tomczak 5-(-3).

Passing—Steelers—O'Donnell 32-25 (78%)—241. Browns—Tomczak 17-10 (59%)—171, 1 TD.

Receiving—Steelers—Graham 8-87, Foster 6-49, Green 3-36, Stone 3-31, Mills 2-21, Hoge 2-9, Cooper 1-8. Browns—Metcalf 3-48, Jackson 2-62 (1 TD), Smith 2-21, Bavaro 1-23, Mack 1-9, McCardell 1-8.

Kickoff Returns—Steelers—Woodson 3-61, Stone 1-28. Browns—Baldwin 3-53, Metcalf 1-30.

Punt Returns—Steelers—Woodson 3-28. Browns—Metcalf 2-23.

Interceptions—Steelers—None. Browns—None.

Sacks—Steelers—J. Williams 1-3. Browns—Turner 1-11.

STEELERS 20, CINCINNATI 0

October 19 at Pittsburgh, 55,411

Posting their first shutout since 1990 and first-ever vs. the Bengals, the Steelers used a mix of 37 running plays and 37 pass plays to gain 424 total yards with a season-high possession time of 38:35. Dwight Stone scored both touchdowns on 24- and five-yard passes from Neil O'Donnell. A forced fumble and recovery by Sammy Walker at the Pittsburgh 20 was a key play in the first half, while the knockout punch came in the fourth quarter after Greg Lloyd's sack and forced fumble which Jerrol Williams recovered to set up Stone's second touchdown. Barry Foster posted his fourth 100-yard game of the year with 108 rushing yards while Jeff Graham gained 115 yards on seven receptions. A tough Pittsburgh defense held the Bengals to 48 yards rushing and 70 passing and recorded a season-high three sacks. The Bengals' Jim Breech saw his NFL-record scoring streak end at 186 games. With 287 passing yards O'Donnell moved to eighth in team history, passing Cliff Stoudt and Dick Shiner.

Cincinnati	0	0	0	0	0
STEELERS	3	7	0	10	20

Pitt.—Anderson 21-yard field goal	5:54	(14-67)
Pitt.—Stone 24-yard pass from O'Donnell (Anderson)	2:13	(6-71)
Pitt.—Stone 5-yard pass from O'Donnell (Anderson)	7:08	(4-20)
Pitt.—Anderson 27-yard field goal	:29	(12-51)

TEAM STATISTICS

	Bengals	Steelers
First Downs—Rush.—Pass.—Pen.	6 (4-2-0)	26 (8-15-3)
Third & Fourth Down Efficiency	2-12 (17%)	7-17 (41%)
Net Off. Ydg.—Plays—Avg.	118-46-2.6	424-78-5.4
Rush. Ydg.—Atts.—Avg.	48-19-2.5	173-37-4.7
Net Pass. Ydg.—Yds. Lost Att.	70 (3-16)	251 (4-36)
Passes—Comp.—Int.	24-11-0 (46%)	37-23-0 (62%)
Punt & Kickoff Return Yardage	141	11
Punts—No.—Avg.	8-47.0	5-43.6
Fumbles—No.—Lost	2-2	1-1
Penalties—No.—Yards	8-49	3-20
Time of Possession	21:25	38:35

INDIVIDUAL STATISTICS

Rushing—Bengals—Green 12-45, Fenner 6-4, Esiason 1-(-1). Steelers—Foster 24-108, Thompson 8-33, Stone 2-25, Hoge 1-7, W. Williams 2-0.

Passing—Bengals—Esiason 22-11 (50%)—86. Hollas 2-0 (0%)—0. Steelers—O'Donnell 37-23 (62%)—287, 2 TDs.

Receiving—Bengals—McGee 3-33, Green 3-8, Pickens 2-25, Brennan 2-14, Thompson 1-6. Steelers—Graham 7-115, Stone 6-58 (2 TDs), Mills 3-52, Thompson 2-25, Hoge 2-8, Foster 1-21, Jordan 1-6, Green 1-2.

Kickoff Returns—Bengals—Stegall 3-73, Ball 1-37. Steelers—None.

Punt Returns—Bengals—Pickens 3-31. Steelers—Woodson 3-11.

Interceptions—Bengals—None. Steelers—None.

Sacks—Bengals—Mitz 1-13, Stubbs 1-8, A. Williams 1-8, D. Williams 1-7. Steelers—Woodson 1-8, Lloyd 1-7, Nickerson 1-1.

STEELERS 27, KANSAS CITY 3

October 25 at Kansas City, 76,175

A ball-control offense and an active defense which forced three interceptions and allowed just nine completions set up a dominating win on the road, the Steelers' sixth straight at Arrowhead Stadium. Rod Woodson got the Steelers started with an 80-yard punt return for a touchdown following the Chiefs' first possession, and Kansas City's next three drives ended with punts before Eddie Murray's 52-yard field goal at the end of the first half got the Chiefs on the scoreboard. A D.J. Johnson interception and return to the Kansas City two set up Barry Foster's four-yard touchdown run in the third period, while the final touchdown was set up by Darren Perry's interception. Foster finished with 105 yards for his fifth 100-yard game to maintain the NFL rushing lead. The Steelers, who had struggled on third down, converted seven of 15 third down plays while holding Kansas City to one conversion on 10 tries. Greg Lloyd had two sacks to tie Jack Lambert for 12th in team history with 23.5.

STEELERS	7	6	7	7	27
Kansas City	0	3	0	0	3

Pitt.—Woodson 80-yard punt return (Anderson)	7:01
Pitt.—Anderson 49-yard field goal	13:18 (12-48)

Pitt. — Anderson 30-yard field goal	5:55	(11-54)
K.C. — Murray 52-yard field goal	:26	(6-28)
Pitt. — Foster 4-yard run (Anderson)	3:17	(2-2)
Pitt. — Green 4-yard pass from O'Donnell (Anderson)	6:05	(12-65)

TEAM STATISTICS

	Steelers	Chiefs
First Downs—Rush.—Pass.—Pen.	16 (9-6-1)	14 (7-3-4)
Third & Fourth Down Efficiency	7-15 (47%)	1-12 (8%)
Net Off. Ydg.—Plays—Avg.	263-63-4.2	179-55-3.3
Rush. Ydg.—Atts.—Avg.	154-40-3.9	121-26-4.7
Net Pass. Ydg.—Yds. Lost Att.	109 (1-5)	58 (2-24)
Passes—Comp.—Int.	22-13-0 (59%)	27-9-3 (33%)
Punt & Kickoff Return Yardage	109	75
Punts—No.—Avg.	5-50.0	5-45.4
Fumbles—No.—Lost	0-0	3-0
Penalties—No.—Yards	11-101	6-40
Time of Possession	35:31	24:29

INDIVIDUAL STATISTICS

Rushing—Steelers—Foster 24-105 (1 TD), Thompson 6-32, Stone 2-11, Hoge 3-6, O'Donnell 5-0. Chiefs—Okoye 11-73, Word 8-32, McNair 2-14, Williams 3-12, Anders 1-1, Davis 1-(-11).

Passing—Steelers—O'Donnell 22-13 (59%)—114, 1 TD. Chiefs—Krieg 27-9 (33%)—82, 3 Int.

Receiving—Steelers—Thompson 4-47, Cooper 3-27, Green 3-21 (1 TD), Foster 1-12, Hoge 1-5, Mills 1-2. Chiefs—Birden 4-46, McNair 4-27, Davis 1-9.

Kickoff Returns—Steelers—Stone 1-18, Cooper 1-8. Chiefs—Williams 3-59.

Punt Returns—Steelers—Woodson 2-83 (1 TD). Chiefs—Carter 2-16.

Interceptions—Steelers—Johnson 1-31, Perry 1-0, Woodson 1-0. Chiefs—None.

Sacks—Steelers—Lloyd 2-24, Chiefs—Phillips 1-5.

STEELERS 21, HOUSTON 20

November 1 at Pittsburgh, 58,074

Battling back from a 20-7 deficit in the fourth quarter, the Steelers gained sole possession of first place in the AFC Central and their first sweep of the Oilers in six years. Houston was in position to win the game with a 39-yard field goal try with six seconds left, but Al Del Greco's kick was wide left. Goal line stands by the Steelers in the first half halted the Oilers at the 12 and one-yard lines, forcing the Oilers to settle for short field goals. Pittsburgh's streak of 10 quarters without allowing a touchdown ended in the third when Webster Slaughter caught an 11-yard touchdown pass from Cody Carlson, who replaced Warren Moon at the start of the drive after Moon was knocked out with a concussion by a blitzing Rod Woodson. Ray Childress' eight-yard return of a fumble on the Steelers' next series gave Houston a 20-7 lead, but Pittsburgh came back with an 11-play, 75-yard drive with Adrian Cooper catching a two-yard scoring pass from Neil O'Donnell. Greg Lloyd recovered a fumbled snap at Houston's 38 on the Oilers' next series, setting up O'Donnell's five-yard game-winner to Eric Green. The Oilers drove to the Pittsburgh 22 on nine plays before Del Greco's miss with six seconds left.

Houston	3	3	14	0	20
STEELERS	0	7	0	14	21

Hou. — Del Greco 29-yard field goal	3:21	(9-57)
Hou. — Del Greco 19-yard field goal	9:38	(8-43)
Pitt. — Foster 1-yard (Anderson)	2:21	(14-82)
Hou. — Slaughter 11-yard pass from Carlson (Del Greco)	10:01	(9-76)
Hou. — Childress 8-yard fumble return (Del Greco)	8:58	
Pitt. — Cooper 2-yard pass from O'Donnell (Anderson)	13:02	(11-75)
Pitt. — Green 5-yard pass from O'Donnell (Anderson)	7:13	(7-38)

TEAM STATISTICS

	Oilers	Steelers
First Downs—Rush.—Pass.—Pen.	21 (4-14-3)	20 (10-10-0)
Third & Fourth Down Efficiency	5-12 (42%)	7-12 (58%)
Net Off. Ydg.—Plays—Avg.	283-59-4.8	300-60-5.0
Rush. Ydg.—Atts.—Avg.	55-15-3.7	119-35-3.4
Net Pass. Ydg.—Yds. Lost Att.	228 (2-13)	181 (3-20)
Passes—Comp.—Int.	42-28-0 (67%)	22-14-1 (64%)
Punt & Kickoff Return Yardage	56	94
Punts—No.—Avg.	3-44.7	4-41.8

Fumbles—No.—Lost	2-2	2-2
Penalties—No.—Yards	5-29	9-101
Time of Possession	28:35	31:25

INDIVIDUAL STATISTICS

Rushing—Oilers—White 12-44, Moon 2-11, Carlson 1-0. Steelers—Foster 31-118 (1 TD), Hoge 1-3, O'Donnell 2-2, Thompson 1-(-4).

Passing—Oilers—Moon 19-13 (68%)—104, Carlson 23-15 (65%)—137, 1 TD. Steelers—O'Donnell 22-14 (64%)—201, 2 TDs, 1 Int.

Receiving—Oilers—Jeffires 9-68, White 6-32, Slaughter 5-71 (1 TD), Givins 5-47, Duncan 3-23. Steelers—Mills 4-61, Green 3-52 (1 TD), Foster 2-15, Hoge 1-20, Stone 1-20, Thompson 1-20, Graham 1-11, Cooper 1-2 (1 TD).

Kickoff Returns—Oilers—Tillman 2-33, Lewis 1-21. Steelers—Stone 3-48, Woodson 2-29.

Punt Returns—Oilers—Slaughter 1-2. Steelers—Woodson 3-17.

Interceptions—Oilers—A. Smith 1-26. Steelers—None.

Sacks—Oilers—Jones 1-10, Alm 1-6, Childress 1-4. Steelers—Howe 1-7, Woodson 1-6.

BUFFALO 28, STEELERS 20

November 8 at Orchard Park, 80,294

Buffalo built a 21-3 second-quarter lead which the Steelers were unable to overcome. The Bills produced 458 yards on offense including 174 rushing while the Steelers were held to a season-low 233 yards including 87 rushing. Jim Kelly threw two touchdown passes to James Lofton and one to guard Mitch Frerotte while completing 26 of 33. The Steelers closed the margin to 28-20 in the third quarter on Neil O'Donnell's touchdown strikes to Ernie Mills and Merrill Hoge, but Buffalo held the ball for all except 3:33 of the final period, running out the final eight minutes with a 14-play drive that ended at the Pittsburgh eight. Thurman Thomas ran for 155 yards and had 30 yards on four receptions, while Barry Foster was held to 78 yards on the ground, missing his seventh 100-yard game by 22 yards and coming within 57 of posting his first 1,000-yard season. Despite slipping to 6-3 the Steelers maintained their AFC Central lead as Cleveland defeated Houston to leave both at 5-4.

STEELERS	0	6	14	0	20
Buffalo	7	14	7	0	28

Buff.—Lofton 22-yard pass from Kelly (Christie)	5:57	(9-60)
Pitt.—Anderson 28-yard field goal	14:49	(13-68)
Buff.—Frerotte 2-yard pass from Kelly (Christie)	10:10	(11-82)
Buff.—Thomas 1-yard run (Christie)	4:59	(7-49)
Pitt.—Anderson 49-yard field goal	:00	(2-12)
Pitt.—Mills 12-yard pass from O'Donnell (Anderson)	10:29	(8-54)
Buff.—Lofton 45-yard pass from Kelly (Christie)	7:43	(7-80)
Pitt.—Hoge 10-yard pass from O'Donnell (Anderson)	:30	(14-74)

TEAM STATISTICS

	Steelers	Bills
First Downs—Rush.—Pass.—Pen.	16 (5-10-1)	31 (10-18-3)
Third & Fourth Down Efficiency	5-11 (45%)	9-13 (69%)
Net Off. Ydg.—Plays—Avg.	233-51-4.6	458-78-5.9
Rush. Ydg.—Atts.—Avg.	87-25-3.5	174-44-4.0
Net Pass. Ydg.—Yds. Lost Att.	146 (1-12)	284 (1-6)
Passes—Comp.—Int.	25-15-0 (60%)	33-26-0 (79%)
Punt & Kickoff Return Yardage	71	71
Punts—No.—Avg.	5-48.0	2-29.5
Fumbles—No.—Lost	1-0	3-2
Penalties—No.—Yards	10-73	7-60
Time of Possession	27:28	32:32

INDIVIDUAL STATISTICS

Rushing—Steelers—Foster 22-78, Thompson 2-8, Hoge 1-1. Bills—Thomas 37-155 (1 TD), K. Davis 4-16, Kelly 3-3.

Passing—Steelers—O'Donnell 24-15 (63%)—158, 2 TDs, Foster 1-0 (0%). Bills—Kelly 33-26 (79%)—290, 3 TDs.

Receiving—Steelers—Green 4-41, Foster 4-36, Davenport 3-44, Hoge 2-17 (1 TD), Mills 1-12 (1 TD), Thompson 1-8. Bills—Beebe 8-101, McKeller 5-59, Thomas 4-30, Lofton 3-79 (2 TDs), Reed 2-2, Tasker 1-7, Metzelaars 1-6, K. Davis 1-4, Frerotte 1-2 (1 TD).

Kickoff Returns—Steelers—Woodson 2-32, Bentley 1-17, Hoge 1-11, Mills 1-11. Bills—Fuller 3-51.

Punt Returns—Steelers—Woodson 1-0. Bills—Hicks 3-20.

Interceptions—Steelers—None. Bills—None

Sacks—Steelers—J. Williams 1-6. Bills—Smith 1-12.

STEELERS 17, DETROIT 14

November 15 at Pittsburgh, 52,242

A blocked punt by Warren Williams in the first quarter set up the Steelers' first touchdown as they posted a 10-0 lead after a Gary Anderson second-quarter field goal, but Detroit came back with a 73-yard touchdown pass from Erik Kramer to Willie Green in the second quarter and a one-yard Barry Sanders run on the first play of the fourth to take a 14-10 lead. The Steelers fumbled on their next possession, but the defense took over as it went to a blitzing attack. Richard Shelton forced a Sanders fumble at the Steelers' three, which Rod Woodson recovered to stop the Lions' threat. Neil O'Donnell left the game two series later with a hamstring injury, giving Bubby Brister his first action of the year. After stalling at midfield the Steelers punted and blinded Detroit at their own nine. On third-and-nine from the 35, Kramer was blind-sided by a blitzing Woodson and fumbled. Carnell Lake advanced the fumble to the three yard line, and on second down Brister faked to Barry Foster and tossed a one-yard strike to Tim Jorden for the winning points with 2:50 remaining. Jerrol Williams forced another fumble on Detroit's next drive, but the Lions got the ball back again and advanced to the Pittsburgh 19 as time expired.

Detroit	0	7	0	7	14
STEELERS	7	3	0	7	17

Pitt.—Mills 11-yard pass from O'Donnell (Anderson)	43	(6-35)
Pitt.—Anderson 20-yard field goal	9:57	(9-52)
Det.—Green 73-yard pass from Kramer (Hanson)	9:30	(1-73)
Det.—Sanders 1-yard run (Hanson)	14:53	(9-66)
Pitt.—Jorden 1-yard pass from Brister (Anderson)	2:50	(2-3)

TEAM STATISTICS

	Lions	Steelers
First Downs—Rush.—Pass.—Pen.	20 (5-13-2)	18 (8-9-1)
Third & Fourth Down Efficiency	3-11 (27%)	7-17 (41%)
Net Off. Ydg.—Plays—Avg.	376-63-6.0	316-68-4.6
Rush. Ydg.—Atts.—Avg.	90-23-3.9	152-30-5.1
Net Pass. Ydg.—Yds. Lost Att.	286 (3-18)	164 (3-33)
Passes—Comp.—Int.	37-20-2 (54%)	35-19-1 (54%)
Punt & Kickoff Return Yardage	49	99
Punts—No.—Avg.	5-32.0	6-37.5
Fumbles—No.—Lost	5-4	2-1
Penalties—No.—Yards	8-64	10-102
Time of Possession	25:50	34:10

INDIVIDUAL STATISTICS

Rushing—Lions—Sanders 21-94 (1 TD), Kramer 2-(-4). Steelers—Foster 25-106, Mills 1-20, Thompson 1-13, O'Donnell 2-8, Hoge 1-5.

Passing—Lions—Kramer 37-20 (54%)—304, 1 TD, 2 Ints. Steelers—O'Donnell 31-17 (55%)—182, 1 TD, 1 Int., Brister 4-2 (50%)—15, 1 TD.

Receiving—Lions—Green 6-115 (1 TD), Perriman 5-89, Moore 5-71, Sanders 3-23, McLemore 1-6. Steelers—Foster 5-52, Mills 4-43 (1 TD), Didio 3-39, Davenport 2-32, Thompson 1-15, Hoge 1-7, Cooper 1-6, Thigpen 1-2, Jorden 1-1 (1 TD).

Kickoff Returns—Lions—Gray 2-30, Stradford 1-8. Steelers—Woodson 3-67.

Punt Returns—Lions—Gray 3-11. Steelers—Woodson 4-32.

Interceptions—Lions—S. White 1-20. Steelers—Perry 1-13, Johnson 1-1.

Sacks—Lions—Spindler 2-22, Pritchett 1-11. Steelers—Woodson 1-8, Howe 1-6, A. Jones 1-4.

STEELERS 30, INDIANAPOLIS 14

November 22 at Pittsburgh, 51,501

The Steelers ground out a season-high 253 yards rushing with Barry Foster leading the way on 168 yards with two touchdowns. Indianapolis was forced to punt on its first six possessions and the Steelers defense made three interceptions, with Darren Perry's two second-half thefts setting up 10 points. The Colts suffered from poor field position all afternoon, moving across the Pittsburgh 34 only twice with both drives resulting in their two touchdowns. The Colts defense forced a fumble and an interception at the Steelers' 34 and 33, but the offense gave the ball back on an interception

both times. The Steelers' 253 rushing yards were their most since 1988 as Bubby Brister made his first start of the season for an injured Neil O'Donnell. Foster finished with 210 combined yards and broke Franco Harris' single season record for 100-yard rushing games with his eighth, extending his league rushing lead to 90 yards over Dallas' Emmitt Smith.

Indianapolis	0	0	7	7	14
STEELERS	7	6	14	3	30

Pitt.—Foster 20-yard run (Anderson)	5:07	(7-54)
Pitt.—Anderson 31-yard field goal	10:55	(8-43)
Pitt.—Anderson 22-yard field goal	2:12	(10-69)
Ind.—Culver 1-yard run (Biasucci)	13:07	(3-84)
Pitt.—Foster 13-yard run (Anderson)	9:06	(1-13)
Pitt.—Thompson 2-yard run (Anderson)	3:58	(6-56)
Ind.—Culver 4-yard pass from Trudeau (Biasucci)	14:51	(11-80)
Pitt.—Anderson 36-yard field goal	2:06	(14-62)

TEAM STATISTICS

	Colts	Steelers
First Downs—Rush.—Pass.—Pen.	16 (3-12-1)	20 (15-4-1)
Third & Fourth Down Efficiency	5-15 (33%)	5-14 (36%)
Net Off. Ydg.—Plays—Avg	329-64-5.1	362-66-5.5
Rush. Ydg.—Atts.—Avg	71-21-3.4	253-44-5.8
Net Pass. Ydg.—Yds. Lost Att.	258 (1-8)	109 (0-0)
Passes—Comp.—Int.	42-19-3 (45%)	22-10-1 (46%)
Punt & Kickoff Return Yardage	56	48
Punts—No.—Avg.	7-43.4	4-50.0
Fumbles—No.—Lost	2-0	1-1
Penalties—No.—Yards	11-79	5-37
Time of Possession	22:41	37:19

INDIVIDUAL STATISTICS

Rushing—Colts—Johnson 19-68, Culver 2-3 (1 TD). Steelers—Foster 28-168 (2 TDs), Thompson 8-52, Stone 1-17, Hoge 3-14, Brister 4-2.

Passing—Colts—Trudeau 41-19 (46%)—266, 1 TD, 3 Ints., Tupa 1-0 (0%)—0. Steelers—Brister 22-10 (46%)—109, 1 Int.

Receiving—Colts—Langhorne 8-98, Brooks 5-50, Hester 2-88, Johnson 2-4, Cash 1-22, Culver 1-4 (1 TD). Steelers—Mills 4-36, Thompson 2-16, Hoge 2-6, Foster 1-42, Davenport 1-9.

Kickoff Returns—Colts—Verdin 3-51. Steelers—Woodson 1-12.

Punt Returns—Colts—Verdin 2-(—5). Steelers—Woodson 2-36.

Interceptions—Colts—Belser 1-(—1). Steelers—Perry 2-22, Johnson 1-0.

Sacks—Colts—None. Steelers—Davidson 1-8.

STEELERS 21, CINCINNATI 9

November 29 at Cincinnati, 54,253

The Steelers broke a team record with 10 sacks of rookie David Klingler, making his first NFL start, while Barry Foster erased Franco Harris' single season rushing record and scored two touchdowns as the Steelers swept the Bengals for the second consecutive year. The scoring began with Charles Davenport's 34-yard return of a muffed snap, which occurred when the Bengals tried a fake punt on their first possession. Foster broke Harris' rushing record in the second quarter after the first of Jim Breech's three field goals. Following a Foster touchdown run and Breech's second field goal the Bengals were within eight points with a 14-6 halftime score but the Steelers held on with five more sacks to offset their 17 net rushing yards in the second half. David Little led the defense with three sacks, while Donald Evans had two and Carnell Lake, Greg Lloyd, Hardy Nickerson, Gerald Williams and Jerrol Williams added one each. Foster, in recording his ninth 100-yard game and maintaining the NFL rushing lead, also passed Harris' single season record for total yards from scrimmage.

STEELERS	7	7	7	0	21
Cincinnati	0	6	0	3	9

Pitt.—Davenport 34-yard fumble return (Anderson)	8:11	
Cin.—Breech 33-yard field goal	11:45	(12-60)
Pitt.—Foster 2-yard run (Anderson)	1:55	(3-31)
Cin.—Breech 42-yard field goal	:00	(10-54)
Pitt.—Foster 1-yard run (Anderson)	2:26	(6-47)
Cin.—Breech 38-yard field goal	10:36	(14-64)

TEAM STATISTICS

	Steelers	Bengals
First Downs—Rush.—Pass.—Pen.	17 (8-7-2)	15 (8-7-0)
Third & Fourth Down Efficiency	3-10 (30%)	5-18 (28%)
Net Off. Ydg.—Plays—Avg.	240-52-4.6	228-69-3.3
Rush. Ydg.—Atts.—Avg.	99-33-3.0	160-25-6.4
Net Pass. Ydg.—Yds. Lost Att.	141 (1-8)	68 (10-72)
Passes—Comp.—Int.	18-10-1 (56%)	34-16-0 (47%)
Punt & Kickoff Return Yardage	60	106
Punts—No.—Avg.	5-45.4	7-39.7
Fumbles—No.—Lost	1-1	2-1
Penalties—No.—Yards	2-10	3-13
Time of Possession	27:25	32:35

INDIVIDUAL STATISTICS

Rushing—Steelers—Foster 25-102 (2 TDs), Hoge 3-8, O'Donnell 3-(-4), Thompson 2-(-7). Bengals—Green 16-116, Klingler 8-44, Ball 1-0.

Passing—Steelers—O'Donnell 18-10 (56%)—149, 1 Int. Bengals—Klingler 34-16 (47%)—140.

Receiving—Steelers—Graham 5-60, Stone 2-33, Davenport 1-31, Foster 1-16, Hoge 1-9. Bengals—Query 5-49, Thompson 5-40, Pickens 4-34, Holman 2-17.

Kickoff Returns—Steelers—Woodson 1-23, Thigpen 1-15. Bengals—Ball 3-80, Stegall 1-21.

Punt Returns—Steelers—Woodson 3-22, Pickens 2-5.

Interceptions—Steelers—None. Bengals—Fulcher 1-0.

Sacks—Steelers—Little 3-16, Evans 2-12, J. Williams 1-12, Lake 1-9, Lloyd 1-9, G. Williams 1-8, Nickerson 1-6. Bengals—Stubbs 1-8.

STEELERS 20, SEATTLE 14

December 6 at Pittsburgh, 47,015

The Steelers overcame five interceptions and a 14-10 fourth-quarter deficit to post 10 wins for the first time since 1983. Neil O'Donnell was intercepted on the Steelers' first three possessions, but he hit Ernie Mills with a 19-yard scoring pass on the next drive to give the Steelers a 7-0 lead. A David Little interception then set up Gary Anderson's 38-yard field goal before Seattle scored on a 28-yard pass from Stan Gelbaugh to Tommy Kane. The Seahawks took a 14-10 lead on their first drive of the second half and then O'Donnell cracked the fibula in his right leg when sacked by Joe Nash. Bubba Brister threw interceptions on the Steelers' first two drives of the fourth quarter before directing a 13-play, 80-yard drive that reclaimed the lead on Barry Foster's four-yard run with 2:22 remaining. Seattle was stopped on fourth down on their last two opportunities while Anderson tacked on his second field goal in the final minute. Foster's 125 rushing yards marked his 10th 100-yard game of the season as he broke Franco Harris' single season rushing attempt record of 310, finishing the day with 328 carries on the year.

Seattle	0	7	7	0	14
STEELERS	7	3	0	10	20

Pitt.—Mills 19-yard pass from O'Donnell (Anderson)	1:09	(9-73)
Pitt.—Anderson 38-yard field goal	14:14	(4-8)
Sea.—Kane 28-yard pass from Gelbaugh (Kasay)	8:49	(10-75)
Sea.—Williams 3-yard pass from Gelbaugh (Kasay)	8:51	(8-65)
Pitt.—Foster 4-yard run (Anderson)	2:22	(13-80)
Pitt.—Anderson 39-yard field goal	:58	(4-3)

TEAM STATISTICS

	Seahawks	Steelers
First Downs—Rush.—Pass.—Pen.	10 (2-8-0)	16 (8-7-1)
Third & Fourth Down Efficiency	4-15 (27%)	6-16 (38%)
Net Off. Ydg.—Plays—Avg.	220-53-4.2	306-68-4.5
Rush. Ydg.—Atts.—Avg.	67-22-3.0	138-37-3.7
Net Pass. Ydg.—Yds. Lost Att.	153 (3-26)	168 (2-5)
Passes—Comp.—Int.	28-13-1 (46%)	29-16-5 (55%)
Punt & Kickoff Return Yardage	122	54
Punts—No.—Avg.	4-39.5	3-46.0
Fumbles—No.—Lost	4-1	3-0
Penalties—No.—Yards	6-59	7-50
Time of Possession	23:57	36:03

INDIVIDUAL STATISTICS

Rushing—Seahawks—Warren 14-43, Gelbaugh 3-16, Blades 1-5, Williams 4-3. Steelers—Foster 33-125 (1 TD), Stone 1-7, Brister 2-6, O'Donnell 1-0.

Passing—Seahawks—Gelbaugh 28-13 (46%)—179, 2 TDs, 1 Int. Steelers—O'Donnell 17-10 (59%)—104, 1 TD, 3 Ints., Brister 12-6 (50%)—69, 2 Ints.

Receiving—Seahawks—Williams 8-98 (1 TD), Blades 2-40, Kane 2-40 (1 TD), Heller 1-1. Steelers—Foster 5-29, Stone 3-44, Thompson 3-41, Graham 2-30, Hoge 2-10, Mills 1-19 (1 TD).

Kickoff Returns—Seahawks—Warren 4-84, Mayes 1-22. Steelers—Woodson 2-27, Thompson 1-18.

Punt Returns—Seahawks—Warren 2-16. Steelers—Woodson 1-9.

Interceptions—Seahawks—Robinson 3-47, Dodge 1-13, Cain 1-0. Steelers—Little 1-0.

Sacks—Seahawks—Nash 1-3, Kennedy 1-2. Steelers—Davidson 1-9, Lake 1-9, G. Williams 1-8.

CHICAGO 30, STEELERS 6

December 13 at Chicago, 52,904

Chicago held the Steelers to 35 rushing yards and forced four turnovers while picking up 212 yards on the ground to hand the Steelers their worst defeat of the season. With excellent field position all day the Bears tallied three field goals in addition to two touchdowns by Neal Anderson and one by Darren Lewis. The Steelers were unable to convert any of their 11 third down plays and had a combined possession time of 7:21 in the second and third quarters. By the end of the third period they had 75 total yards on offense and had yielded 208. In holding Barry Foster to a season-low 25 yards on 12 carries the Bears forced Pittsburgh to throw, resulting in five sacks and two interceptions in Mike Singletary's final game at Soldier Field. Despite the loss, the Steelers won the AFC Central division for the first time since 1984 as Cleveland and Houston also lost.

STEELERS	0	3	0	3	6
Chicago	3	10	7	10	30

Chi.—Butler 37-yard field goal	3:40	(6-20)
Chi.—Lewis 3-yard run (Butler)	6:27	(7-38)
Chi.—Butler 26-yard field goal	:50	(6-33)
Pitt.—Anderson 38-yard field goal	:08	(6-31)
Chi.—Anderson 15-yard pass from Harbaugh (Butler)	:22	(10-77)
Chi.—Butler 38-yard field goal	12:42	(4--7)
Pitt.—Anderson 38-yard field goal	9:05	(8-32)
Chi.—Anderson 6-yard run (Butler)	3:02	(10-80)

TEAM STATISTICS

	Steelers	Bears
First Downs—Rush.—Pass.—Pen.	10 (2-5-3)	20 (13-5-2)
Third & Fourth Down Efficiency	0-12 (0%)	7-17 (41%)
Net Off. Ydg.—Plays—Avg.	140-51-2.7	283-69-4.1
Rush. Ydg.—Atts.—Avg.	35-15-2.3	212-44-4.8
Net Pass. Ydg.—Yds. Lost Att.	105 (5-38)	71 (4-19)
Passes—Comp.—Int.	31-14-2 (45%)	21-11-0 (52%)
Punt & Kickoff Return Yardage	132	81
Punts—No.—Avg.	6-40.2	5-42.6
Fumbles—No.—Lost	3-2	0-0
Penalties—No.—Yards	7-80	4-31
Time of Possession	22:01	37:59

INDIVIDUAL STATISTICS

Rushing—Steelers—Foster 12-25, Brister 2-10, Thompson 1-0. Bears—Anderson 11-56 (1 TD), Morgan 2-51, Lewis 16-47 (1 TD), Muster 8-27, Harbaugh 3-16, Green 3-12, Gentry 1-3.

Passing—Steelers—Brister 31-14 (45%)—143, 2 Ints. Bears—Harbaugh 21-11 (52%)—90, 1 TD.

Receiving—Steelers—Cooper 3-58, Graham 3-30, Foster 2-10, Thompson 2-10, Mills 1-20, Hoge 1-7, Jorden 1-6, Stone 1-2. Bears—Davis 3-41, Jennings 2-15, Muster 2-6, Anderson 1-15 (1 TD), Wright 1-8, Gentry 1-5, Lewis 1-0.

Kickoff Returns—Steelers—Woodson 3-69, Thompson 1-33, Campbell 1-0, W. Williams 1-0. Bears—Lewis 1-14, Leeuwenburg 1-7.

Punt Returns—Steelers—Woodson 3-30. Bears—Woolford 3-60.

Interceptions—Steelers—None. Bears—Gayle 1-30, Woolford 1-19.

Sacks—Steelers—Woodson 2-13, Lloyd 2-6. Bears—McMichael 2-10, Dent 1-12, Perry 1-9, Zorich 1-7.

MINNESOTA 6, STEELERS 3

December 20 at Pittsburgh, 53,613

A 36-yard field goal by Fuad Reveiz on the game's final play gave the Steelers their first home loss of the year. While neither team managed a touchdown, both were effective running the ball as Minnesota gained 216 yards led by Terry Allen's 172, and Pittsburgh rushed for 158 sparked by Barry Foster's 118 in his 11th 100-yard game of the season. Gary Anderson's field goal in the second quarter gave the Steelers a lead which they held until the Vikings' last two possessions, which Reveiz capped with a 38-yard field goal and the game-winner as time expired. Bubby Brister completed 13 of 22 passes in his second straight start while Sean Salisbury completed just seven of 17 attempts. Two key plays in the fourth quarter proved to be decisive. With a third down and four at the Vikings' 24 Brister was sacked for an 11-yard loss, forcing Anderson to try a 52-yard field goal which was blocked by Mike Tice. On Pittsburgh's final drive they converted a fourth-and-one from the Vikings' 46 but a holding penalty wiped out the play and forced the Steelers to punt, setting up the Vikings' nine-play, 61-yard drive to the 18 from where Reveiz hit the game-winner.

Minnesota	0	0	0	6	6
STEELERS	0	3	0	0	3

Pitt.—Anderson 23-yard field goal	:05	(10-87)
Minn.—Reveiz 38-yard field goal	7:08	(12-45)
Minn.—Reveiz 36-yard field goal	:00	(9-61)

TEAM STATISTICS

	Vikings	Steelers
First Downs—Rush.—Pass.—Pen.	18 (10-7-1)	17 (8-6-3)
Third & Fourth Down Efficiency	6-14 (43%)	5-12 (42%)
Net Off. Ydg.—Plays—Avg.	337-63-5.3	288-56-5.1
Rush. Ydg.—Atts.—Avg.	216-44-4.9	158-31-5.1
Net Pass. Ydg.—Yds. Lost Att.	121 (1-10)	130 (3-30)
Passes—Comp.—Int.	18-7-0 (39%)	22-13-0 (59%)
Punt & Kickoff Return Yardage	10	53
Punts—No.—Avg.	3-54.0	6-38.3
Fumbles—No.—Lost	3-3	3-1
Penalties—No.—Yards	6-64	8-58
Time of Possession	28:27	31:33

INDIVIDUAL STATISTICS

Rushing—Vikings—Allen 33-172, Craig 5-27, A. Carter 1-14, Salisbury 3-4, Henderson 2—(—1). Steelers—Foster 24-118, Thompson 3-30, Stone 1-7, Hoge 2-3, Brister 1-0.

Passing—Vikings—Salisbury 17-7 (41%)—131, Newsome 1-0 (0%)—0. Steelers—Brister 22-13 (59%)—160.

Receiving—Vikings—A. Carter 4-64, Reed 2-56, Jordan 1-11. Steelers—Thompson 3-56, Mills 2-24, Foster 2-8, Cooper 1-20, Graham 1-20, Hoge 1-18, Davenport 1-7, Jordan 1-5, Stone 1-2.

Kickoff Returns—Vikings—Reed 1-1. Steelers—Woodson 2-53.

Punt Returns—Vikings—Parker 3-9. Steelers—None.

Interceptions—Vikings—None. Steelers—None.

Sacks—Vikings—Doleman 1-11, Randle 1-11, Noga 0.5-4, Thomas 0.5-4. Steelers—Evans 1-10.

STEELERS 23, CLEVELAND 13

December 27 at Pittsburgh, 53,776

Bubby Brister and Barry Foster led the offense to its best game in a month as the Steelers got their 11th win, their most since 1979. Making his third straight start, Brister completed 18 of 25 passes including 11 consecutive completions in the first half after his first two throws were dropped. Foster scored on a seven-yard run in the first quarter and Brister tossed a two-yard scoring pass to Tim Jordan before Gary Anderson's 26-yard field goal gave the Steelers a 17-3 halftime lead. Cleveland fought back at the start of the third quarter with Mike Tomczak replacing Bernie Kosar, quickly narrowing the deficit to 17-10 on Tomczak's first pass, a 38-yard touchdown strike to Michael Jackson which was set up by a 27-yard Leroy Hoard run. Anderson wrapped two more field goals around one by Matt Stover, but the Steelers' work was not done until their final series when Foster added 11 yards on

two runs to get his 12th 100-yard game of the year, tying the NFL record held by Eric Dickerson. The Steelers' win gave them a bye on the first round of the playoffs.

Cleveland	0	3	7	3	13
STEELERS	7	10	3	3	23

Pitt.—Foster 7-yard run (Anderson)	4:32	(13-80)
Clev.—Stover 22-yard field goal	3:44	(17-90)
Pitt.—Jordan 2-yard pass from Brister (Anderson)	:30	(6-55)
Pitt.—Anderson 26-yard field goal	:00	(3-32)
Clev.—Jackson 38-yard pass from Tomczak (Stover)	14:04	(2-65)
Pitt.—Anderson 29-yard field goal	6:34	(8-47)
Clev.—Stover 22-yard field goal	11:18	(13-55)
Pitt.—Anderson 28-yard field goal	2:35	(17-70)

TEAM STATISTICS

	Browns	Steelers
First Downs—Rush.—Pass.—Pen.	17 (7-8-2)	20 (6-13-1)
Third & Fourth Down Efficiency	4-10 (40%)	7-14 (50%)
Net Off. Ydg.—Plays-Avg.	293-50-5.9	308-60-5.1
Rush. Ydg.—Atts.—Avg.	120-27-4.4	105-30-5.1
Net Pass. Ydg.—Yds. Lost Att.	173 (1-9)	203 (5-20)
Passes—Comp.—Int.	22-13-1 (59%)	25-18-0 (72%)
Punt & Kickoff Return Yardage	53	105
Punts—No.—Avg.	3-38.7	4-40.3
Fumbles—No.—Lost	2-2	0-0
Penalties—No.—Yards	2-15	6-79
Time of Possession	28:28	31:32

INDIVIDUAL STATISTICS

Rushing—Browns—Hoard 7-55, Mack 10-32, Metcalf 7-25, Kosar 2-4, Tomczak 1-4. Steelers—Foster 26-103 (1 TD), Stone 1-3, Hoge 1-2, Thompson 1—(—1), Brister 1—(—2).

Passing—Browns—Kosar 7-5 (71%)—41, Tomczak 15-8 (53%)—141, 1 TD, 1 Int. Steelers—Brister 25-18 (72%)—223, 1 TD.

Receiving—Browns—Jackson 4-85 (1 TD), Bavaro 4-61, Smith 2-28, Hoard 1-11, Metcalf 1-4, Mack 1—(—7). Steelers—Stone 5-61, Mills 3-43, Graham 3-24 (1 TD), Thompson 2-33, Hoge 2-31, Foster 2-29, Jordan 1-2 (1 TD).

Kickoff Returns—Browns—Metcalf 2-32, Hoard 1-9. Steelers—Woodson 3-48, Thigpen 1-29.

Punt Returns—Browns—Metcalf 2-12. Steelers—Woodson 1-28.

Interceptions—Browns—None. Steelers—Woodson 1-17.

Sacks—Browns—Jones 1-8, Pleasant 1-6, Burnett 1-5, Matthews 1-1, Perry 1-0. Steelers—J. Williams 1-9.

WHEN THE STEELERS RUSH FOR 200 YARDS (since 1970 merger)

200-Yd. Reg. Season Postseason				200-Yd. Reg. Season Postseason			
Year	Games	W-L	W-L	Year	Games	W-L	W-L
1970	1	0-1	—	1982	2	2-0	0-0
1971	2	1-1	—	1983	5	4-1	0-0
1972	7	6-1	0-0	1984	1	1-0	0-0
1973	2	2-0	0-0	1985	2	2-0	—
1974	7	4-0	3-0	1986	3	3-0	—
1975	7	6-0	1-0	1987	3	3-0	—
1976	10	9-0	1-0	1988	3	3-0	—
1977	3	3-0	0-0	1989	1	1-0	0-0
1978	2	2-0	0-0	1990	1	1-0	—
1979	4	4-0	0-0	1991	0	0-0	0
1980	0	0-0	—	1992	2	2-0	0
1981	3	3-0	—				
Record in 1970s: 42-3				Total	71	62-4	5-0
Record in 1980s: 22-1							
Record in 1990s: 3-0							

AFC DIVISIONAL PLAYOFF GAME

BUFFALO 24, STEELERS 3

January 9 at Pittsburgh, 60,407

Ten years to the day since their last home playoff game, the Steelers fell victim to turnovers and a tough Buffalo defense in front of a Three Rivers Stadium-record crowd of 60,407. Gary Anderson's 38-yard field goal on their first drive was the extent of Pittsburgh's scoring as Neil O'Donnell threw two interceptions, fumbled once and was sacked seven times in his first action since Dec. 6. The Bills' first touchdown came on a one-yard pass from Frank Reich to offensive lineman Mitch Frerotte while the Steelers lost two interceptions and a fumble in the first half to fall behind 7-3. Buffalo scored on their first three possessions of the second half to win going away as the Steelers punted twice, failed to convert a fourth down attempt and gave the ball up on downs following an aborted field goal try on their four second-half drives. A turning point in the game came in the middle of the third quarter when left cornerback Richard Shelton stepped in front of Don Beebe but was unable to make the interception with an open field in front of him. James Lofton caught a 17-yard scoring pass on the next play to give the Bills a 14-3 lead. The Steelers got inside the Buffalo 20 only twice and got a field goal, but Buffalo capitalized with three touchdowns on three trips inside the Pittsburgh 20. Thurman Thomas was held to 54 yards rushing although Kenneth Davis gained 104 on 10 carries. Barry Foster countered with 104 yards on 20 carries in his first postseason game.

Buffalo	0	7	7	10	24
STEELERS	3	0	0	0	3

Pitt.—Anderson 38-yard field goal	7:14	(9-33)
Buff.—Frerotte 1-yard pass from Reich (Christie)	1:56	(9-59)
Buff.—Lofton 17-yard pass from Reich (Christie)	4:00	(13-80)
Buff.—Christie 43-yard field goal	10:13	(10-44)
Buff.—Gardner 1-yard run (Christie)	1:56	(8-86)

TEAM STATISTICS

	Bills	Steelers
First Downs—Rush.—Pass.—Pen.	19 (7-11-1)	18 (7-10-1)
Third & Fourth Down Efficiency	8-15 (53%)	6-14 (43%)
Net Off. Ydg.—Plays—Avg.	325-63-5.2	240-63-3.8
Rush. Ydg.—Atts.—Avg.	169-39-4.3	129-27-4.8
Net Pass. Ydg.—Yds. Lost Att.	156 (1-4)	111 (7-52)
Passes—Comp.—Int.	23-16-0 (70%)	29-15-2 (52%)
Punt & Kickoff Return Yardage	42	113
Punts—No.—Avg.	4-42.3	3-37.3
Fumbles—No.—Lost	0-0	4-1
Penalties—No.—Yards	4-33	2-23
Time of Possession	32:26	27:34

INDIVIDUAL STATISTICS

Rushing—Bills—K. Davis 10-104, Thomas 19-54, Gardner 7-22 (1 TD), Reich 2-(-3), Reed 1-(-8). Steelers—Foster 20-104, O'Donnell 4-26, Thompson 1-3, Royals 1-0, Stone 1-(-4).

Passing—Bills—Reich 23-16 (70%)—160, 2 TDs. Steelers—O'Donnell 29-15 (52%)—163, 2 Ints.

Receiving—Bills—Beebe 6-72, Thomas 3-25, Lofton 2-29 (1 TD), McKeller 2-22, Metzelaars 2-11, Frerotte 1-1 (1 TD). Steelers—Mills 8-93, Davenport 3-54, Foster 3-7, Stone 1-9.

Kickoff Returns—Bills—Lamb 1-24, K. Davis 1-18. Steelers—Stone 3-65, Thompson 1-20, Thigpen 1-14.

Punt Returns—Bills—None. Steelers—Woodson 2-14.

Interceptions—Bills—Odomes 1-1, Williams 1-0. Steelers—None.

Sacks—Bills—Willis 2-20, Wright 2-16, Talley 1-9, Smith 1-7, Hicks 1-0. Steelers—Lake 1-4.

STEELERS HOTELS — 1993

Barcelona	Princess Sofia	(011-343) 330-7111
N. Y. Giants	Marriott at Glenpointe	(201) 836-0600
Minnesota	Minneapolis Hilton & Towers	(612) 376-1000
L. A. Rams	Hyatt Regency Alicante	(714) 750-1234
Atlanta	Omni at CNN Center	(404) 659-0000
Cleveland	Marriott East	(216) 464-5950
Cincinnati	Westin at Fountain Square	(513) 621-7700
Denver	Westin at Tabor Center	(303) 572-9100
Houston	Marriott — Medical Center	(713) 796-0080
Miami	Ft. Lauderdale Marina Marriott	(305) 463-4000
Seattle	Westin	(206) 728-1000

60 YEARS WITH THE STEELERS

1992

BILL COWHER, Head Coach

	Steelers	Opp.	
9/ 6 at Houston	29	24 [W]	
9/13 New York Jets	27	10 [W]	
9/20 at San Diego	23	6 [W]	
9/27 at Green Bay	3	17 [L]	
10/ 4 AFC Central Bye			
10/11 at Cleveland	9	17 [L]	
10/19 Cincinnati	20	0 [W]	
10/25 at Kansas City	27	3 [W]	
11/ 1 Houston	21	20 [W]	
11/ 8 at Buffalo	20	28 [L]	
11/15 Detroit	17	14 [W]	
11/22 Indianapolis	30	14 [W]	
11/29 at Cincinnati	21	9 [W]	
12/ 6 Seattle	20	14 [W]	
12/13 at Chicago	6	30 [L]	
12/20 Minnesota	3	6 [L]	
12/27 Cleveland	23	13 [W]	
Won 11, Lost 5 (H 7-1, A 4-4)	299	225	

AFC Playoff Game

1/ 9 Buffalo	3	24 [L]
--------------	---	--------

1991

CHUCK NOLL, Head Coach

	Steelers	Opp.	
9/ 1 San Diego	26	20 [W]	
9/ 8 at Buffalo	34	52 [L]	
9/15 New England	20	6 [W]	
9/22 at Philadelphia	14	23 [L]	
9/29 AFC Central Bye			
10/ 6 at Indianapolis	21	3 [W]	
10/14 New York Giants	20	23 [L]	
10/20 Seattle	7	27 [L]	
10/27 at Cleveland	14	17 [L]	
11/ 3 at Denver	13	20 [L]	
11/10 at Cincinnati (OT)	33	27 [W]	
11/17 Washington	14	41 [L]	
11/24 Houston	26	14 [W]	
11/28 at Dallas	10	20 [L]	
12/ 8 at Houston	6	31 [L]	
12/15 Cincinnati	17	10 [W]	
12/22 Cleveland	17	10 [W]	
Won 7, Lost 9 (H 5-3, A 2-6)	292	344	

1990

CHUCK NOLL, Head Coach

	Steelers	Opp.	
9/ 9 at Cleveland	3	13 [L]	
9/16 Houston	20	9 [W]	
9/23 at L.A. Raiders	3	20 [L]	
9/30 Miami	6	28 [L]	
10/ 7 San Diego	36	14 [W]	
10/14 at Denver	34	17 [W]	
10/21 at San Francisco	7	27 [L]	
10/29 L.A. Rams	41	10 [W]	
11/ 4 Atlanta	21	9 [W]	
11/11 AFC Central bye			
11/18 at Cincinnati	3	27 [L]	
11/25 at New York Jets	24	7 [W]	
12/ 2 Cincinnati	12	16 [L]	
12/ 9 ** New England	24	3 [W]	
12/16 at New Orleans	9	6 [W]	
12/23 Cleveland	35	0 [W]	
12/30 at Houston	14	34 [L]	
Won 9, Lost 7 (H 6-2, A 3-5)	292	240	

**Noll's 200th win

1989

CHUCK NOLL, Head Coach

	Steelers	Opp.	
9/10 Cleveland	0	51 [L]	
9/17 at Cincinnati	10	41 [L]	
9/24 Minnesota	27	14 [W]	
10/ 1 at Detroit	23	3 [W]	
10/ 8 Cincinnati	16	26 [L]	
10/15 at Cleveland	17	7 [W]	
10/22 at Houston	0	27 [L]	
10/29 Kansas City	23	17 [W]	
11/ 5 at Denver	7	34 [L]	

11/12 Chicago	0	20 [L]
11/19 San Diego	20	17 [W]
11/26 at Miami	34	14 [W]
12/ 3 Houston	16	23 [L]
12/10 at New York Jets	13	0 [W]
12/17 New England	28	10 [W]
12/24 at Tampa Bay	31	22 [W]
Won 9, Lost 7 (H 4-4, A 5-3)	265	326

AFC Wild Card Playoff Game

12/31 at Houston (OT)	26	23 [W]
-----------------------	----	--------

AFC Playoff Game

1/ 7 at Denver	23	24 [L]
----------------	----	--------

1988

CHUCK NOLL, Head Coach

	Steelers	Opp.	
9/ 4 Dallas	24	21 [W]	
9/11 at Washington	29	30 [L]	
9/18 Cincinnati	12	17 [L]	
9/25 at Buffalo	28	36 [L]	
10/ 2 Cleveland	9	23 [L]	
10/ 9 at Phoenix	14	31 [L]	
10/16 Houston	14	34 [L]	
10/23 Denver	39	21 [W]	
10/30 at New York Jets	20	24 [L]	
11/ 6 at Cincinnati	7	42 [L]	
11/13 Philadelphia	26	27 [L]	
11/20 at Cleveland	7	27 [L]	
11/27 Kansas City	16	10 [W]	
12/ 4 at Houston	37	34 [W]	
12/11 at San Diego	14	20 [L]	
12/18 Miami	40	24 [W]	
Won 5, Lost 11 (H 4-4, A 1-7)	336	421	

1987

CHUCK NOLL, Head Coach

	Steelers	Opp.	
9/13 San Francisco	30	17 [W]	
9/20 at Cleveland	10	34 [L]	
9/27 New York Jets	(Cancelled)		
10/ 4 at Atlanta	28	12 [W]	
10/11 at Los Angeles Rams	21	31 [L]	
10/18 Indianapolis	21	7 [W]	
10/25 Cincinnati	23	20 [W]	
11/ 1 at Miami	24	35 [L]	
11/ 8 at Kansas City	17	16 [W]	
11/15 Houston	3	23 [L]	
11/22 at Cincinnati	30	16 [W]	
11/29 New Orleans	16	20 [L]	
12/ 6 Seattle	13	9 [W]	
12/13 at San Diego	20	16 [W]	
12/20 at Houston	16	24 [L]	
12/26 Cleveland	13	19 [L]	
Won 8, Lost 7 (H 4-3, A 4-4)	285	299	

1986

CHUCK NOLL, Head Coach

	Steelers	Opp.	
9/ 7 at Seattle	0	30 [L]	
9/15 Denver	10	21 [L]	
9/21 at Minnesota	7	31 [L]	
9/28 at Houston (OT)	22	16 [W]	
10/ 5 Cleveland	24	27 [L]	
10/13 at Cincinnati	22	24 [L]	
10/19 New England	0	34 [L]	
10/26 Cincinnati	30	9 [W]	
11/ 2 Green Bay	27	3 [W]	
11/ 9 at Buffalo	12	16 [L]	
11/16 Houston	21	10 [W]	
11/23 at Cleveland (OT)	31	37 [L]	
11/30 at Chicago (OT)	10	13 [L]	
12/ 7 Detroit	27	17 [W]	
12/13 at New York Jets	45	24 [W]	
12/21 Kansas City	19	24 [L]	
Won 6, Lost 10 (H 4-4, A 2-6)	307	336	

1985

CHUCK NOLL, Head Coach

	Steelers	Opp.
9/ 8 Indianapolis	45	3 [W]
9/16 at Cleveland	7	17 [L]
9/22 Houston	20	0 [W]
9/30 Cincinnati	24	37 [L]
10/ 6 at Miami	20	24 [L]
10/13 at Dallas	13	27 [L]
10/20 St. Louis	23	10 [W]
10/27 at Cincinnati	21	26 [L]
11/ 3 Cleveland	10	9 [W]
11/10 at Kansas City	36	28 [W]
11/17 at Houston	30	7 [W]
11/24 Washington	23	30 [L]
12/ 1 Denver	23	31 [L]
12/ 8 at San Diego	44	54 [L]
12/15 Buffalo	30	24 [W]
12/21 at New York Giants	10	28 [L]
Won 7, Lost 9 (H 5-3, A 2-6)	379	355

1984

CHUCK NOLL, Head Coach

	Steelers	Opp.
9/ 2 Kansas City	27	37 [L]
9/ 6 at New York Jets	23	17 [W]
9/16 Los Angeles Rams	24	14 [W]
9/23 at Cleveland	10	20 [L]
10/ 1 ** Cincinnati	38	17 [W]
10/ 7 Miami	7	31 [L]
10/14 at San Francisco	20	17 [W]
10/21 at Indianapolis	16	17 [L]
10/28 Atlanta	35	10 [W]
11/ 4 Houston	35	7 [W]
11/11 at Cincinnati	20	22 [L]
11/19 at New Orleans	24	27 [L]
11/25 San Diego	52	24 [W]
12/ 2 at Houston (OT)	20	23 [L]
12/ 9 Cleveland	23	20 [W]
12/16 at L.A. Raiders	13	7 [W]
Won 9, Lost 7 (H 6-2, A 3-5)	387	310

**Noll's 150th win

AFC Playoff Game

12/30 at Denver	24	17 [W]
-----------------	----	--------

AFC Championship Game

1/ 6 at Miami	28	45 [L]
---------------	----	--------

1983

CHUCK NOLL, Head Coach

	Steelers	Opp.
9/ 4 Denver	10	14 [L]
9/11 at Green Bay	25	21 [W]
9/18 at Houston	40	28 [W]
9/25 New England	23	28 [L]
10/ 2 Houston	17	10 [W]
10/10 at Cincinnati	24	14 [W]
10/16 Cleveland	44	17 [W]
10/23 at Seattle	27	21 [W]
10/30 Tampa Bay	17	12 [W]
11/ 6 San Diego	26	3 [W]
11/13 at Baltimore	24	13 [W]
11/20 Minnesota	14	17 [L]
11/24 at Detroit	3	45 [L]
12/ 4 Cincinnati	10	23 [L]
12/10 at New York Jets	34	7 [W]
12/18 at Cleveland	17	30 [L]
Won 10, Lost 6 (H 4-4, A 6-2)	355	303

AFC Playoff Game

1/ 1 at L.A. Raiders	10	38 [L]
----------------------	----	--------

1982

CHUCK NOLL, Head Coach

	Steelers	Opp.
9/13 at Dallas	36	28 [W]
9/19 Cincinnati (OT)	26	20 [W]
9/26 New York Giants	(Cancelled)	
10/ 3 at Denver	(Cancelled)	
10/11 Philadelphia	(Cancelled)	
10/17 at Washington	(Cancelled)	
10/24 Cleveland	(Postponed)	
10/31 at Cincinnati	(Cancelled)	
11/ 7 Houston	(Cancelled)	
11/14 New York Jets	(Cancelled)	
11/21 at Houston	24	10 [W]

11/28 at Seattle	0	16 [L]
12/ 5 Kansas City	35	14 [W]
12/12 at Buffalo	0	13 [L]
12/19 at Cleveland	9	10 [L]
12/26 New England	37	14 [W]
1/ 2 Cleveland	37	21 [W]
Won 6, Lost 3 (H 4-0, A 2-3)	204	146

AFC Tournament

1/ 9 San Diego	28	31 [L]
----------------	----	--------

1981

CHUCK NOLL, Head Coach

	Steelers	Opp.
9/ 6 Kansas City	33	37 [L]
9/10 at Miami	10	30 [L]
9/20 New York Jets	38	10 [W]
9/27 New England (OT)	27	21 [W]
10/ 4 at New Orleans	20	6 [W]
10/11 Cleveland	13	7 [W]
10/18 at Cincinnati	7	34 [L]
10/26 Houston	26	13 [W]
11/ 1 San Francisco	14	17 [L]
11/ 8 at Seattle	21	24 [L]
11/15 at Atlanta	34	20 [W]
11/22 at Cleveland	32	10 [W]
11/29 Los Angeles	24	0 [W]
12/ 7 at Oakland	27	30 [L]
12/13 Cincinnati	10	17 [L]
12/20 at Houston	20	21 [L]
Won 8, Lost 8 (H 5-3, A 3-5)	356	297

1980

CHUCK NOLL, Head Coach

	Steelers	Opp.
9/ 7 Houston	31	17 [W]
9/14 at Baltimore	20	17 [W]
9/21 at Cincinnati	28	30 [L]
9/28 Chicago	38	3 [W]
10/ 5 at Minnesota	23	17 [W]
10/12 Cincinnati	16	17 [L]
10/20 Oakland	34	45 [L]
10/26 at Cleveland	26	27 [L]
11/ 2 Green Bay	22	20 [W]
11/ 9 at Tampa Bay	24	21 [W]
11/16 Cleveland	16	13 [W]
11/23 at Buffalo	13	28 [L]
11/30 Miami	23	10 [W]
12/ 4 at Houston	0	6 [L]
12/14 Kansas City	21	16 [W]
12/22 at San Diego	17	26 [L]
Won 9, Lost 7 (H 6-2, A 3-5)	352	313

1979

CHUCK NOLL, Head Coach

	Steelers	Opp.
*9/ 3 at New England (OT)	16	13 [W]
9/ 9 Houston	38	7 [W]
9/16 at St. Louis	24	21 [W]
9/23 Baltimore	17	13 [W]
9/30 at Philadelphia	14	17 [L]
10/ 7 at Cleveland	51	35 [W]
10/14 at Cincinnati	10	34 [L]
10/22 Denver	42	7 [W]
10/28 Dallas	14	3 [W]
11/ 4 Washington	38	7 [W]
11/11 at Kansas City	30	3 [W]
11/18 at San Diego	7	35 [L]
11/25 Cleveland (OT)	33	30 [W]
12/ 2 Cincinnati	37	17 [W]
12/10 at Houston	17	20 [L]
12/16 Buffalo	28	0 [W]
Won 12, Lost 4 (H 8-0, A 4-4)	416	262

*Noll's 100th win

AFC Playoff Game

12/30 Miami	34	14 [W]
-------------	----	--------

AFC Championship Game

1/ 6 Houston	27	13 [W]
--------------	----	--------

SUPER BOWL XIV (Pasadena, Ca.)

1/20 Los Angeles	31	19 [W]
------------------	----	--------

1978

CHUCK NOLL, Head Coach

	Steelers	Opp.	
9/ 3 at Buffalo	28	17	[W]
9/10 Seattle	21	10	[W]
9/17 at Cincinnati	28	3	[W]
9/24 Cleveland (OT)	15	9	[W]
10/ 1 at New York Jets	28	17	[W]
10/ 8 Atlanta	31	7	[W]
10/15 at Cleveland	34	14	[W]
10/23 Houston	17	24	[L]
10/29 Kansas City	27	24	[W]
11/ 5 New Orleans	20	14	[W]
11/12 at Los Angeles	7	10	[L]
11/19 Cincinnati	7	6	[W]
11/27 at San Francisco	24	7	[W]
12/ 3 at Houston	13	3	[W]
12/ 9 Baltimore	35	13	[W]
12/16 at Denver	21	17	[W]

Won 14, Lost 2 (H 7-1, A 7-1) 356 195

AFC Playoff Game

12/30 Denver	33	10	[W]
--------------	----	----	-----

AFC Championship Game

1/ 7 Houston	34	5	[W]
--------------	----	---	-----

SUPER BOWL XIII (Miami, Fla.)

1/21 Dallas	35	31	[W]
-------------	----	----	-----

1977

CHUCK NOLL, Head Coach

	Steelers	Opp.	
9/19 San Francisco	27	0	[W]
9/25 Oakland	7	16	[L]
10/ 2 at Cleveland	28	14	[W]
10/ 9 at Houston	10	27	[L]
10/17 Cincinnati	20	14	[W]
10/23 Houston	27	10	[W]
10/30 at Baltimore	21	31	[L]
11/ 6 at Denver	7	21	[L]
11/13 Cleveland	35	31	[W]
11/20 Dallas	28	13	[W]
11/27 at New York Jets	23	20	[W]
12/ 4 Seattle	30	20	[W]
12/10 at Cincinnati	10	17	[L]
12/18 at San Diego	10	9	[W]

Won 9, Lost 5 (H 6-1, A 3-4) 283 243

AFC Playoff Game

12/24 at Denver	21	34	[L]
-----------------	----	----	-----

1976

CHUCK NOLL, Head Coach

	Steelers	Opp.	
9/12 at Oakland	28	31	[L]
9/19 Cleveland	31	14	[W]
9/26 New England	27	30	[L]
10/ 4 at Minnesota	6	17	[L]
10/10 at Cleveland	16	18	[L]
10/17 Cincinnati	23	6	[W]
10/24 at New York Giants	27	0	[W]
10/31 San Diego	23	0	[W]
11/ 7 at Kansas City	45	0	[W]
11/14 Miami	14	3	[W]
11/21 Houston	32	16	[W]
11/28 at Cincinnati	7	3	[W]
12/ 5 Tampa Bay	42	0	[W]
12/11 at Houston	21	0	[W]

Won 10, Lost 4 (H 6-1, A 4-3) 342 138

AFC Playoff Game

12/19 at Baltimore	40	14	[W]
--------------------	----	----	-----

AFC Championship Game

12/26 at Oakland	7	24	[L]
------------------	---	----	-----

1975

CHUCK NOLL, Head Coach

	Steelers	Opp.	
9/21 at San Diego	37	0	[W]
9/28 Buffalo	21	30	[L]
10/ 5 at Cleveland	42	6	[W]
10/12 Denver	20	9	[W]
10/19 Chicago	34	3	[W]
10/26 at Green Bay	16	13	[W]
11/ 2 at Cincinnati	30	24	[W]
11/ 9 Houston	24	17	[W]
11/16 Kansas City	28	3	[W]

11/24 at Houston	32	9	[W]
11/30 at New York Jets	20	7	[W]
12/ 7 Cleveland	31	17	[W]
12/13 Cincinnati	35	14	[W]
12/20 at Los Angeles	3	10	[L]

Won 12, Lost 2 (H 6-1, A 6-1) 373 162

AFC Playoff Game

12/27 Baltimore	28	10	[W]
-----------------	----	----	-----

AFC Championship Game

1/ 4 Oakland	16	10	[W]
--------------	----	----	-----

SUPER BOWL X (Miami, Fla.)

1/18 Dallas	21	17	[W]
-------------	----	----	-----

1974

CHUCK NOLL, Head Coach

	Steelers	Opp.	
9/15 Baltimore	30	0	[W]
9/22 at Denver (OT)	35	35	[T]
9/29 Oakland	0	17	[L]
10/ 6 at Houston	13	7	[W]
10/13 at Kansas City	34	24	[W]
10/20 Cleveland	20	16	[W]
10/28 Atlanta	24	17	[W]
11/ 3 Philadelphia	27	0	[W]
11/10 at Cincinnati	10	17	[L]
11/17 at Cleveland	26	16	[W]
11/25 at New Orleans	28	7	[W]
12/ 1 Houston	10	13	[L]
12/ 8 at New England	21	17	[W]
12/14 Cincinnati	27	3	[W]

Won 10, Lost 3, Tied 1 305 189

(H 5-2, A 5-1-1)

AFC Playoff Game

12/22 Buffalo	32	14	[W]
---------------	----	----	-----

AFC Championship Game

12/29 at Oakland	24	13	[W]
------------------	----	----	-----

SUPER BOWL IX (New Orleans, La.)

1/12 Minnesota	16	6	[W]
----------------	----	---	-----

1973

CHUCK NOLL, Head Coach

	Steelers	Opp.	
9/16 Detroit	24	10	[W]
9/23 Cleveland	33	6	[W]
9/30 at Houston	36	7	[W]
10/ 7 San Diego	38	21	[W]
10/14 at Cincinnati	7	19	[L]
10/21 New York Jets	26	14	[W]
10/28 Cincinnati	20	13	[W]
11/ 5 Washington	21	16	[W]
11/11 at Oakland	17	9	[W]
11/18 Denver	13	23	[L]
11/25 at Cleveland	16	21	[L]
12/ 3 at Miami	26	30	[L]
12/ 9 Houston	33	7	[W]
12/15 at San Francisco	37	14	[W]

Won 10, Lost 4 (H 7-1, A 3-3) 347 210

AFC Wild Card Playoff Game

12/22 at Oakland	14	33	[L]
------------------	----	----	-----

1972

CHUCK NOLL, Head Coach

	Steelers	Opp.	
9/17 Oakland	34	28	[W]
9/24 at Cincinnati	10	15	[L]
10/ 1 at St. Louis	25	19	[W]
10/ 8 at Dallas	13	17	[L]
10/15 Houston	24	7	[W]
10/22 New England	33	3	[W]
10/29 at Buffalo	38	21	[W]
11/ 5 Cincinnati	40	17	[W]
11/12 Kansas City	16	7	[W]
11/19 at Cleveland	24	26	[L]
11/26 Minnesota	23	10	[W]
12/ 3 Cleveland	30	0	[W]
12/10 at Houston	9	3	[W]
12/17 at San Diego	24	2	[W]

Won 11, Lost 3 (H 7-0, A 4-3) 343 175

AFC Playoff Game

12/23 Oakland	13	7	[W]
---------------	----	---	-----

AFC Championship Game

12/31 Miami	17	21	[L]
-------------	----	----	-----

1971

CHUCK NOLL, Head Coach

	Steelers	Opp.	
9/19 at Chicago	15	17	[L]
9/26 Cincinnati	21	10	[W]
10/ 3 San Diego	21	17	[W]
10/10 at Cleveland	17	27	[L]
10/18 at Kansas City	16	38	[L]
10/24 Houston	23	16	[W]
10/31 at Baltimore	21	34	[L]
11/ 7 Cleveland	26	9	[W]
11/14 at Miami	21	24	[L]
11/21 New York Giants	17	13	[W]
11/28 Denver	10	22	[L]
12/ 5 at Houston	3	29	[L]
12/12 at Cincinnati	21	13	[W]
12/19 Los Angeles	14	23	[L]

Won 6, Lost 8 (H 5-2, A 1-6) 246 292

1970

CHUCK NOLL, Head Coach

	Steelers	Opp.	
9/20 Houston	7	19	[L]
9/27 at Denver	13	16	[L]
10/ 3 at Cleveland	7	15	[L]
10/11 Buffalo	23	10	[W]
10/18 at Houston	7	3	[W]
10/25 at Oakland	14	31	[L]
11/ 2 Cincinnati	21	10	[W]
11/ 8 New York Jets	21	17	[W]
11/15 Kansas City	14	31	[L]
11/22 at Cincinnati	7	34	[L]
11/29 Cleveland	28	9	[W]
12/ 6 Green Bay	12	20	[L]
12/13 at Atlanta	16	27	[L]
12/20 at Philadelphia	20	30	[L]

Won 5, Lost 9 (H 4-3, A 1-6) 210 272

1969

CHUCK NOLL, Head Coach

	Steelers	Opp.	
9/21 Detroit	16	13	[W]
9/28 at Philadelphia	27	41	[L]
10/ 5 St. Louis	14	27	[L]
10/12 at New York	7	10	[L]
10/18 at Cleveland	31	42	[L]
10/26 Washington	7	14	[L]
11/ 2 Green Bay	34	38	[L]
11/ 9 at Chicago	7	38	[L]
11/16 Cleveland	3	24	[L]
11/23 at Minnesota	14	52	[L]
11/30 at St. Louis	10	47	[L]
12/ 7 Dallas	7	10	[L]
12/14 New York	17	21	[L]
12/21 at New Orleans	24	27	[L]

Won 7, Lost 13 (H 1-6, A 0-7) 218 404

1968

BILL AUSTIN, Head Coach

	Steelers	Opp.	
9/15 New York	20	34	[L]
9/22 at Los Angeles	10	45	[L]
9/29 Baltimore	7	41	[L]
10/ 5 at Cleveland	24	31	[L]
10/13 at Washington	13	16	[L]
10/20 New Orleans	12	16	[L]
10/27 Philadelphia	6	3	[W]
11/ 3 at Atlanta	41	21	[W]
11/10 at St. Louis	28	28	[T]
11/17 Cleveland	24	45	[L]
11/24 San Francisco	28	45	[L]
12/ 1 St. Louis	10	20	[L]
12/ 8 at Dallas	7	28	[L]
12/15 at New Orleans	14	24	[L]

Won 2, Lost 11, Tied 1 244 397

(H 1-6, A 1-5-1)

1967

BILL AUSTIN, Head Coach

	Steelers	Opp.	
9/17 Chicago	41	13	[W]
9/24 St. Louis	14	28	[L]
10/ 1 at Philadelphia	24	34	[L]
10/ 7 at Cleveland	10	21	[L]
10/15 New York	24	27	[L]
10/22 Dallas	21	24	[L]
10/29 at New Orleans	14	10	[W]

11/ 5 Cleveland	14	34	[L]
11/12 at St. Louis	14	14	[T]
11/19 at New York	20	28	[L]
11/26 Minnesota	27	41	[L]
12/ 3 at Detroit	24	14	[W]
12/10 Washington	10	15	[L]
12/17 at Green Bay	24	17	[W]

Won 4, Lost 9, Tied 1 281 320

(H 1-6, A 3-3-1)

1966

BILL AUSTIN, Head Coach

	Steelers	Opp.	
9/11 New York	34	34	[T]
9/18 Detroit	17	3	[W]
9/25 Washington	27	33	[L]
10/ 2 at Washington	10	24	[L]
10/ 8 at Cleveland	10	41	[L]
10/16 Philadelphia	14	31	[L]
10/30 at Dallas	21	52	[L]
11/ 6 Cleveland	16	6	[W]
11/13 St. Louis	30	9	[W]
11/20 Dallas	7	20	[L]
11/27 at St. Louis	3	6	[L]
12/ 4 at Philadelphia	23	27	[L]
12/11 at New York	47	28	[W]
12/18 at Atlanta	57	33	[W]

Won 5, Lost 8, Tied 1 316 347

(H 3-3-1, A 2-5)

1965

MIKE NIXON, Head Coach

	Steelers	Opp.	
9/19 Green Bay	9	41	[L]
9/26 at San Francisco	17	27	[L]
10/ 3 New York	13	23	[L]
10/ 9 at Cleveland	19	24	[L]
10/17 St. Louis	7	20	[L]
10/24 at Philadelphia	20	14	[W]
10/31 Dallas	22	13	[W]
11/ 7 at St. Louis	17	21	[L]
11/ 4 at Dallas	17	24	[L]
11/21 Washington	3	31	[L]
11/28 Cleveland	21	42	[L]
12/ 5 at New York	10	35	[L]
12/12 Philadelphia	13	47	[L]
12/19 at Washington	14	35	[L]

Won 2, Lost 12 (H 1-6, A 1-6) 202 397

1964

BUDDY PARKER, Head Coach

	Steelers	Opp.	
9/13 Los Angeles	14	26	[L]
9/20 New York	27	24	[W]
9/27 Dallas	23	17	[W]
10/ 4 at Philadelphia	7	21	[L]
10/10 at Cleveland	23	7	[W]
10/18 at Minnesota	10	30	[L]
10/25 Philadelphia	10	34	[L]
11/ 1 Cleveland	17	30	[L]
11/ 8 at St. Louis	30	34	[L]
11/15 Washington	0	30	[L]
11/22 at New York	44	17	[W]
11/29 St. Louis	20	21	[L]
12/ 6 at Washington	14	7	[W]
12/13 at Dallas	14	17	[L]

Won 5, Lost 9 (H 2-5, A 3-4) 253 315

1963

BUDDY PARKER, Head Coach

	Steelers	Opp.	
9/15 at Philadelphia	21	21	[T]
9/22 New York	31	0	[W]
9/29 St. Louis	23	10	[W]
10/ 5 at Cleveland	23	35	[L]
10/13 at St. Louis	23	24	[L]
10/20 Washington	38	27	[W]
10/27 Dallas	27	21	[W]
11/ 3 at Green Bay	14	33	[L]
11/10 Cleveland	9	7	[W]
11/17 at Washington	34	28	[W]
11/21 Chicago	17	17	[T]
12/ 1 Philadelphia	20	20	[T]
12/ 8 at Dallas	24	19	[W]
12/15 at New York	17	33	[L]

Won 7, Lost 4, Tied 3 321 295

(H 5-0-2, A 2-4-1)

1962

BUDDY PARKER, Head Coach

Steelers Opp.

9/16 at Detroit	7	45	[L]
9/23 at Dallas	30	28	[W]
9/30 New York	27	31	[L]
10/ 6 Philadelphia	13	7	[W]
10/14 at New York	20	17	[W]
10/21 Dallas	27	42	[L]
10/28 Cleveland	14	41	[L]
11/ 4 Minnesota	39	31	[W]
11/11 at St. Louis	26	17	[W]
11/18 Washington	23	21	[W]
11/25 at Cleveland	14	35	[L]
12/ 2 St. Louis	19	7	[W]
12/ 9 at Philadelphia	26	17	[W]
12/16 at Washington	27	24	[W]

Won 9, Lost 5 (H 4-3, A 5-2) 312 363

Playoff Bowl (Miami, Fla.)

1/ 6 Detroit	10	17	[L]
--------------	----	----	-----

1961

BUDDY PARKER, Head Coach

Steelers Opp.

9/17 at Dallas	24	27	[L]
9/24 New York	14	17	[L]
10/ 1 at Los Angeles	14	24	[L]
10/ 8 at Philadelphia	16	21	[L]
10/15 Washington	20	0	[W]
10/22 Cleveland	28	30	[L]
10/29 San Francisco	20	10	[W]
11/ 5 at Cleveland	17	13	[W]
11/12 Dallas	37	7	[W]
11/19 at New York	21	42	[L]
11/26 St. Louis	30	27	[W]
12/ 3 Philadelphia	24	35	[L]
12/10 at Washington	30	14	[W]
12/17 at St. Louis	0	20	[L]

Won 6, Lost 8 (H 4-3, A 2-5) 295 287

1960

BUDDY PARKER, Head Coach

Steelers Opp.

9/24 at Dallas	35	28	[W]
10/ 2 at Cleveland	20	28	[L]
10/ 9 New York	17	19	[L]
10/16 St. Louis	27	14	[W]
10/23 at Washington	27	27	[T]
10/30 Green Bay	13	19	[L]
11/ 6 at Philadelphia	7	34	[L]
11/13 at New York	24	27	[L]
11/20 Cleveland	14	10	[W]
11/27 Washington	22	10	[W]
12/11 Philadelphia	27	21	[W]
12/18 at St. Louis	7	38	[L]

Won 5, Lost 6, Tied 1 240 275

(H 4-2, A 1-4-T)

1959

BUDDY PARKER, Head Coach

Steelers Opp.

9/26 Cleveland	17	7	[W]
10/ 4 Washington	17	23	[L]
10/11 at Philadelphia	24	28	[L]
10/18 at Washington	27	6	[W]
10/25 New York	16	21	[L]
11/ 1 at Chicago Cards	24	45	[L]
11/ 8 Detroit	10	10	[T]
11/15 at New York	14	9	[W]
11/22 at Cleveland	21	20	[W]
11/29 Philadelphia	31	0	[W]
12/ 6 at Chicago Bears	21	27	[L]
12/13 Chicago Cards	35	20	[W]

Won 6, Lost 5, Tied 1 257 216

(H 3-2-1, A 3-3)

1958

BUDDY PARKER, Head Coach

Steelers Opp.

9/28 at San Francisco	20	23	[L]
10/ 5 Cleveland	12	45	[L]
10/12 Philadelphia	24	3	[W]
10/19 at Cleveland	10	27	[L]
10/26 at New York	6	17	[L]
11/ 2 Washington	24	16	[W]
11/ 9 at Philadelphia	31	24	[W]

11/16 New York	31	10	[W]
11/23 at Chicago Cards	27	20	[W]
11/30 Chicago Bears	24	10	[W]
12/ 7 at Washington	14	14	[T]
12/13 Chicago Cards	38	21	[W]

Won 7, Lost 4, Tied 1 261 230

(H 5-1, A 2-3-T)

1957

BUDDY PARKER, Head Coach

Steelers Opp.

9/29 Washington	28	7	[W]
10/ 5 Cleveland	12	23	[L]
10/13 Chicago Cards	29	20	[W]
10/20 at New York	0	35	[L]
10/27 Philadelphia	6	0	[W]
11/ 3 at Baltimore	19	13	[W]
11/10 at Cleveland	0	24	[L]
11/24 Green Bay	10	27	[L]
12/ 1 at Philadelphia	6	7	[L]
12/ 7 New York	21	10	[W]
12/15 at Washington	3	10	[L]
12/22 at Chicago Cards	27	2	[W]

Won 6, Lost 6 (H 4-2, A 2-4) 161 178

1956

WALT KIESLING, Head Coach

Steelers Opp.

9/30 Washington	30	13	[W]
10/ 6 Cleveland	10	14	[L]
10/14 Philadelphia	21	35	[L]
10/21 at New York	10	38	[L]
10/28 at Cleveland	24	16	[W]
11/ 4 New York	14	17	[L]
11/11 at Philadelphia	7	14	[L]
11/18 Chicago Cards	14	7	[W]
11/25 at Chicago Cards	27	38	[L]
12/ 2 Los Angeles	30	13	[W]
12/ 9 at Detroit	7	45	[L]
12/16 at Washington	23	0	[W]

Won 5, Lost 7 (H 3-3, A 2-4) 217 250

1955

WALT KIESLING, Head Coach

Steelers Opp.

9/26 Chicago Cards	14	7	[W]
10/ 2 at Los Angeles	26	27	[L]
10/ 9 New York	30	23	[W]
10/15 Philadelphia	13	7	[W]
10/23 at New York	19	17	[W]
10/30 at Philadelphia	0	24	[L]
11/ 5 at Chicago Cards	13	27	[L]
11/13 Detroit	28	31	[L]
11/20 at Cleveland	14	41	[L]
11/27 Washington	14	23	[L]
12/ 4 Cleveland	7	30	[L]
12/11 at Washington	17	28	[L]

Won 4, Lost 8 (H 3-3, A 1-5) 195 285

1954

WALT KIESLING, Head Coach

Steelers Opp.

9/26 at Green Bay	21	20	[W]
10/ 2 Washington	37	7	[W]
10/ 9 at Philadelphia	22	24	[L]
10/17 Cleveland	55	27	[W]
10/23 Philadelphia	17	7	[W]
10/31 at Chicago Cards	14	17	[L]
11/ 7 New York	6	30	[L]
11/14 at Washington	14	17	[L]
11/20 San Francisco	3	31	[L]
11/28 Chicago Cards	20	17	[W]
12/ 5 at New York	3	24	[L]
12/12 at Cleveland	7	42	[L]

Won 5, Lost 7 (H 4-2, A 1-5) 219 263

1953

JOE BACH, Head Coach

Steelers Opp.

9/27 at Detroit	21	38	[L]
10/ 3 New York	24	14	[W]
10/11 Chicago Cards	31	28	[W]
10/17 at Philadelphia	7	23	[L]
10/24 Green Bay	31	14	[W]
11/ 1 Philadelphia	7	35	[L]
11/ 8 at Cleveland	16	34	[L]
11/15 at New York	14	10	[W]

11/22	Cleveland	16	20	[L]
11/29	Washington	9	17	[L]
12/ 6	at Chicago Cards	21	17	[W]
12/13	at Washington	14	13	[W]

Won 6, Lost 6 (H 3-3, A 3-3) 211 263

1952

JOE BACH, Head Coach

		Steelers	Opp.	
9/28	Philadelphia	25	31	[L]
10/ 4	Cleveland	20	21	[L]
10/12	at Philadelphia	21	26	[L]
10/19	Washington	24	28	[L]
10/26	at Chicago Cards	34	28	[W]
11/ 2	at Washington	24	23	[W]
11/ 9	Detroit	6	31	[L]
11/16	at Cleveland	28	29	[L]
11/23	Chicago Cards	17	14	[W]
11/30	New York	63	7	[W]
12/ 7	at San Francisco	24	7	[W]
12/14	at Los Angeles	14	28	[L]

Won 5, Lost 7 (H 2-4, A 3-3) 300 273

1951

JOHN MICHELOSEN, Head Coach

		Steelers	Opp.	
10/ 1	New York	13	13	[T]
10/ 7	at Green Bay	33	35	[L]
10/14	San Francisco	24	28	[L]
10/21	at Cleveland	0	17	[L]
10/28	at Chicago Cards	28	14	[W]
11/ 4	Philadelphia	13	34	[L]
11/11	Green Bay	28	7	[W]
11/18	Washington	7	22	[L]
11/25	at Philadelphia	17	13	[W]
12/ 2	at New York	0	14	[L]
12/ 9	Cleveland	0	28	[L]
12/16	at Washington	20	10	[W]

Won 4, Lost 7, Tied 1
(H 1-4-1, A 3-3) 183 235

1950

JOHN MICHELOSEN, Head Coach

		Steelers	Opp.	
9/17	New York	7	18	[L]
9/24	at Detroit	7	10	[L]
10/ 1	at Washington	26	7	[W]
10/ 7	Cleveland	17	30	[L]
10/15	at New York	17	6	[W]
10/22	Philadelphia	10	17	[L]
10/29	at Cleveland	7	45	[L]
11/ 5	at Philadelphia	9	7	[W]
11/12	Baltimore	17	7	[W]
11/23	at Chicago Cards	28	17	[W]
12/ 3	Washington	7	24	[L]
12/10	Chicago Cards	28	7	[W]

Won 6, Lost 6 (H 2-4, A 4-2) 180 195

1949

JOHN MICHELOSEN, Head Coach

		Steelers	Opp.	
9/25	New York Giants	28	7	[W]
10/ 3	Washington	14	27	[L]
10/ 8	Detroit	14	7	[W]
10/16	at New York Giants	21	17	[W]
10/23	New York Bulldogs	24	13	[W]
10/30	Philadelphia	7	38	[L]
11/ 6	at Washington	14	27	[L]
11/13	Los Angeles	7	7	[T]
11/20	at Green Bay	30	7	[W]
11/27	at Philadelphia	17	34	[L]
12/ 4	at Chicago Bears	21	30	[L]
12/11	at New York Bulldogs	27	0	[W]

Won 6, Lost 5, Tied 1
(H 3-2-1, A 3-3) 224 214

1948

JOHN MICHELOSEN, Head Coach

		Steelers	Opp.	
9/26	at Washington	14	17	[L]
10/ 3	Boston	24	14	[W]
10/10	Washington	10	7	[W]
10/17	at Boston	7	13	[L]
10/24	at New York	27	34	[L]
10/31	Philadelphia	7	34	[L]

11/ 7	Green Bay	38	7	[W]
11/14	Chicago Cards	7	24	[L]
11/21	at Detroit	14	17	[L]
11/28	at Philadelphia	0	17	[L]
12/ 5	New York	38	28	[W]
12/12	at Los Angeles	14	31	[L]

Won 4, Lost 8 (H 4-2, A 0-6) 200 243

1947

JOCK SUTHERLAND, Head Coach

		Steelers	Opp.	
9/21	Detroit	17	10	[W]
9/29	Los Angeles	7	48	[L]
10/ 5	at Washington	26	27	[L]
10/12	at Boston	30	14	[W]
10/19	Philadelphia	35	24	[W]
10/26	at New York	38	21	[W]
11/ 2	at Green Bay	18	17	[W]
11/ 9	Washington	21	14	[W]
11/16	New York	24	7	[W]
11/23	at Chicago Bears	7	49	[L]
11/30	at Philadelphia	0	21	[L]
12/ 7	Boston	17	7	[W]

Won 8, Lost 4 (H 5-1, A 3-3) 240 259

Eastern Division Playoff

12/21	Philadelphia	0	21	[L]
-------	--------------	---	----	-----

1946

JOCK SUTHERLAND, Head Coach

		Steelers	Opp.	
9/20	Chicago Cards	14	7	[W]
9/29	at Washington	14	14	[T]
10/ 6	New York	14	17	[L]
10/13	Boston	16	7	[W]
10/20	at Green Bay	7	17	[L]
10/27	at Boston	33	7	[W]
11/ 3	Washington	14	7	[W]
11/10	at Detroit	7	17	[L]
11/17	Philadelphia	10	7	[W]
11/24	at New York	0	7	[L]
12/ 1	at Philadelphia	7	10	[L]

Won 5, Lost 5, Tied 1
(H 4-1, A 1-4-1) 136 117

1945

JIM LEONARD, Head Coach

		Steelers	Opp.	
9/25	at Boston	7	28	[L]
10/ 7	New York	6	34	[L]
10/14	Washington	0	14	[L]
10/21	at New York	21	7	[W]
10/28	Boston	6	10	[L]
11/ 4	Philadelphia	3	45	[L]
11/11	Chicago Cards	23	0	[W]
11/18	at Philadelphia	6	30	[L]
11/25	at Chicago Bears	7	28	[L]
12/ 2	at Washington	0	24	[L]

Won 2, Lost 8 (H 1-4, A 1-4) 79 220

1944*

WALT KIESLING and PHIL HANDLER, Head Coaches

		Steelers	Opp.	
9/24	Cleveland	28	30	[L]
10/ 8	Green Bay	7	34	[L]
10/15	at Chicago Bears	7	34	[L]
10/22	at New York	0	23	[L]
10/29	at Washington	20	42	[L]
11/ 5	Detroit	6	27	[L]
11/12	at Detroit	7	21	[L]
11/19	**Cleveland	6	33	[L]
11/26	**Green Bay	20	35	[L]
12/ 3	Chicago Bears	7	49	[L]

Won 0, Lost 10 (H 0-6, A 0-4) 108 328

*Combined with Chicago Cards

**Home game played in Chicago

1943*

WALT KIESLING and GREASY NEALE, Head Coaches

		Steelers	Opp.	
10/ 2	**Brooklyn	17	0	[W]
10/ 9	**New York	28	14	[W]

10/17 at Chicago Bears	21	48	[L]
10/24 at New York	14	42	[L]
10/31 Chicago Cards	34	3	[W]
11/ 7 ** Washington	14	14	[T]
11/14 at Brooklyn	7	13	[L]
11/21 Detroit	35	34	[W]
11/28 at Washington	27	14	[W]
12/ 5 ** Green Bay	28	38	[L]

Won 5, Lost 4, Tied 1 225 220

(H 4-1-1, A 1-3)

* Combined with Philadelphia Eagles

** Home game played in Philadelphia

1942

WALT KIESLING, Head Coach

	Steelers	Opp.	
9/13 Philadelphia	14	24	[L]
9/20 at Washington	14	24	[L]
10/ 4 New York	13	10	[W]
10/11 at Brooklyn	7	0	[W]
10/18 at Philadelphia	14	0	[W]
10/25 Washington	0	14	[L]
11/ 1 at New York	17	9	[W]
11/ 8 at Detroit	35	7	[W]
11/22 Chicago Cards	19	3	[W]
12/ 6 at Green Bay	21	24	[L]

Won 7, Lost 4, (H 3-2, A 4-2) 167 119

1941

BERT BELL, ALDO DONELLI and WALT KIESLING, Head Coaches

	Steelers	Opp.	
9/ 7 at Cleveland	14	17	[L]
9/21 Philadelphia	7	10	[L]
10/ 5 New York	10	37	[L]
10/12 Washington	20	24	[L]
10/19 at New York	7	28	[L]
10/26 at Chicago Bears	7	34	[L]
11/ 2 at Washington	3	23	[L]
11/ 9 at Philadelphia	7	7	[T]
11/16 Brooklyn	14	7	[W]
11/23 Green Bay	7	54	[L]
11/30 at Brooklyn	7	35	[L]

Won 1, Lost 9, Tied 1 103 276

(H 1-4, A 0-5-1)

1940

WALT KIESLING, Head Coach

	Steelers	Opp.	
9/ 8 Chicago Cards	7	7	[T]
9/15 New York	10	10	[T]
9/22 at Detroit	10	7	[W]
9/29 Brooklyn	3	10	[L]
10/ 6 Washington	10	40	[L]
10/13 at Brooklyn	0	21	[L]
10/20 at New York	0	12	[L]
10/27 at Green Bay	3	24	[L]
11/ 3 at Washington	10	37	[L]
11/10 Philadelphia	7	3	[W]
11/28 at Philadelphia	0	7	[L]

Won 2, Lost 7, Tied 2 60 178

(H 1-2-2, A 1-5)

1939

WALT KIESLING and JOHN BLOOD, Head Coaches

	Steelers	Opp.	
9/14 at Brooklyn	7	12	[L]
9/24 Chicago Cards	0	10	[L]
10/ 2 Chicago Bears	0	32	[L]
10/ 8 New York	7	14	[L]
10/15 at Washington	14	44	[L]

10/22 Washington	14	21	[L]
10/29 at Cleveland	14	14	[T]
11/ 5 at Brooklyn	13	17	[L]
11/19 at New York	7	23	[L]
11/23 at Philadelphia	14	17	[L]
11/26 Philadelphia	24	12	[W]

Won 1, Lost 9, Tied 1 114 216

(H 1-4, A 0-5-1)

1938

JOHN BLOOD, Head Coach

	Steelers	Opp.	
9/ 9 at Detroit	7	16	[L]
9/11 New York	14	27	[L]
9/16 at Philadelphia	7	27	[L]
9/23 at Brooklyn	17	3	[W]
10/ 3 at New York	13	10	[W]
10/ 9 Brooklyn	7	17	[L]
10/23 at Green Bay	0	20	[L]
11/ 6 Washington	0	7	[L]
11/20 at Philadelphia	7	14	[L]
11/27 at Washington	0	15	[L]
12/ 4 at Cleveland	7	13	[L]

Won 2, Lost 9 (H 0-3, A 2-6) 79 169

1937

JOHN BLOOD, Head Coach

	Steelers	Opp.	
9/ 5 Philadelphia	27	14	[W]
9/19 at Brooklyn	21	0	[W]
9/26 New York	7	10	[L]
10/ 4 Chicago Bears	0	7	[L]
10/10 at Detroit	3	7	[L]
10/17 at Washington	20	34	[L]
10/24 Chicago Cubs	7	13	[L]
10/31 Philadelphia	16	7	[W]
11/ 7 at New York	0	17	[L]
11/14 Washington	21	13	[W]
11/21 Brooklyn	0	23	[L]

Won 4, Lost 7, (H 3-4, A 1-3) 122 145

1936

JOE BACH, Head Coach

	Steelers	Opp.	
9/13 Boston	10	0	[W]
9/23 at Brooklyn	10	6	[W]
9/27 New York	10	7	[W]
10/ 4 Chicago Bears	9	27	[L]
10/14 Philadelphia	17	0	[W]
10/18 at Chicago Bears	6	26	[L]
10/25 at Green Bay	10	42	[L]
11/ 1 Brooklyn	10	7	[W]
11/ 5 at Philadelphia	6	0	[W]
11/ 8 at Detroit	3	28	[L]
11/15 at Chicago Cards	6	14	[L]
11/29 at Boston	0	30	[L]

Won 6, Lost 6 (H 4-1, A 2-5) 97 187

1935

JOE BACH, Head Coach

	Steelers	Opp.	
9/13 at Philadelphia	17	7	[W]
9/22 New York	7	42	[L]
9/29 Chicago Bears	7	23	[L]
10/ 6 at Green Bay	0	27	[L]
10/ 9 Philadelphia	6	17	[L]
10/20 Chicago Cards	17	13	[W]
10/27 Boston	6	0	[W]
11/ 3 Brooklyn	7	13	[L]
11/10 at Brooklyn	16	7	[W]
11/24 Green Bay	14	34	[L]
12/ 1 at Boston	3	13	[L]
12/ 8 at New York	0	13	[L]

Won 4, Lost 8 (H 2-5, A 2-3) 100 209

1934

LUBY DIMELIO, Head Coach

	Steelers	Opp.
9/ 9 Cincinnati	13	0 [W]
9/16 Boston	0	7 [L]
9/26 Philadelphia	0	17 [L]
10/ 3 New York	12	14 [L]
10/ 7 at Philadelphia	9	7 [W]
10/10 Chicago Bears	0	28 [L]
10/14 at Boston	0	39 [L]
10/21 at New York	7	17 [L]
10/28 at Brooklyn	3	21 [L]
11/ 4 at Detroit	7	40 [L]
11/11 at St. Louis	0	6 [L]
11/18 Brooklyn	0	10 [L]
Won 2, Lost 10 (H 1-5, A 1-5)	51	206

1933

JAP DOUDS, Head Coach

	Steelers	Opp.
9/20 New York	2	23 [L]
9/27 Chicago Cardinals	14	13 [W]
10/ 4 Boston	6	21 [L]
10/11 Cincinnati	17	0 [W]
10/15 at Green Bay	0	47 [L]
10/22 at Cincinnati	0	0 [T]
10/29 at Boston	16	14 [W]
11/ 5 at Brooklyn	3	3 [T]
11/12 Brooklyn	0	32 [L]
11/19 at Philadelphia	6	25 [L]
12/ 3 at New York	3	27 [L]
Won 3, Lost 6, Tied 2	67	205
(H 2-3, A 1-3-2)		

STEELERS IN POSTSEASON

Overall: 16-11 Home: 8-4 Away: 4-6 Neutral: 4-1

12-21-47 Eastern Division Playoff	Steelers	Philadelphia	0-21 [L]	35,729
1- 6-63 Playoff Bowl	Steelers	Detroit	10-17 [L]	36,284
12-23-72 AFC Divisional Playoff	Steelers	Oakland	13- 7 [W]	50,327
12-31-72 AFC Championship	Steelers	Miami	17-21 [L]	50,845
12-22-73 AFC Wild Card	Steelers at	Oakland	14-33 [L]	52,646
12-22-74 AFC Divisional Playoff	Steelers	Buffalo	32-14 [W]	49,841
12-29-74 AFC Championship	Steelers at	Oakland	24-13 [W]	53,800
1-12-75 Super Bowl IX	Steelers	Minnesota	16- 6 [W]	80,997
12-27-75 AFC Divisional Playoff	Steelers	Baltimore	28-10 [W]	49,557
1- 4-76 AFC Championship	Steelers	Oakland	16-10 [W]	50,609
1-18-76 Super Bowl X	Steelers	Dallas	21-17 [W]	80,187
12-19-76 AFC Divisional Playoff	Steelers at	Baltimore	40-14 [W]	59,296
12-26-76 AFC Championship	Steelers at	Oakland	7-24 [L]	53,821
12-24-77 AFC Divisional Playoff	Steelers at	Denver	21-34 [L]	75,059
12-30-78 AFC Divisional Playoff	Steelers	Denver	33-10 [W]	50,230
1- 7-79 AFC Championship	Steelers	Houston	34- 5 [W]	50,725
1-21-79 Super Bowl XIII	Steelers	Dallas	35-31 [W]	79,484
12-30-79 AFC Divisional Playoff	Steelers	Miami	34-14 [W]	50,214
1- 6-80 AFC Championship	Steelers	Houston	27-13 [W]	50,475
1-20-80 Super Bowl XIV	Steelers	L.A. Rams	31-19 [W]	103,985
1- 9-83 AFC Tournament	Steelers	San Diego	28-31 [L]	53,546
1- 1-84 AFC Divisional Playoff	Steelers at	L.A. Raiders	10-38 [L]	90,380
12-30-84 AFC Divisional Playoff	Steelers at	Denver	24-17 [W]	74,981
1- 6-85 AFC Championship	Steelers at	Miami	28-45 [L]	76,029
12-31-89 AFC Wild Card	Steelers at	Houston	26-23 [W]	58,306
1- 7-90 AFC Divisional Playoff	Steelers at	Denver	23-24 [L]	75,868
1- 9-93 AFC Divisional Playoff	Steelers	Buffalo	3-24 [L]	60,407

STEELERS IN OVERTIME

Overall: 8-3-1 Home: 4-0 Away: 4-3-1

9-22-74 at Denver	35-35 [T]	12- 2-84 at Houston	20-23 [L]
9-24-78 Cleveland	15- 9 [W]	9-28-86 at Houston	22-16 [W]
9- 3-79 at New England	16-13 [W]	11-23-86 at Cleveland	31-37 [L]
11-25-79 Cleveland	33-30 [W]	11-30-86 at Chicago	10-13 [L]
9-27-81 New England	27-21 [W]	12-31-89 at Houston*	26-23 [W]
9-19-82 Cincinnati	26-20 [W]	11-10-91 at Cincinnati	33-27 [W]

STEELERS ON MONDAY NIGHT

Overall: 15-14 Home: 9-5 Away: 6-9

11- 2-70 Cincinnati	21-10 [W]	10-20-80 Oakland	34-45 [L]
10-18-71 at Kansas City	16-38 [L]	12-22-80 at San Diego	17-26 [L]
11- 5-73 Washington	21-16 [W]	10-26-81 Houston	26-13 [W]
12- 3-73 at Miami	26-30 [L]	12- 7-81 at Oakland	27-30 [L]
10-28-74 Atlanta	24-17 [W]	9-13-82 at Dallas	36-28 [W]
11-25-74 at New Orleans	28- 7 [W]	10-10-83 at Cincinnati	24-14 [W]
11-24-75 at Houston	32- 9 [W]	10- 1-84 Cincinnati	38-17 [W]
10- 4-76 at Minnesota	6-17 [L]	11-19-84 at New Orleans	24-27 [L]
9-19-77 San Francisco	27- 0 [W]	9-16-85 at Cleveland	7-17 [L]
10-17-77 Cincinnati	20-14 [W]	9-30-85 Cincinnati	24-37 [L]
10-23-78 Houston	17-24 [L]	9-15-86 Denver	10-21 [L]
11-27-78 at San Francisco	24- 7 [W]	10-13-86 at Cincinnati	22-24 [L]
9- 3-79 at New England	16-13 [W]	10-29-90 L.A. Rams	41-10 [W]
10-22-79 Denver	42- 7 [W]	10-14-91 N.Y. Giants	20-23 [L]
12-10-79 at Houston	17-20 [L]	10-19-92 Cincinnati	20- 0 [W]

STEELERS ON SUNDAY NIGHT PRIME TIME

Overall: 3-5 Home: 1-0 Away: 2-5

11-12-78 at L.A. Rams	7-10 [L]	11-18-90 at Cincinnati	3-27 [L]
12- 8-85 at San Diego	44-54 [L]	12-30-90 at Houston	14-34 [L]
12- 4-88 at Houston	37-34 [W]	10- 6-91 at Indianapolis	21- 3 [W]
9-16-90 Houston	20- 9 [W]	11- 3-91 at Denver	13-20 [L]
		10-25-92 at Kansas City	27- 3 [W]

* Playoff game

STEELERS PRESEASON RESULTS

1992 (2-2)

Pitt. vs. Philadelphia at Pittsburgh	33-35
Pitt. vs. New Orleans at New Orleans	0-26
Pitt. vs. Chicago at Chicago	28-17
Pitt. vs. New York Giants at Pittsburgh	24-3

1991 (2-2)

Pitt. vs. Washington at Pittsburgh	16-7
Pitt. vs. Minnesota at Minnesota	24-34
Pitt. vs. Philadelphia at Philadelphia	20-21
Pitt. vs. Detroit at Detroit	16-3

1990 (2-2)

Pitt. vs. New England at Montreal	30-14
Pitt. vs. Washington at Washington	24-27
Pitt. vs. Dallas at Dallas	9-20
Pitt. vs. Philadelphia at Pittsburgh	20-10

1989 (2-2)

Pitt. vs. Washington at Pittsburgh	14-21
Pitt. vs. Cleveland at Cleveland	24-21
Pitt. vs. Philadelphia at Philadelphia	14-38
Pitt. vs. New York Giants at New York	13-10

1988 (3-1)

Pitt. vs. Washington at Washington	44-31
Pitt. vs. Philadelphia at Pittsburgh	21-16
Pitt. vs. New York Giants at New York	17-28
Pitt. vs. New Orleans at New Orleans	31-28

1987 (0-4)

Pitt. vs. Washington at Washington	17-23
Pitt. vs. Chicago at Chicago	14-50
Pitt. vs. New Orleans at New Orleans	28-31
Pitt. vs. New York Giants at Pittsburgh	20-26

1986 (1-3)

Pitt. vs. Chicago at Pittsburgh	13-23
Pitt. vs. Washington at Washington	(ot) 24-27
Pitt. vs. Dallas at Dallas	41-28
Pitt. vs. New York Giants at New York	3-17

1985 (1-3)

Pitt. vs. Tampa Bay at Tampa	42-27
Pitt. vs. Minnesota at Minneapolis	34-41
Pitt. vs. St. Louis at St. Louis	6-14
Pitt. vs. New York Giants at Pittsburgh	14-24

1984 (3-1)

Pitt. vs. Cleveland at Cleveland	31-14
Pitt. vs. Philadelphia at Pittsburgh	20-17
Pitt. vs. Dallas at Dallas	20-10
Pitt. vs. New York Giants at New York	9-16

1983 (4-1)

Pitt. vs. New Orleans at Canton	27-14
Pitt. vs. New England at Knoxville	27-16
Pitt. vs. New York Giants at Pittsburgh	13-22
Pitt. vs. Dallas at Dallas	24-7
Pitt. vs. Philadelphia at Philadelphia	10-3

1982 (4-0)

Pitt. vs. New England at Knoxville	24-20
Pitt. vs. New York Giants at New York	13-10
Pitt. vs. Baltimore at Pittsburgh	37-15
Pitt. vs. Philadelphia at Pittsburgh	27-24

1981 (2-2)

Pitt. vs. Cleveland at Cleveland	35-31
Pitt. vs. Philadelphia at Philadelphia	20-36
Pitt. vs. Dallas at Dallas	14-24
Pitt. vs. New York Giants at Pittsburgh	31-6

1980 (3-1)

Pitt. vs. New York Giants at New York	13-0
Pitt. vs. Atlanta at Atlanta	17-14
Pitt. vs. New York Jets at Pittsburgh	13-20
Pitt. vs. Dallas at Dallas	31-10

1979 (3-1)

Pitt. vs. Buffalo at Buffalo	15-7
Pitt. vs. New York Giants at Pittsburgh	10-3
Pitt. vs. New York Jets at New York	27-14
Pitt. vs. Dallas at Dallas	14-16

1978 (2-2)

Pitt. vs. Baltimore at Baltimore	22-10
Pitt. vs. Atlanta at Pittsburgh	13-7
Pitt. vs. New York Giants at New York	6-13
Pitt. vs. Dallas at Dallas	13-16

1977 (3-3)

Pitt. vs. Buffalo at Pittsburgh	28-24
Pitt. vs. Kansas City at Kansas City	21-23
Pitt. vs. New York Jets at New York	26-13
Pitt. vs. New England at New England	10-13
Pitt. vs. Philadelphia at Pittsburgh	21-13
Pitt. vs. Dallas at Dallas	0-30

1976 (5-2)

Pitt. vs. All Stars at Chicago	24-0
Pitt. vs. New Orleans at New Orleans	24-14
Pitt. vs. Philadelphia at Philadelphia	14-7
Pitt. vs. Washington at Washington	27-7
Pitt. vs. New York Giants at Pittsburgh	0-17
Pitt. vs. Dallas at Dallas	10-20
Pitt. vs. New York Jets at Pittsburgh	41-6

1975 (3-4)

Pitt. vs. All Stars at Chicago	21-14
Pitt. vs. Philadelphia at Pittsburgh	14-17
Pitt. vs. Oakland at Berkeley	21-24
Pitt. vs. Baltimore at Baltimore	31-10
Pitt. vs. New York Giants at Princeton	7-24
Pitt. vs. New Orleans at Pittsburgh	24-13
Pitt. vs. Dallas at Dallas	16-17

1974 (5-0)

Pitt. vs. New Orleans at New Orleans	26-7
Pitt. vs. Chicago at Pittsburgh	50-21
Pitt. vs. Philadelphia at Philadelphia	(ot) 33-30
Pitt. vs. New York Giants at Pittsburgh	17-7
Pitt. vs. Washington at Washington	21-19
Pitt. vs. Dallas at Dallas	41-15

1973 (4-2)

Pitt. vs. Baltimore at Pittsburgh	34-7
Pitt. vs. Minnesota at Bloomington	6-10
Pitt. vs. Philadelphia at Pittsburgh	17-3
Pitt. vs. New York Giants at New York	24-29
Pitt. vs. Green Bay at Green Bay	30-22
Pitt. vs. Atlanta at Pittsburgh	19-0

1972 (4-1-1)

Pitt. vs. New York Giants at Pittsburgh	28-10
Pitt. vs. New York Jets at Seattle	22-3
Pitt. vs. Atlanta at Atlanta	31-17
Pitt. vs. Baltimore at Tampa	13-16
Pitt. vs. New Orleans at Memphis	56-7
Pitt. vs. Washington at Pittsburgh	10-10

1971 (3-2-0)

Pitt. vs. Green Bay at Green Bay	16-13
Pitt. vs. Cincinnati at Cincinnati	13-20
Pitt. vs. Minnesota at Pittsburgh	21-26
Pitt. vs. New York Jets at Cleveland	35-21
Pitt. vs. New York Giants at New York	20-3

1970 (4-1-0)

Pitt. vs. Miami at Jacksonville	10-16
Pitt. vs. Minnesota at Bloomington	20-13
Pitt. vs. New York Giants at Pittsburgh	21-6
Pitt. vs. Boston at Shreveport	31-3
Pitt. vs. Oakland at Oakland	20-6

1969 (2-3-0)

Pitt. vs. St. Louis at Norfolk, Va.	12-27
Pitt. vs. New Orleans at Baton Rouge, La.	34-24
Pitt. vs. Cincinnati at Pittsburgh	13-23
Pitt. vs. Green Bay at Green Bay	19-31
Pitt. vs. New York Giants at Montreal	17-13

1968 (1-4-0)

Pitt. vs. St. Louis at St. Louis	7-24
Pitt. vs. San Diego at San Diego	36-33
Pitt. vs. Cincinnati at Morgantown, W. Va.	3-19
Pitt. vs. Green Bay at Milwaukee	17-21
Pitt. vs. Washington at Norfolk, Va.	17-24

1967 (2-3-0)

Pitt. vs. Green Bay at Green Bay	20-31
Pitt. vs. New Orleans at Baton Rouge, La.	17-20
Pitt. vs. St. Louis at Nashville	24-13
Pitt. vs. San Diego at San Diego	16-7
Pitt. vs. Washington at Norfolk, Va.	10-16

1966 (1-4-0)

Pitt. vs. New York Giants at Ithaca, NY	14-16
Pitt. vs. Minnesota at Portland	6-35
Pitt. vs. San Francisco at Portland	34-17
Pitt. vs. Green Bay at Green Bay	6-17
Pitt. vs. Cleveland at Birmingham, Ala.	10-14

1965 (0-5-0)

Pitt. vs. New York Giants at Atlanta	21-31
Pitt. vs. New York Giants at New Haven, Ct.	7-16
Pitt. vs. Baltimore at Atlanta	10-38
Pitt. vs. San Francisco at Providence, R.I.	9-23
Pitt. vs. Cleveland at Akron	16-28

1964 (1-3-0)

Pitt. vs. Philadelphia at Allentown, Pa.	13-24
Pitt. vs. Cleveland at Akron	7-42
Pitt. vs. San Francisco at Omaha	17-14
Pitt. vs. Baltimore at Canton	17-48

STEELERS vs. NFL OPPONENTS

ATLANTA FALCONS

Steelers won 8, lost 1 (Home: 4-0, Road: 4-1)

Steelers won 6, lost 1 (home: 4-0, Road: 4-1)

STEELERS			FALCONS				
1966	57	33	[W]	1981	34	20	[W]
1968	41	21	[W]	1984 h	35	10	[W]
1970	16	27	[L]	1987	28	12	[W]
1974 h	24	17	[W]	1990 h	21	9	[W]
1978 h	31	7	[W]				

BUFFALO BILLS

Steelers won 6, lost 8 (Home: 4-2, Road: 2-6)

Steelers Won 6, lost 6 (Home: 4-2, Road: 2-6)

STEELERS			BILLS			STEELERS			BILLS		
1970 h	23		10	[W]		1985 h	30		24	[W]	
1972	38		21	[W]		1986	12		16	[L]	
1974 h*	32		14	[W]		1988	28		36	[L]	
1975 h	21		30	[L]		1991	34		52	[L]	
1978	28		17	[W]		1992	20		28	[L]	
1979 h	28		0	[W]		1992 h*	3		24	[L]	
1980	13		28	[L]							
1982	0		13	[L]							

CHICAGO BEARS

Steelers won 4, lost 19, tied 1 (Home: 4-8-1, Road: 0-11)

Steelers won 4, lost 15, tied 7 (home: 4-6-1, road: 0-11)

STEELERS	BEARS		STEELERS	BEARS			
1934 h	0	28	[L]	1958 h	24	10	[W]
1935 h	7	23	[L]	1959	21	27	[L]
1936 h	9	27	[L]	1963 h	17	17	[T]
1936	6	26	[L]	1967 h	41	13	[W]
1937 h	0	7	[L]	1969	7	38	[L]
1939 h	0	32	[L]	1971	15	17	[L]
1941	7	34	[L]	1975 h	34	3	[W]
1943	21	48	[L]	1980 h	38	3	[W]
1944	7	34	[L]	1986	10	13ot	[L]
1944 h	7	49	[L]	1989 h	0	20	[L]
1945 h	7	28	[L]	1992	6	30	[L]
1947	7	49	[L]				
1949	21	30	[L]				

CINCINNATI BENGALS

Steelers won 24, lost 21 (Home: 16-7, Road: 8-14)

Steelers won 24, lost 21 (home: 16-7, Road: 8-14)

STEELERS			BENGALS			STEELERS			BENGALS		
1970 h	21		10	[W]	1982 h	26		20ot	[W]		
1970	7		34	[L]	1983	24		14	[W]		
1971 h	21		10	[W]	1983 h	10		23	[L]		
1971	21		13	[W]	1984 h	38		17	[W]		
1972	10		15	[L]	1984	20		22	[L]		
1972 h	40		17	[W]	1985 h	24		37	[L]		
1973	7		19	[L]	1985	21		26	[L]		
1973 h	20		13	[W]	1986	22		24	[L]		
1974	10		17	[L]	1986 h	30		9	[W]		
1974 h	27		3	[W]	1987 h	23		20	[W]		
1975	30		24	[W]	1987	30		16	[W]		
1975 h	35		14	[W]	1988 h	12		17	[L]		
1976 h	23		6	[W]	1988	7		42	[L]		
1976	7		3	[W]	1989	10		41	[L]		
1977 h	20		14	[W]	1989 h	16		26	[L]		
1977	10		17	[L]	1990	3		27	[L]		
1978	28		3	[W]	1990 h	12		16	[L]		
1978 h	7		6	[W]	1991	33		27ot	[W]		
1979	10		34	[L]	1991 h	17		10	[W]		
1979 h	37		17	[W]	1992 h	20		0	[W]		
1980	28		30	[L]	1992	21		9	[W]		
1980 h	16		17	[L]							
1981	7		34	[L]							
1981 h	10		17	[L]							

NFL LEADERS SINCE 1970 MERGER

Team	Division Titles	Playoffs
San Francisco	12	13
Minnesota	11	14
Dallas	10	16
Miami	10	14
STEELERS	10	13
Los Angeles Raiders	9	14
Los Angeles Rams	8	14

CLEVELAND BROWNS

Steelers won 35, lost 51 (Home: 24-19, Road: 11-32)

STEELERS			BROWNS			STEELERS			BROWNS		
1950 h	17		30	[L]		1971 h	26		9		[W]
1950	7		45	[L]		1972	24		26		[L]
1951	0		17	[L]		1972 h	30		0		[W]
1951 h	0		28	[L]		1973 h	33		6		[W]
1952 h	20		21	[L]		1973	16		21		[L]
1952	28		29	[L]		1974 h	20		16		[W]
1953	16		34	[L]		1974	26		16		[W]
1953 h	16		20	[L]		1975	42		6		[W]
1954 h	55		27	[W]		1975 h	31		17		[W]
1954	7		42	[L]		1976 h	31		14		[W]
1955	14		41	[L]		1976	16		18		[L]
1955 h	7		30	[L]		1977	28		14		[W]
1956 h	10		14	[L]		1977 h	35		31		[W]
1956	24		16	[W]		1978 h	15		9ot		[W]
1957 h	12		23	[L]		1978	34		14		[W]
1957	0		24	[L]		1979	51		35		[W]
1958 h	12		45	[L]		1979 h	33		30ot		[W]
1958	10		27	[L]		1980	26		27		[L]
1959 h	17		7	[W]		1980 h	16		13		[W]
1959	21		20	[W]		1981 h	13		7		[W]
1960	20		28	[L]		1981	32		10		[W]
1960 h	14		10	[W]		1982	9		10		[L]
1961 h	28		30	[L]		1982 h	37		21		[W]
1961	17		13	[W]		1983 h	44		17		[W]
1962 h	14		41	[L]		1983	17		30		[L]
1962	14		35	[L]		1984	10		20		[L]
1963	23		35	[L]		1984 h	23		20		[W]
1963 h	9		7	[W]		1985	7		17		[L]
1964	23		7	[W]		1985 h	10		9		[W]
1964 h	17		30	[L]		1986 h	24		27		[L]
1965	19		24	[L]		1986	31		37ot		[L]
1965 h	21		42	[L]		1987	10		34		[L]
1966	10		41	[L]		1987 h	13		19		[L]
1966 h	16		6	[W]		1988 h	9		23		[L]
1967	10		21	[L]		1988	7		27		[L]
1967 h	14		34	[L]		1989 h	0		51		[L]
1968	24		31	[L]		1989	17		7		[W]
1968 h	24		45	[L]		1990	3		13		[L]
1969	31		42	[L]		1990 h	35		0		[W]
1969 h	3		24	[L]		1991	14		17		[L]
1970	7		15	[L]		1991 h	17		10		[W]
1970 h	28		9	[W]		1992	9		17		[L]
1971	17		27	[L]		1992 h	23		13		[W]

STEELERS VS. AFC CENTRAL

	CIN	CLE	HOU	Home	Away	Overall
1970	1-1	1-1	1-1	2-1	1-2	3-3
1971	2-0	1-1	1-1	3-0	1-2	4-2
1972	1-1	1-1	2-0	3-0	1-2	4-2
1973	1-1	1-1	2-0	3-0	1-2	4-2
1974	1-1	2-0	1-1	2-1	2-1	4-2
1975	2-0	2-0	2-0	3-0	3-0	6-0
1976	2-0	1-1	2-0	3-0	2-1	5-1
1977	1-1	2-0	1-1	3-0	1-2	4-2
1978	2-0	2-0	1-1	2-1	3-0	5-1
1979	1-1	2-0	1-1	3-0	1-2	4-2
1980	0-2	1-1	1-1	2-1	0-3	2-4
1981	0-2	2-0	1-1	2-1	1-2	3-3
1982	1-0	1-1	1-0	2-0	1-1	3-1
1983	1-1	1-1	2-0	2-1	2-1	4-2
1984	1-1	1-1	1-1	3-0	0-3	3-3
1985	0-2	1-1	2-0	2-1	1-2	3-3
1986	1-1	0-2	2-0	2-1	1-2	3-3
1987	2-0	0-2	0-2	1-2	1-2	2-4
1988	0-2	0-2	1-1	0-3	1-2	1-5
1989	0-2	1-1	0-2	0-3	1-2	1-5
1990	0-2	1-1	1-1	2-1	0-3	2-4
1991	2-0	1-1	1-1	3-0	1-2	4-2
1992	2-0	1-1	2-0	3-0	2-1	5-1
Totals	24-21	26-20*	29-16**	51-17	28-40	79-57

* Does not include series record before pro football merger in 1970.

** Does not include postseason games.

DALLAS COWBOYS

Steelers won 13, lost 12 (Home: 6-4, Road: 5-8, Neutral: 2-0)

	STEELERS	COWBOYS		STEELERS	COWBOYS	
1960	35	28	[W]	1967 h	21	[L]
1961	24	27	[L]	1968	7	[L]
1961 h	37	7	[W]	1969 h	7	[L]
1962	30	28	[W]	1972	13	[L]
1962 h	27	42	[L]	1975***	21	[W]
1963 h	27	21	[W]	1977 h	28	[W]
1963	24	19	[W]	1978***	35	[W]
1964 h	23	17	[W]	1979 h	14	[W]
1964	14	17	[L]	1982	36	[W]
1965 h	22	13	[W]	1985	13	[L]
1965	17	24	[L]	1988 h	24	[W]
1966	21	52	[L]	1991	10	[L]
1966 h	7	20	[L]			

DENVER BRONCOS

Steelers won 7, lost 11, tied 1 (Home: 4-5, Road: 3-6-1)

	STEELERS	BRONCOS		STEELERS	BRONCOS	
1970	13	16	[L]	1983 h	10	[L]
1971 h	10	22	[L]	1984*	24	[W]
1973 h	13	23	[L]	1985 h	23	[L]
1974	35	35ot	[T]	1986 h	10	[L]
1975 h	20	9	[W]	1988 h	39	[W]
1977	7	21	[L]	1989	7	[L]
1977*	21	34	[L]	1989*	23	[L]
1978	21	17	[W]	1990	34	[W]
1978 h*	33	10	[W]	1991	13	[L]
1979 h	42	7	[W]			

DETROIT LIONS

Steelers won 12, lost 16, tied 1 (Home: 8-3-1, Road: 4-12, Neutral: 0-1)

	STEELERS	LIONS		STEELERS	LIONS	
1934	7	40	[L]	1955 h	28	[L]
1936	3	28	[L]	1956	7	[L]
1937	3	7	[L]	1959 h	10	[T]
1938	7	16	[L]	1962	7	[L]
1940	10	7	[W]	1962	10	[L]
1942	35	7	[W]	(Playoff Bowl)		
1943 h	35	34	[W]	1966 h	17	[W]
1944 h	6	27	[L]	1967	24	[W]
1944	7	21	[L]	1969 h	16	[W]
1946	7	17	[L]	1973 h	24	[W]
1947 h	17	10	[W]	1983	3	[L]
1948	14	17	[L]	1986 h	27	[W]
1949 h	14	7	[W]	1989	23	[W]
1950	7	10	[L]	1992 h	17	[W]
1952 h	6	31	[L]			
1953	21	38	[L]			

GREEN BAY PACKERS

Steelers won 11, lost 20 (Home: 5-8, Road: 6-12)

	STEELERS	PACKERS		STEELERS	PACKERS	
1933	0	47	[L]	1951 h	28	[W]
1935	0	27	[L]	1953 h	31	[W]
1935 h	14	34	[L]	1954	21	[W]
1936	10	42	[L]	1957 h	10	[L]
1938	0	20	[L]	1960 h	13	[L]
1940	3	24	[L]	1963	14	[L]
1941 h	7	54	[L]	1965 h	9	[L]
1942	21	24	[L]	1967	24	[W]
1943 h	28	38	[L]	1969 h	34	[L]
1944	7	34	[L]	1970 h	12	[L]
1944 h	20	35	[L]	1975	16	[W]
1946	7	17	[L]	1980 h	22	[W]
1947	18	17	[W]	1983	25	[W]
1948 h	38	7	[W]	1986 h	27	[W]
1949	30	7	[W]	1992	3	[L]
1951	33	35	[L]			

HOUSTON OILERS

Steelers won 32, lost 16 (Home: 18-6, Road: 14-10)

STEELERS			OILERS			STEELERS			OILERS		
1970 h	7		19	[L]		1981 h	26		13	[W]	
1970	7		3	[W]		1981	20		21	[L]	
1971 h	23		16	[W]		1982	24		10	[W]	
1971	3		29	[L]		1983	40		28	[W]	
1972 h	24		7	[W]		1983 h	17		10	[W]	
1972	9		3	[W]		1984 h	35		7	[W]	
1973	36		7	[W]		1984	20		23ot	[L]	
1973 h	33		7	[W]		1985 h	20		0	[W]	
1974	13		7	[W]		1985	30		7	[W]	
1974 h	10		13	[L]		1986	22		16ot	[W]	
1975 h	24		17	[W]		1986 h	21		10	[W]	
1975	32		9	[W]		1987 h	3		23	[L]	
1976 h	32		16	[W]		1987	16		24	[L]	
1976	21		0	[W]		1988 h	14		34	[L]	
1977	10		27	[L]		1988	37		34	[W]	
1977 h	27		10	[W]		1989	0		27	[L]	
1978 h	17		24	[L]		1989 h	16		23	[L]	
1978	13		3	[W]		1989*	26		23ot	[W]	
1978 h**	34		5	[W]		1990 h	20		9	[W]	
1979 h	38		7	[W]		1990	14		34	[L]	
1979	17		20	[L]		1991 h	26		14	[W]	
1979 h**	27		13	[W]		1991	6		31	[L]	
1980 h	31		17	[W]		1992	29		24	[W]	
1980	0		6	[L]		1992 h	21		20	[W]	

INDIANAPOLIS COLTS

Steelers won 13, lost 4 (Home: 8-1, Road: 5-3)

STEELERS			COLTS			STEELERS			COLTS		
1950 h	17		7	[W]		1979 h	17		13	[W]	
1957	19		13	[W]		1980	20		17	[W]	
1968 h	7		41	[L]		1983	24		13	[W]	
1971	21		34	[L]		1984	16		17	[L]	
1974 h	30		0	[W]		1985 h	45		3	[W]	
1975 h*	28		10	[W]		1987 h	21		7	[W]	
1976*	40		14	[W]		1991	21		3	[W]	
1977	21		31	[L]		1992 h	30		14	[W]	
1978 h	35		13	[W]							

Franchise moved from Baltimore to Indianapolis after 1983 season.

KANSAS CITY CHIEFS

Steelers won 13, lost 5 (Home: 7-4, Road: 6-1)

STEELERS			CHIEFS			STEELERS			CHIEFS		
1970 h	14		31	[L]		1982 h	35		14	[W]	
1971	16		38	[L]		1984 h	27		37	[L]	
1972 h	16		7	[W]		1985	36		28	[W]	
1974	34		24	[W]		1986 h	19		24	[L]	
1975 h	28		3	[W]		1987	17		16	[W]	
1976	45		0	[W]		1988 h	16		10	[W]	
1978 h	27		24	[W]		1989 h	23		17	[W]	
1979	30		3	[W]		1992	27		3	[W]	
1980 h	21		16	[W]							
1981 h	33		37	[L]							

LOS ANGELES RAIDERS

Steelers won 6, lost 10 (Home: 3-3, Road: 3-7)

STEELERS			RAIDERS			STEELERS			RAIDERS		
1970	14		31	[L]		1976	28		31	[L]	
1972 h	34		28	[W]		1976**	7		24	[L]	
1972 h*	13		7	[W]		1977 h	7		16	[L]	
1973	17		9	[W]		1980 h	34		45	[L]	
1973*	14		33	[L]		1981	27		30	[L]	
1974 h	0		17	[L]		1983*	10		38	[L]	
1974**	24		13	[W]		1984	13		7	[W]	
1975 h**	16		10	[W]		1990	3		20	[L]	

Franchise moved from Oakland to Los Angeles after 1981 season.

LOS ANGELES RAMS

Steelers won 5, lost 15, tied 2 (Home: 4-5-1, Road: 0-10-1, Neutral: 1-0)

STEELERS			RAMS			STEELERS			RAMS		
1938	7		13	[L]		1961	14		24	[L]	
1939	14		14	[T]		1964 h	14		26	[L]	
1941	14		17	[L]		1968	10		45	[L]	
1944 h	28		30	[L]		1971 h	14		23	[L]	
1944 h	6		33	[L]		1975	3		10	[L]	
1947 h	7		48	[L]		1978	7		10	[L]	
1948	14		31	[L]		1979***	31		19	[W]	
1949 h	7		7	[T]		1981 h	24		0	[W]	
1952	14		28	[L]		1984 h	24		14	[W]	

1955	26	27	[L]	1987	21	31	[L]
1956 h	30	13	[W]	1990 h	41	10	[W]

Franchise moved from Cleveland to Los Angeles after 1945 season.

MIAMI DOLPHINS

Steelers won 5, lost 9 (Home: 4-3, Road: 1-6)

STEELERS			DOLPHINS			STEELERS			DOLPHINS		
1971	21	24	[L]	1984 h	7	31	[L]				
1972 h**	17	21	[L]	1984**	28	45	[L]				
1973	26	30	[L]	1985	20	24	[L]				
1976 h	14	3	[W]	1987	24	35	[L]				
1979 h*	34	14	[W]	1988 h	40	24	[W]				
1980 h	23	10	[W]	1989	34	14	[W]				
1981	10	30	[L]	1990 h	6	28	[L]				

MINNESOTA VIKINGS

Steelers won 5, lost 7 (Home: 3-3, Road: 1-4, Neutral: 1-0)

STEELERS			VIKINGS			STEELERS			VIKINGS		
1962 h	39	31	[W]	1980	23	17	[W]				
1964	10	30	[L]	1983 h	14	17	[L]				
1967 h	27	41	[L]	1986	7	31	[L]				
1969	14	52	[L]	1989 h	27	14	[W]				
1972 h	23	10	[W]	1992 h	3	6	[L]				
1974***	16	6	[W]								
1976	6	17	[L]								

NEW ENGLAND PATRIOTS

Steelers won 8, lost 3 (Home: 6-3, Road: 2-0)

STEELERS			PATRIOTS			STEELERS			PATRIOTS		
1972 h	33	3	[W]	1983 h	23	28	[L]				
1974	21	17	[W]	1986 h	0	34	[L]				
1976 h	27	30	[L]	1989 h	28	10	[W]				
1979	16	13ot	[W]	1990 h	24	3	[W]				
1981 h	27	21ot	[W]	1991 h	20	6	[W]				
1982 h	37	14	[W]								

NEW ORLEANS SAINTS

Steelers won 5, lost 5 (Home: 1-2, Road: 4-3)

STEELERS			SAINTS			STEELERS			SAINTS		
1967	14	10	[W]	1978 h	20	14	[W]				
1968 h	12	16	[L]	1981	20	6	[W]				
1968	14	24	[L]	1984	24	27	[L]				
1969	24	27	[L]	1987 h	16	20	[L]				
1974	28	7	[W]	1990	9	6	[W]				

NEW YORK GIANTS

Steelers won 27, lost 44, tied 3 (Home: 14-21-3, Road: 13-23)

STEELERS			GIANTS			STEELERS			GIANTS		
1933 h	2	23	[L]	1953	14	10	[W]				
1933	3	27	[L]	1954 h	6	30	[L]				
1934 h	12	14	[L]	1954	3	24	[L]				
1934	7	17	[L]	1955 h	30	23	[W]				
1935 h	7	42	[L]	1955	19	17	[W]				
1935	0	13	[L]	1956	10	38	[L]				
1936 h	10	7	[W]	1956 h	14	17	[L]				
1937 h	7	10	[L]	1957	0	35	[L]				
1937	0	17	[L]	1957 h	21	10	[W]				
1938 h	14	27	[L]	1958	6	17	[L]				
1938	13	10	[W]	1958 h	31	10	[W]				
1939 h	7	14	[L]	1959 h	16	21	[L]				
1939	7	23	[L]	1959	14	9	[W]				
1940 h	10	10	[T]	1960 h	17	19	[L]				
1940	0	12	[L]	1960	24	27	[L]				
1941 h	10	37	[L]	1961 h	14	17	[L]				
1941	7	28	[L]	1961	21	42	[L]				
1942 h	13	10	[W]	1962 h	27	31	[L]				
1942	17	9	[W]	1962	20	17	[W]				
1943 h	28	14	[W]	1963 h	31	0	[W]				
1943	14	42	[L]	1963	17	33	[L]				
1944	0	23	[L]	1964 h	27	24	[W]				
1945 h	6	34	[L]	1964	44	17	[W]				
1945	21	7	[W]	1965 h	13	23	[L]				
1946 h	14	17	[L]	1965	10	35	[L]				
1946	0	7	[L]	1966 h	34	34	[T]				
1947	38	21	[W]	1966	47	28	[W]				
1947 h	24	7	[W]	1967 h	24	27	[L]				
1948	27	34	[L]	1967	20	28	[L]				
1948 h	38	28	[W]	1968 h	20	34	[L]				
1949 h	28	7	[W]	1969	7	10	[L]				
1949	21	17	[W]	1969 h	17	21	[L]				
1950 h	7	18	[L]	1971 h	17	13	[W]				
1950	17	6	[W]	1976	27	0	[W]				

1951 h	13	13	[T]	1985	10	28	[L]
1951	0	14	[L]	1991 h	20	23	[L]
1952 h	63	7	[W]				
1953 h	24	14	[W]				

NEW YORK JETS

Steelers won 12, lost 1 (Home: 4-0, Road: 8-1)

STEELERS		JETS		STEELERS		JETS	
1970 h	21	17	[W]	1984	23	17	[W]
1973 h	26	14	[W]	1986	45	24	[W]
1975	20	7	[W]	1988	20	24	[L]
1977	23	20	[W]	1989	13	0	[W]
1978	28	17	[W]	1990	24	7	[W]
1981 h	38	10	[W]	1992 h	27	10	[W]
1983	34	7	[W]				

PHILADELPHIA EAGLES

Steelers won 25, lost 44, tied 3 (Home: 16-18-1, Road: 8-24-2, Neutral: 1-2)

STEELERS		EAGLES		STEELERS		EAGLES	
1933	6	25	[L]	1953	7	23	[L]
1934 h	0	17	[L]	1953 h	7	35	[L]
1934	9	7	[W]	1954	22	24	[L]
1935	17	7	[W]	1954 h	17	7	[W]
1935 h	6	17	[L]	1955 h	13	7	[W]
1936 h	17	0	[W]	1955	0	24	[L]
1936 i	6	0	[W]	1956 h	21	35	[L]
1937 h	27	14	[W]	1956	7	14	[L]
1937 h	16	7	[W]	1957 h	6	0	[W]
1938 2	7	27	[L]	1957	6	7	[L]
1938 3	7	14	[L]	1958 h	24	3	[W]
1939	14	17	[L]	1958	31	24	[W]
1939 h	24	12	[W]	1959	24	28	[L]
1940 h	7	3	[W]	1959 h	31	0	[W]
1940	0	7	[L]	1960	7	34	[L]
1941 h	7	10	[L]	1960 h	27	21	[W]
1941	7	7	[T]	1961	16	21	[L]
1942 h	14	24	[L]	1961 h	24	35	[L]
1942	14	0	[W]	1962 h	13	7	[W]
1945 h	3	45	[L]	1962	26	17	[W]
1945	6	30	[L]	1963	21	21	[T]
1946 h	10	7	[W]	1963 h	20	20	[T]
1946	7	10	[L]	1964	7	21	[L]
1947 h	35	24	[W]	1964 h	10	34	[L]
1947	0	21	[L]	1965	20	14	[W]
1947 h	0	21	[L]	1965 h	13	47	[L]
(Eastern Conference Playoff)				1966 h	14	31	[L]
1948 h	7	34	[L]	1966	23	27	[L]
1948	0	17	[L]	1967	24	34	[L]
1949 h	7	38	[L]	1968 h	6	3	[W]
1949	17	34	[L]	1969	27	41	[L]
1950 h	10	17	[L]	1970	20	30	[L]
1950	9	7	[W]	1974 h	27	0	[W]
1951 h	13	34	[L]	1979	14	17	[L]
1951	17	13	[W]	1988 h	26	27	[L]
1952 h	25	31	[L]	1991	14	23	[L]
1952	21	26	[L]				

1-Johnstown, Pa.

2-Buffalo, N.Y.

3-Charleston, W.V.

STEELERS VS. NFC

	Home	Away	Overall		Home	Away	Overall
1970	0-1	0-2	0-3	1982	0-0	1-0	1-0
1971	1-1	0-1	1-2	1983	1-1	1-1	2-2
1972	1-0	1-1	2-1	1984	2-0	1-1	3-1
1973	2-0	1-0	3-0	1985	1-1	0-2	1-3
1974	2-0	1-0	4-0*	1986	2-0	0-2	2-2
1975	1-0	1-1	3-1*	1987	1-1	1-1	2-2
1976	0-0	1-1	1-1	1988	1-1	0-2	1-3
1977	2-0	0-0	2-0	1989	1-1	2-0	3-1
1978	2-0	1-1	4-1*	1990	2-0	1-1	3-1
1979	2-0	1-1	4-1*	1991	0-2	0-2	0-4
1980	2-0	2-0	4-0	1992	1-1	0-2	1-3
1981	1-1	2-0	3-1	TOTAL:	28-11	18-22	50-33

*Includes Super Bowl win

PHOENIX CARDINALS

Steelers won 30, lost 21, tied 3 (Home: 20-8-1, Road: 10-13-2)

	STEELERS	CARDINALS		STEELERS	CARDINALS	
1933	14	13	[W]	1958 h	38	21 [W]
1935 h	17	13	[W]	1959	24	45 [L]
1936	6	14	[L]	1959 h	35	20 [W]
1937 h	7	13	[L]	1960 h	27	14 [W]
1939 h	0	10	[L]	1960	7	38 [L]
1940 h	7	7	[T]	1961 h	30	27 [W]
1942 h	19	3	[W]	1961	0	20 [L]
1943 h	34	13	[W]	1962	26	17 [W]
1945 h	23	0	[W]	1962 h	19	7 [W]
1946 h	14	7	[W]	1963 h	23	10 [W]
1948 h	7	24	[L]	1963	23	24 [L]
1950	28	17	[W]	1964	30	34 [L]
1950 h	28	7	[W]	1964 h	20	21 [L]
1951	28	14	[W]	1965 h	7	20 [L]
1952	34	28	[W]	1965	17	21 [L]
1952 h	17	14	[W]	1966 h	30	9 [W]
1953 h	31	28	[W]	1966	3	6 [L]
1953	21	17	[W]	1967 h	14	28 [L]
1954	14	17	[L]	1967	14	14 [T]
1954 h	20	17	[W]	1968	28	28 [T]
1955 h	14	7	[W]	1968 h	10	20 [L]
1955	13	27	[L]	1969 h	14	27 [L]
1956 h	14	7	[W]	1969	10	47 [L]
1956	27	38	[L]	1972	25	19 [W]
1957 h	29	20	[W]	1979	24	21 [W]
1957	27	2	[W]	1985 h	23	10 [W]
1958	27	20	[W]	1988	14	31 [L]

Franchise moved from Chicago to St. Louis after 1959 season.

Franchise moved from St. Louis to Phoenix after 1987 season.

SAN DIEGO CHARGERS

Steelers won 13, lost 5 (Home: 8-1, Road: 5-4)

	STEELERS	CHARGERS		STEELERS	CHARGERS	
1971 h	21	17	[W]	1983 h	26	3 [W]
1972	24	2	[W]	1984 h	52	24 [W]
1973 h	38	21	[W]	1985	44	54 [L]
1975	37	0	[W]	1987	20	16 [W]
1976 h	23	0	[W]	1988	14	20 [L]
1977	10	9	[W]	1989 h	20	17 [W]
1979	7	35	[L]	1990 h	36	14 [W]
1980	17	26	[L]	1991 h	26	20 [W]
1982 h*	28	31	[L]	1992	23	6 [W]

Franchise moved from Los Angeles to San Diego after 1960 season

SAN FRANCISCO 49ERS

Steelers won 7, lost 7 (Home: 3-3, Road: 4-4)

	STEELERS	49ERS		STEELERS	49ERS	
1951 h	24	28	[L]	1973	37	14 [W]
1952	24	7	[W]	1977 h	27	0 [W]
1954	3	31	[L]	1978	24	7 [W]
1958	20	23	[L]	1981 h	14	17 [L]
1961 h	20	10	[W]	1984	20	17 [W]
1965	17	27	[L]	1987 h	30	17 [W]
1968 h	28	45	[L]	1990	7	27 [L]

SEATTLE SEAHAWKS

Steelers won 5, lost 4 (Home: 4-1, Road: 1-3)

	STEELERS	SEAHAWKS		STEELERS	SEAHAWKS	
1977 h	30	20	[W]	1986	0	30 [L]
1978 h	21	10	[W]	1987 h	13	9 [W]
1981	21	24	[L]	1991 h	7	27 [L]
1982	0	16	[L]	1992 h	20	14 [W]
1983	27	21	[W]			

TAMPA BAY BUCCANEERS

Steelers won 4, lost 0 (Home: 2-0, Road: 2-0)

	STEELERS	BUCCS		STEELERS	BUCCS	
1976 h	42	0	[W]	1983 h	17	12 [W]
1980	24	21	[W]	1989	31	22 [W]

WASHINGTON REDSKINS

Steelers won 28, lost 43, tied 4 (Home: 16-22-1, Road: 12-21-3)

	STEELERS	REDSKINS		STEELERS	REDSKINS	
1933 h	6	21	[L]	1952	24	23 [W]
1933	16	14	[W]	1953 h	9	17 [L]
1934 h	0	7	[L]	1953	14	13 [W]
1934	0	39	[L]	1954 h	37	7 [W]
1935 h	6	0	[W]	1954	14	17 [L]
1935	3	13	[L]	1955 h	14	23 [L]

1936 h	10	0	[W]	1955	17	28	[L]
1936	0	30	[L]	1956 h	30	13	[W]
1937	20	34	[L]	1956	23	0	[W]
1937 h	21	13	[W]	1957 h	28	7	[W]
1938 h	0	7	[L]	1975	3	10	[L]
1938	0	15	[L]	1958 h	24	16	[W]
1939	14	44	[L]	1958	14	14	[T]
1939 h	14	21	[L]	1959 h	17	23	[L]
1940 h	10	40	[L]	1959	27	6	[W]
1940	10	37	[L]	1960	27	27	[T]
1941 h	20	24	[L]	1960 h	22	10	[W]
1941	3	23	[L]	1961 h	20	0	[W]
1942	14	24	[L]	1961	30	14	[W]
1942 h	0	14	[L]	1962 h	23	21	[W]
1943 h	14	14	[T]	1962	27	24	[W]
1943	27	14	[W]	1963 h	38	27	[W]
1944	20	42	[L]	1963	34	28	[W]
1945 h	0	14	[L]	1964 h	0	30	[L]
1945	0	24	[L]	1964	14	7	[W]
1946	14	14	[T]	1965 h	3	31	[L]
1946 h	14	7	[W]	1965	14	35	[L]
1947	26	27	[L]	1966 h	27	33	[L]
1947 h	21	14	[W]	1966	10	24	[L]
1948	14	17	[L]	1967 h	10	15	[L]
1948 h	10	7	[W]	1968	13	16	[L]
1949 h	14	27	[L]	1969 h	7	14	[L]
1949	14	27	[L]	1973 h	21	16	[W]
1950	26	7	[W]	1979 h	38	7	[W]
1950 h	7	24	[L]	1985 h	23	30	[L]
1951 h	7	22	[L]	1988	29	30	[L]
1951	20	10	[W]	1991 h	14	41	[L]
1952 h	24	28	[L]				

Franchise moved from Boston to Washington after 1936 season.

*AFC Playoffs

**AFC Championship

***Super Bowl

STEELERS AND OPPONENTS SCORING HIGHS

Most Points By Steelers

63	11/30/52	vs NYG	(63-7)
57	12/18/66	at ATL	(57-33)
55	10/17/54	vs CLE	(55-27)
52	11/25/84	vs SD	(52-24)
51	10/7/79	at CLE	(51-35)
47	12/11/66	at NYG	(47-28)

Most Points By Opponents

54	12/8/85	at SD	(44-54)
54	11/23/41	vs GB	(7-54)
52	9/8/91	at BUFF	(34-52)
52	11/23/69	at MIN	(14-52)
52	10/30/66	at DAL	(21-52)
51	9/10/89	at CLE	(0-51)

STEELERS BIGGEST WINS — WORST LOSSES

BIGGEST

56 pts (63-7)	vs NYG
45 pts (45-0)	at KC
42 pts (45-3)	vs IND
42 pts (42-0)	vs TB
37 pts (37-0)	at SD
36 pts (42-6)	at CLE

WINS

11/30/52
11/7/76
9/8/85
12/5/76
9/21/75
10/5/76

WORST LOSSES

51 pts (0-51)	vs CLE	9/10/89
47 pts (7-54)	vs GB	11/23/41
47 pts (0-47)	vs GB	10/15/33
42 pts (3-45)	at DET	11/24/83
42 pts (7-49)	at BEARS	11/23/47
42 pts (3-45)	vs PHI	11/4/45
42 pts (7-49)	vs BEARS	12/3/44

STEELERS BIGGEST WINS — WORST LOSSES AT THREE RIVERS STADIUM

BIGGEST WINS

42 pts (45-3)	vs IND	9/8/85
42 pts (42-0)	vs TB	12/5/76
35 pts (35-0)	vs CLE	12/23/90
35 pts (35-0)	vs CHI	9/28/80
31 pts (41-10)	vs RAMS	10/29/90
31 pts (38-7)	vs HOU	9/9/79

WORST LOSSES

51 pts (0-51)	vs CLE	9/10/89
34 pts (0-34)	vs NE	10/19/87
27 pts (14-41)	vs WASH	10/17/91
24 pts (7-31)	vs MIA	10/7/84
22 pts (6-28)	vs MIA	9/30/90

STEELERS BIGGEST COMEBACK WIN

On 12/15/85 the Steelers trailed Buffalo 21-0 in the second quarter. They came back to win 30-24 for the biggest come-from-behind win in club history.

STEELERS ALL-TIME LEADERS

RUSHING

Player	Years	Atts.	Yds.	Avg.	LG	TDs
Franco Harris	1972-83	2,881	11,950	4.1	75t	91
John Henry Johnson	1960-65	1,025	4,383	4.3	87	26
Frank Pollard	1980-88	953	3,989	4.2	52	20
Dick Hoak	1961-70	1,132	3,965	3.5	77	25
Rocky Bleier	1968, 1970-80	928	3,865	4.2	70t	23
Walter Abercrombie	1982-87	842	3,343	4.0	50t	22
Fran Rogel	1950-57	900	3,271	3.6	51	17
John Fuqua	1970-76	699	2,942	4.2	85	21
Merril Hoge	1987-92	768	2,866	3.7	41t	20
Tom Tracy	1958-63	727	2,712	3.7	64	15
Barry Foster	1990-92	522	2,381	4.6	69	13
Terry Bradshaw	1970-83	444	2,255	5.1	39	32
Preston Pearson	1970-74	573	2,243	3.9	47	8
Lynn Chandnois	1950-56	593	1,934	3.2	38	16
Earnest Jackson	1986-88	470	1,921	4.1	39	9
Sidney Thornton	1977-82	356	1,512	4.2	75	18
Bill Dudley	1942, 1945-46	343	1,505	4.4	42	14
Joe Geri	1949-51	411	1,500	3.6	45	10
Tim Worley	1989-91	326	1,305	4.0	38	5
Warren Williams	1988-92	251	1,191	4.8	70t	8

PASSING

(Based on total yardage)

Player	Years	Atts.	Comps.	Yds.	Pct.	LG	TD	Ints.	Rtg.
Terry Bradshaw	1970-83	3,901	2,025	27,989	51.9	90t	212	210	71.1
Bubby Brister	1986-92	1,477	776	10,104	52.5	90	51	57	69.8
Bobby Layne	1958-62	1,156	569	8,983	49.2	78	67	81	70.7
Jim Finks	1949-55	1,382	661	8,854	47.8	78t	55	88	48.5
Mark Malone	1980-87	1,374	690	8,582	50.2	61t	54	68	62.1
Ed Brown	1962-65	736	339	5,821	44.7	85	30	50	57.7
Bill Nelsen	1964-67	589	274	4,440	46.5	87t	28	30	67.0
Neil O'Donnell	1990-92	599	341	4,246	56.9	89t	24	16	81.1
Dick Shiner	1968-69	513	245	3,278	47.8	63	25	27	54.7
Cliff Stoudt	1977-83	479	244	3,217	50.9	72	14	28	57.9
David Woodley	1984-85	339	179	2,630	52.8	80t	14	21	66.2
Kent Nix	1967-69	451	217	2,597	48.1	66	14	33	46.1
Terry Hanratty	1969-75	417	159	2,428	38.1	72t	24	34	42.6
Earl Morrall	1957-58	335	145	2,175	43.3	66	12	19	53.9
Joe Gilliam	1972-75	331	147	2,103	44.4	61t	9	17	53.3

PASS RECEIVING

Player	Years	No.	Yds.	Avg.	LG	TDs
John Stallworth	1974-87	537	8,723	16.2	74t	63
Louis Lipps	1984-91	358	6,018	16.8	89t	39
Lynn Swann	1974-82	336	5,462	16.3	68t	51
Elbie Nickel	1947-57	329	5,133	15.6	77t	37
Franco Harris	1972-83	306	2,284	7.5	44t	9
Ray Mathews	1951-59	230	3,919	16.1	78t	34
Buddy Dial	1959-63	229	4,723	20.6	88t	42
Merril Hoge	1987-92	208	1,807	8.7	40	9
Bennie Cunningham	1976-85	202	2,879	14.3	48	20
Roy Jefferson	1965-69	199	3,671	18.4	84t	29
Ron Shanklin	1970-74	166	3,047	18.4	81t	24
Lynn Chandnois	1950-56	163	2,062	12.6	55	8
Gary Ballman	1962-66	154	2,949	19.2	87t	22
Fran Rogel	1950-57	150	1,087	7.2	64	2
Dick Hoak	1961-70	146	1,452	9.9	48	8
Val Jantsante	1946-51	144	2,214	15.4	66	13
Walter Abercrombie	1982-87	138	1,353	9.8	59	7
John Fuqua	1970-76	135	1,247	9.2	57t	3

SCORING

Player	Years	Tot. TD	TDR	TDP	PAT	FG	TP
Gary Anderson	1982-92	0	0	0	352	257	1,123
Roy Gerela	1971-78	0	0	0	293	146	731
Franco Harris	1972-83	100	91	9	0	0	600
John Stallworth	1974-87	64	1	63	0	0	384
Lynn Swann	1974-82	53	1	51	0	0	318**
Mike Clark	1964-67	0	0	0	116	57	287
Lou Michaels	1961-63	0	0	0	91	62	277
Louis Lipps	1984-91	46	4	39	0	0	276***
Ray Mathews	1951-59	43	13	30	1	0	261*
Buddy Dial	1959-63	42	0	42	0	0	252
Elbie Nickel	1947-57	37	0	37	0	0	222
Matt Bahr	1979-80	0	0	0	89	37	200
Dick Hoak	1961-70	33	25	8	0	0	198

STEELERS YEAR-BY-YEAR LEADERS

RUSHING

Year	Player	Att.	Yards	Avg.	LG	TDs
1934	WARREN HELLER	132	528	4.0	—	—
1935	ART STRUTT	92	323	3.5	—	1
1936	WARREN HELLER	106	322	3.0	—	3
1937	JOHN KARCIS	128	511	4.0	—	3
1938	BYRON WHITE	152	567#	3.7	—	4
1939	BOYD BRUMBAUGH	111	343	3.1	—	3
1940	LOU TOMASETTI	68	246	3.6	—	2
1941	DICK RIFFLE	109	388	3.6	54	1
1942	BILL DUDLEY	162	696#	4.3	42	5
1943	JACK HINKLE	116	571	4.9	—	4
1944	JOHN GRIGAS	185	610	3.2	—	3
1945	BUIST WARREN	96	285	3.0	75	2
1946	BILL DUDLEY	146	604#	4.1	42	3
1947	JOHNNY CLEMENT	129	670	5.2	43	4
1948	BOB CIFERS	112	361	3.2	21	1
1949	JERRY NUZUM	139	611	4.4	64	5
1950	JOE GERI	188	705	3.8	45	2
1951	FRAN ROGEL	109	385	3.5	51	3
1952	RAY MATHEWS	66	315	4.7	36	0
1953	FRAN ROGEL	137	527	3.8	58	2
1954	FRAN ROGEL	111	415	3.8	16	1
1955	FRAN ROGEL	168	588	3.5	19	2
1956	FRAN ROGEL	131	476	3.6	40	2
1957	BILLY WELLS	154	532	3.5	51	0
1958	TOM TRACY	188	714	4.2	64	5
1959	TOM TRACY	199	794	4.0	51	3
1960	TOM TRACY	192	680	3.4	28	5
1961	JOHN HENRY JOHNSON	213	787	3.9	44	6
1962	JOHN HENRY JOHNSON	251	1,141	4.5	40	7
1963	JOHN HENRY JOHNSON	186	775	4.2	48	4
1964	JOHN HENRY JOHNSON	235	1,048	4.7	45	7
1965	DICK HOAK	131	426	3.2	42	5
1966	BILL ASBURY	169	544	3.3	45	7
1967	DON SHY	99	341	3.4	33	4
1968	DICK HOAK	175	858	4.9	77†	3
1969	DICK HOAK	151	531	3.5	13	2
1970	JOHN FUQUA	138	691	5.0	85	7
1971	JOHN FUQUA	155	625	4.0	30	4
1972	FRANCO HARRIS	168	1,055	5.6*	75†	10
1973	FRANCO HARRIS	188	698	3.7	35	3
1974	FRANCO HARRIS	208	1,006	4.8	54	5
1975	FRANCO HARRIS	262	1,246	4.8	36	10
1976	FRANCO HARRIS	289	1,128	3.9	30	14*
	ROCKY BLEIER	220	1,036	4.7	28	5
1977	FRANCO HARRIS	300	1,162	3.9	61†	11
1978	FRANCO HARRIS	310	1,082	3.5	37	8
1979	FRANCO HARRIS	261	1,186	4.4	71	11
1980	FRANCO HARRIS	208	789	3.8	26	4
1981	FRANCO HARRIS	242	987	4.1	50	8
1982	FRANCO HARRIS	140	604	4.3	21	2

(ALL TIME LEADERS continued from page 125)

INTERCEPTIONS

Player	Years	No.	Yds.	Avg.	LG	TDs
Mel Blount	1970-83	57	736	12.9	52†	2
Jack Butler	1951-59	52	827	15.9	52	4
Donnie Shell	1974-87	51	450	8.8	67	2
Dwayne Woodruff	1979-85, 87-90	37	689	18.6	78†	3
Mike Wagner	1971-80	36	491	13.6	65	0
Jack Ham	1971-82	32	218	6.8	32†	1
Jack Lambert	1974-84	28	243	8.7	31	0
Glen Edwards	1971-77	25	652	26.1	86†	1
Howard Hartley	1949-52	25	267	10.7	38	0
Clendon Thomas	1962-68	23	233	10.1	33	0

QUARTERBACK SACKS

Player	Years	No.
L.C. Greenwood	1969-81	73.5
Joe Greene	1969-81	66.0
Keith Willis	1982-87, 89-91	59.0
Dwight White	1971-80	46.0
Ernie Holmes	1972-77	40.0
Gary Dunn	1977-87	35.0
Steve Furness	1972-80	32.0
Mike Merriweather	1982-87	31.0
Robin Cole	1977-87	27.0
Greg Lloyd	1988-92	26.5
Jack Ham	1971-82	25.5

OPPONENT FUMBLE RECOVERIES

Player	Years	No.
Jack Ham	1971-82	21
Donnie Shell	1974-87	19
Joe Greene	1969-81	16
Jack Lambert	1974-84	15
Robin Cole	1977-87	14
L.C. Greenwood	1969-81	14
Mel Blount	1970-83	11
Mike Wagner	1971-80	11
Bryan Hinkle	1982-92	10
David Little	1981-92	9
Gary Dunn	1977-87	9

* *Includes one touchdown on punt return (1974)

*Includes one safety

* * *Includes three touchdowns on punt returns (1984, '85)

1983	FRANCO HARRIS	279	1,007	3.6	19	5
1984	FRANK POLLARD	213	851	4.0	52	6
1985	FRANK POLLARD	233	991	4.3	56	3
1986	EARNEST JACKSON	216	910	4.2	31	5
1987	EARNEST JACKSON	180	696	3.9	39	1
1988	MERRIL HOGE	170	705	4.1	20	3
1989	TIM WORLEY	195	770	3.9	38	5
1990	MERRIL HOGE	203	772	3.8	41	7
1991	MERRIL HOGE	165	610	3.7	24	2
1992	BARRY FOSTER	390*#	1,690*†	4.3	69	111

TOTAL YARDS FROM SCRIMMAGE

Year	Player	Total Yards	Rush. Yards	Rec. Yards
1947	JOHNNY CLEMENT	676	670	6
1948	VAL JANSANTE	620	-3	623
1949	JERRY NUZUM	692	611	81
1950	JOE GERI	738	705	33
1951	LYNN CHANDNOIS	822	332	490
1952	ELBIE NICKEL	884	0	884
1953	LYNN CHANDNOIS	882	470	412
1954	RAY MATHEWS	894	242	652
1955	RAY MATHEWS	949	187	762
1956	FRAN ROGEL	564	476	88
1957	JACK McCLAIREN	630	0	630
1958	TOM TRACY	1,249	714	535
1959	TOM TRACY	1,067	794	273
1960	TOM TRACY	1,025	680	345
1961	JOHN HENRY JOHNSON	1,111	787	324
1962	JOHN HENRY JOHNSON	1,367	1,141	226
1963	BUDDY DIAL	1,295	0	1,295
1964	JOHN HENRY JOHNSON	1,117	1,048	69
1965	GARY BALLMAN	905	46	859
1966	ROY JEFFERSON	808	36	772
1967	J.R. WILBURN	767	0	767
1968	ROY JEFFERSON	1,131	57	1,074
1969	ROY JEFFERSON	1,125	46	1,079
1970	FRENCHY FUQUA	980	691	289
1971	FRENCHY FUQUA	1,052	625	427
1972	FRANCO HARRIS	1,235	1,055	180
1973	FRANCO HARRIS	767	698	69
1974	FRANCO HARRIS	1,206	1,006	200
1975	FRANCO HARRIS	1,460	1,246	214
1976	ROCKY BLEIER	1,330	1,036	294
1977	FRANCO HARRIS	1,224	1,162	62
1978	FRANCO HARRIS	1,226	1,082	144
1979	FRANCO HARRIS	1,477	1,186	291
1980	FRANCO HARRIS	985	789	196
1981	FRANCO HARRIS	1,237	987	250
1982	FRANCO HARRIS	853	604	249
1983	FRANCO HARRIS	1,285	1,007	278
1984	JOHN STALLWORTH	1,395	0	1,395
1985	FRANK POLLARD	1,241	991	250
1986	WALTER ABERCROMBIE	1,272	877	395
1987	EARNEST JACKSON	748	696	52
1988	MERRIL HOGE	1,192	705	487
1989	LOUIS LIPPS	1,124	180	944
1990	MERRIL HOGE	1,114	772	342
1991	MERRIL HOGE	989	610	379
1992	BARRY FOSTER	2,034*	1,690*	344

PASSING

Year	Player	Att.	Comp.	Yards	TDs	Ints	Rtg.
1934	WARREN HELLER	112	31	511	—	15	—
1935	WARREN HELLER	41	9	88	—	—	—
1936	ED MATESIC	138	64	850	—	16	—
1937	ED FISKE	43	17	318	—	4	—
1938	FRANK FILCHOK	101	41	469	—	11	—
1939	HUGH McCULLOUGH	100	32	443	2	12	14.3
1940	BILL PATTERSON	117	34	529	—	15	—
1941	BOYD BRUMBAUGH	41	13	260	2	8	31.7
1942	BILL DUDLEY	94	35	438	2	5	37.4
1943	ROY ZIMMERMAN	124	43	846	9	17	44.2
1944	JOHNNY GRIGAS	131	50	690	6	21	31.6
1945	BUIS WARREN	92	36	368	0	10	11.8
1946	BILL DUDLEY	90	32	452	2	9	20.3
1947	JOHNNY CLEMENT	123	52	1,004	7	9	59.9
1948	RAY EVANS	137	64	924	5	17	41.9
1949	JOE GERI	77	31	554	5	5	60.2
1950	JOE GERI	113	41	866	6	15	42.3
1951	CHUCK ORTMANN	139	56	671	3	13	24.0
1952	JIM FINKS	336	158	2,307	20#	19	66.1
1953	JIM FINKS	292	131	1,484	8	14	49.7
1954	JIM FINKS	306	164	2,003	14	19	63.6
1955	JIM FINKS	344	165	2,270	10	26	47.6
1956	TED MARCHIBRODA	275	124	1,585	12	19	49.6
1957	EARL MORRALL	289	139	1,900	11	12	64.7
1958	BOBBY LAYNE	268	133	2,339	14	12	78.4
1959	BOBBY LAYNE	297	142	1,986	20	21	62.6
1960	BOBBY LAYNE	209	103	1,814	13	17	66.3
1961	RUDY BUKICH	156	89	1,253	11	16	67.2
1962	BOBBY LAYNE	233	116	1,686	9	17	56.3
1963	ED BROWN	362	168	2,982	21	20	71.5
1964	ED BROWN	272	121	1,990	12	19	55.2
1965	BILL NELSEN	270	121	1,917	8	17	52.8
1966	RON SMITH	181	79	1,248	8	12	54.4
1967	KENT NIX	268	136	1,587	8	19	49.5
1968	DICK SHINER	304	148	1,856	18	17	64.5
1969	DICK SHINER	209	97	1,422	7	10	60.4
1970	TERRY BRADSHAW	218	83	1,410	6	24	30.6
1971	TERRY BRADSHAW	373	203	2,259	13	22	59.8

1972	TERRY BRADSHAW	308	147	1,887	12	12	64.1
1973	TERRY BRADSHAW	180	89	1,183	10	15	54.7
1974	JOE GILLIAM	212	96	1,274	4	8	55.4
	TERRY BRADSHAW	148	67	785	7	8	55.1
1975	TERRY BRADSHAW	286	165	2,055	18	9	87.8*
1976	TERRY BRADSHAW	192	92	1,177	10	9	65.3
1977	TERRY BRADSHAW	314	162	2,523	17	19	71.2
1978	TERRY BRADSHAW	368	207	2,915†	28*	20	84.8
1979	TERRY BRADSHAW	472*	259*	3,724*	26	25	77.0
1980	TERRY BRADSHAW	424	218	3,339	24	22	75.1
1981	TERRY BRADSHAW	370	201	2,887	22	14	84.0
1982	TERRY BRADSHAW	240	127	1,768	17	11	81.4
1983	CLIFF STOUTD	381	197	2,553	12	21	60.8
1984	MARK MALONE	272	147	2,137	16	17	73.3
1985	MARK MALONE	233	117	1,428	13	7	75.6
1986	MARK MALONE	425	216	2,444	15	18	62.6
1987	MARK MALONE	336	156	1,896	6	19	46.5
1988	BUBBY BRISTER	370	175	2,634	11	14	65.3
1989	BUBBY BRISTER	342	187	2,365	9	10	73.1
1990	BUBBY BRISTER	387	223	2,725	20	14	81.6
1991	NEIL O'DONNELL	286	156	1,963	11	7	78.8
	BUBBY BRISTER	190	103	1,350	9	9	72.9
1992	NEIL O'DONNELL	313	185	2,283	13	9	83.6

PASS RECEIVING

Year	Player	No.	Yards	Avg.	LG	TDs
1934	BEN SMITH	12	190	15.8	—	0
1935	JIM LEVEY	11	112	10.2	—	2
1936	WILBUR SORTET	14	197	14.1	—	1
1937	JOHNNY BLOOD	10	168	16.8	—	4
1938	BILL DAVIDSON	12	229	19.1	—	0
1939	SAM BOYD	21	423	20.1	—	2
1940	GEORGE PIATUKAS	15	290	19.3	—	2
1941	DON LOONEY	10	186	18.6	66	1
1942	WALT KICHEFSKI	15	189	12.6	26	0
1943	TONY BOVA	17	419	24.7	51	5
1944	ED RUCINSKI	22	284	12.9	40	1
1945	TONY BOVA	15	220	14.7	52	0
1946	VAL JANSANTE	10	136	13.6	34	1
1947	VAL JANSANTE	35	599	17.1	46	5
1948	VAL JANSANTE	39	623	16.0	66	3
1949	VAL JANSANTE	29	445	15.3	47	4
1950	VAL JANSANTE	26	353	13.6	40	0
1951	HANK MINARIK	35	459	13.1	37	1
1952	ELBIE NICKEL	55	884	16.1	54	9
1953	ELBIE NICKEL	62	743	12.0	40	4
1954	RAY MATHEWS (RB)	44	652	14.8	78	6
1955	RAY MATHEWS (RB)	42	762	18.1	61	6
1956	RAY MATHEWS (RB)	31	540	17.4	64	5
1957	JACK McCLAIREN	46	630	13.7	48	2
1958	JIMMY ORR	33	910	27.6	78	7
1959	JIMMY ORR	35	604	17.3	43	5
1960	BUDDY DIAL	40	972	24.3	70	9
1961	BUDDY DIAL	53	1,047	19.8	88	12*
1962	BUDDY DIAL	50	981	19.6	62	6
1963	BUDDY DIAL	60	1,295	21.6	83	9
1964	GARY BALLMAN (RB)	47	935	19.9	47	7
1965	GARY BALLMAN (RB)	40	859	21.5	88	5
1966	JOHN HILTON (TE)	46+	603	13.1	32	4
1967	J.R. WILBURN	51	767	15.0	66	5
1968	ROY JEFFERSON	58	1,074	18.5	62	11
1969	ROY JEFFERSON	67	1,079	16.1	63	9
1970	RON SHANKLIN	30	691	23.0	81	4
1971	RON SHANKLIN	49	652	13.3	42	6
	JOHN FUQUA (RB)	49	427	8.7	40	1
1972	RON SHANKLIN	38	669	17.6	57	3
1973	RON SHANKLIN	30	711	23.7	67	10
1974	FRANK LEWIS	30	365	12.2	31	4
1975	LYNN SWANN	49	781	15.9	43	11
1976	LYNN SWANN	28	576	20.6	47	3
1977	LYNN SWANN	50	789	15.8	47	7
1978	LYNN SWANN	61	880	14.4	62	11
1979	JOHN STALLWORTH	70	1,183	16.9	65†	8
1980	LYNN SWANN	44	710	16.1	68†	7
1981	JOHN STALLWORTH	63	1,098	17.4	55	5
1982	FRANCO HARRIS (RB)	31	249	8.0	20	0
1983	CALVIN SWEENEY	39	577	14.8	42	5
1984	JOHN STALLWORTH	80*	1,395*	17.4	51	11
1985	JOHN STALLWORTH	75	937	12.5	41	5
1986	WALTER ABERCROMBIE (RB)	47	395	8.4	27	2
1987	JOHN STALLWORTH	41	521	12.7	45	2
1988	LOUIS LIPPS	50	973	19.5	89†	5
	MERRIL HOGE (RB)	50†	487	9.7	40	3
1989	LOUIS LIPPS	50	944	18.9	79†	5
1990	LOUIS LIPPS	50	682	13.6	37	3
1991	LOUIS LIPPS	55	671	12.2	35	2
1992	JEFF GRAHAM	49	711	14.5	51	1

SCORING

Year	Player	TDs	PATs	FGs	TP
1935	ARMAND NICCOLAI	0	10	6	28
1936	ARMAND NICCOLAI	0	7	7	28
1937	JOHNNY BLOOD	5	0	0	30
1938	BYRON WHITE/BILL SORTET	4	0	0	24
1939	ARMAND NICCOLAI	0	15	3	24
1940	ARMAND NICCOLAI	0	6	6	24
1941	ART JONES	5	0	0	30
1942	BILL DUDLEY	6	0	0	36
1943	ERNIE STEELE/BOB THURBON	6	0	0	36

1944	BOB THURBON	5	0	0	30
1945	BILL DUDLEY	3	2	0	20
1946	BILL DUDLEY	5	12	2	48
1947	STEVE LACH	9	0	0	54
1948	JOE GLAMP	3	26	4	56
1949	JOE GERI	5	12	1	45
1950	JOE GERI	3	22	8	64
1951	JOE GERI	4	22	7	67
1952	ELBIE NICKEL	9	0	0	54
1953	NICK BOLKOVAC	1	27	4	45
1954	RAY MATHEWS	8	0	0	48
1955	RAY MATHEWS	7	0	0	42
1956	ELBIE NICKEL/LYNN CHANDNOIS	5	0	0	30
1957	EARL GIRARD	4	2	1	29
1958	TOM MINER	0	31	14	73
1959	BOBBY LAYNE	2	32	11	77
1960	TOM TRACY	9	0	3	63
1961	BUDDY DIAL	12	0	0	72
1962	LOU MICHAELS	0	32	26	110
1963	LOU MICHAELS	0	32	21	95
1964	MIKE CLARK	0	28	13	67
1965	MIKE CLARK	0	19	11	52
1966	MIKE CLARK	0	34	21	97
1967	MIKE CLARK	0	35	12	71
1968	ROY JEFFERSON	12	0	0	72
1969	GENE MINGO	0	26	12	62
1970	JOHN FUQUA	9	0	0	54
1971	ROY GERELA	0	27	17	78
1972	ROY GERELA	0	35	28	119
1973	ROY GERELA	0	36	29	123+
1974	ROY GERELA	0	33	20	93+
1975	ROY GERELA	0	44	17	95
1976	FRANCO HARRIS	14	0	0	84
1977	FRANCO HARRIS	11	0	0	66
1978	ROY GERELA	0	44	17	95
1979	MATT BAHR	0	50*	18	104
1980	MATT BAHR	0	39	19	96
1981	DAVE TROUT	0	38	12	74
1982	GARY ANDERSON	0	22	10	52
1983	GARY ANDERSON	0	38	27	119+
1984	GARY ANDERSON	0	45	24	117+
1985	GARY ANDERSON	0	40	33#*	139+
1986	GARY ANDERSON	0	32	21	95
1987	GARY ANDERSON	0	21	22	87
1988	GARY ANDERSON	0	34	28	118
1989	GARY ANDERSON	0	28	21	91
1990	GARY ANDERSON	0	32	20	92
1991	GARY ANDERSON	0	31	23	100
1992	GARY ANDERSON	0	29	28	113

INTERCEPTIONS

Year	Player	No.	Yards	LG	TDs
1946	BILL DUDLEY	10#	242	80+	1
1947	TONY COMPAGNO	4	168	64+	2*
	WALT SLATER	4	38	38	0
1948	TONY COMPAGNO	7	179	82+	1
1949	HOWARD HARTLEY	6	63	41	0
1950	HOWARD HARTLEY	5	84	38	0
1951	HOWARD HARTLEY	10	69	23	0
1952	JACK BUTLER	7	168	41	0
1953	JACK BUTLER	9	147	28	1
1954	PAUL CAMERON	7	118	32	0
1955	RICHEL McCABE	3	29	25	0
1956	JACK BUTLER	6	113	34	0
1957	JACK BUTLER	10	85	20	0
1958	JACK BUTLER	9	81	19	0
1959	DEAN DERBY	7	127	24	0
1960	DICK MOEGLE	6	49	31	0
1961	JOHN SAMPLE	8	141	42	0
1962	CLENDON THOMAS	7	48	15	0
1963	CLENDON THOMAS	8	122	32	0
1964	BRADY KEYS	2	11	11	0
	DICK HALEY	2	11	8	0
	WILLIE DANIEL	2	4	4	0
1965	JIM BRADSHAW	5	117	82+	1
1966	MARV WOODSON	4	91	56+	1
	JIM BRADSHAW	4	82	28	1
	BRADY KEYS	4	0	0	0
1967	MARV WOODSON	7	49	24	0
1968	PAUL MARTHA	3	43	23	0
	RAY MAY	3	31	25+	1
	MARV WOODSON	3	23	12	0
1969	BOB HOHN	5	64	24	0
	PAUL MARTHA	5	37	15	0
1970	LEE CALLAND	7	38	21	0
1971	JOHN ROWSER	4	94	70+	1
1972	JACK HAM	7	83	32+	1
1973	MIKE WAGNER	8°	134	38	0
1974	GLEN EDWARDS	5	153	59	1
	J.T. THOMAS	5	22	14	0
	JACK HAM	5	13	10	0
1975	MEL BLOUNT	11#*	121	47	0
1976	GLEN EDWARDS	6	95	55	0
	MEL BLOUNT	6	75	28	0
1977	MEL BLOUNT	6	65	37	0
1978	TONY DUNGY	6	95	65	0
1979	JACK LAMBERT	6	29	23	0
1980	DONNIE SHELL	7	135	67	0
1981	MEL BLOUNT	6	106	50+	1
	JACK LAMBERT	6	76	31	0

1982	DWAYNE WOODRUFF	53	30	0
	DONNIE SHELL	27	18	0
1983	RICK WOODS	53	31	0
	DONNIE SHELL	18	18	0
1984	DONNIE SHELL	7	71	52
1985	DWAYNE WOODRUFF	5	80	33
1986	LUPE SANCHEZ	3	71	67
	ERIC WILLIAMS	3	44	25
	DONNIE SHELL	3	29	17
	RICK WOODS	3	26	23
	HARVEY CLAYTON	3	18	14
	BRYAN HINKLE	3	7	6
1987	DWAYNE WOODRUFF	5	91	33
1988	DWAYNE WOODRUFF	4	109	78
	ROD WOODSON	4	98	29
1989	DWAYNE WOODRUFF	4	57	35
1990	ROD WOODSON	5	67	34
1991	THOMAS EVERETT	4	53	27
1992	DARREN PERRY	6	69	34

QUARTERBACK SACKS

Year	Player	No.	Year	Player	No.
1972	JOE GREENE	11	1983	KEITH WILLIS	14
1973	L.C. GREENWOOD	8.5	1984	MIKE MERRIWEATHER	15*
1974	ERNIE HOLMES	11.5	1985	KEITH WILLIS	5.5
1975	ERNIE HOLMES	8.5	1986	KEITH WILLIS	12
1976	JOE GREENE	6	1987	MIKE MERRIWEATHER	5.5
1977	STEVE FURNESS	8.5	1988	TIM JOHNSON	4
1978	L.C. GREENWOOD	9	1989	GREG LLOYD	7
1979	L.C. GREENWOOD	7	1990	GERALD WILLIAMS	6
	STEVE FURNESS	7	1991	JERROL WILLIAMS	9
1980	L.C. GREENWOOD	5	1992	GREG LLOYD	6.5
1981	GARY DUNN	8			
1982	TOM BEASLEY	6			
	GARY DUNN	6			

*Team record

#NFL leader

+ Team record for TE

†AFC leader

°Tied for NFL lead

‡Team record for RB

§Tied for AFC lead

NOTES

ACTIVE STEELERS' 100-YARD RUSHING GAMES

11-13-88 vs Philadelphia	[L 26-27]	Merril Hoge 102
12-18-88 vs Miami	[W 40-24]	Warren Williams 117
12- 3-89 vs Houston	[L 16-23]	Tim Worley 103
12-17-89 vs New England	[W 28-10]	Tim Worley 104
12-31-89 at Houston*	[W 26-23 ot]	Merril Hoge 100
1- 7-90 at Denver*	[L 23-24]	Merril Hoge 120
12- 9-90 vs New England	[W 24-3]	Merril Hoge 117
12-23-90 vs Cleveland	[W 35-0]	Barry Foster 100
9- 8-91 at Buffalo	[L 34-52]	Barry Foster 121
9- 6-92 at Houston	[W 29-24]	Barry Foster 107
9-13-92 vs New York Jets	[W 27-10]	Barry Foster 190
9-27-92 at Green Bay	[L 3-17]	Barry Foster 117
10-19-92 vs Cincinnati	[W 20-0]	Barry Foster 108
10-25-92 at Kansas City	[W 27-3]	Barry Foster 105
11- 1-92 vs Houston	[W 21-20]	Barry Foster 118
11-15-92 vs Detroit	[W 17-14]	Barry Foster 106
11-22-92 vs Indianapolis	[W 30-14]	Barry Foster 168
11-29-92 at Cincinnati	[W 21-9]	Barry Foster 102
12- 6-92 vs Seattle	[W 20-14]	Barry Foster 125
12-20-92 vs Minnesota	[L 3-6]	Barry Foster 118
12-27-92 vs Cleveland	[W 23-13]	Barry Foster 103
1- 9-93 vs Buffalo*	[L 3-24]	Barry Foster 104

*Playoff game

STEELERS LONGEST PLAYS

Longest Runs From Scrimmage

- 97t Bobby Gage (12-4-49 vs. Chicago Bears)
- 87t John Henry Johnson (12-11-60 vs. Philadelphia)
- 85t John Fuqua (12-20-70 vs. Philadelphia)
- 77t Dick Hoak (10-20-68 vs. New Orleans)
- 75t Franco Harris (11-19-72 vs. Cleveland)
- 75 Buist Warren (11-11-45 vs. Chicago Cardinals)
- 75 Sidney Thornton (9-23-79 vs. Baltimore) **(Three Rivers Stadium)**
- 73t Bill Asbury (9-17-67 vs. Cleveland)
- 72t John Fuqua (12-20-70 vs. Philadelphia)
- 71t Franco Harris (10-7-79 vs. Cleveland)
- 70t **Warren Williams** (11-4-90 vs. Atlanta) **(TRS)**
- 70t Rocky Bleier (10-7-79 vs. Cleveland)

Longest Pass Plays

- 90 Bubby Brister to **Dwight Stone** (10-14-90 vs. Denver)
- 90t Terry Bradshaw to Mark Malone (11-8-81 vs. Seattle)
- 89t **Neil O'Donnell** to **Dwight Stone** (9/1/91 vs. San Diego) **(TRS)**
- 89t Bubby Brister to **Louis Lipps** (11-13-88 vs. Philadelphia) **(TRS)**
- 88t Rudy Bukich to Buddy Dial (10-22-61 vs. Cleveland)
- 87t Terry Bradshaw to Dave Smith (12-6-70 vs. Green Bay)
- 87t Bill Nelsen to Gary Ballman (11-28-65 vs. Cleveland)
- 84t Ron Smith to Roy Jefferson (9-18-66 vs. Detroit)
- 81t Terry Bradshaw to Ron Shanklin (11-29-70 vs. Cleveland)
- 80t Bubby Brister to **Louis Lipps** (12-4-88 vs. Houston)
- 80t Bubby Brister to **Louis Lipps** (9-11-88 vs. Washington)
- 80t David Woodley to **Louis Lipps** (9-2-84 vs. Kansas City)
- 80t Merlyn Condit to Bill Dudley (10-27-46 vs. Boston)
- 79t Bubby Brister to **Louis Lipps** (12-24-89 vs. Tampa Bay)
- 79t Ron Smith to Gary Ballman (9-25-66 vs. Washington)
- 78t Terry Bradshaw to Dave McMakin (12-3-72 vs. Cleveland)
- 78t Jim Finks to Ray Mathews (10-17-54 vs. Cleveland)
- 77t Jim Finks to Ray Mathews (11-8-53 vs. Cleveland)
- 77t Joe Geri to Elbie Nickel (10-14-51 vs. San Francisco)
- 74t Terry Bradshaw to John Stallworth (12-5-82 vs. Kansas City)

Longest Punts

- 82 Joe Geri (10-20-49 vs. Green Bay)
- 75 Bobby Joe Green (1960)
- 74 Craig Colquitt (12-7-81 vs. Oakland) and Bob Cifers (1947)

Longest Punt Returns

- 90 Brady Keys (9-20-64 vs. N.Y. Giants)
- 82 Brady Keys (9-22-63 vs. N.Y. Giants)
- 80t Rod Woodson (10-25-92 vs. Kansas City)**
- 80t Roy Jefferson (11-10-68 vs. St. Louis)

Longest Kickoff Returns

- 101t Don McCall (11-23-69 vs. Minnesota)
- 96t Billy Wells (10-13-57 vs. Chicago Cardinals)
- 95t Larry Anderson (10-15-78 vs. Cleveland)
- 94t Mike Collier (10-26-75 vs. Green Bay)
- 93t Jim (Cannonball) Butler (10-30-66 vs. Dallas)
- 93t Lynn Chandnois (10-12-52 vs. Phil., 10-3-53 vs. N.Y. Giants)
- 92t **Dwight Stone** (12-4-88 vs. Houston)
- 92t **Rod Woodson** (10-9-88 vs. Phoenix)

Longest Interception Returns

- 99t Martin Kottler (9-27-33 vs. Chicago Cardinals)
- 91 Jack Hinkle (10-9-43 vs. N.Y. Giants)
- 86t Glen Edwards (9-30-73 vs. Houston)
- 82t Tony Compagno (11-7-48 vs. Green Bay)
- 82t Jim Bradshaw (10-24-65 vs. Philadelphia)
- 81t Russ Craft (10-17-54 vs. Cleveland)
- 80t Bill Dudley (11-3-46 vs. Washington)

Longest Field Goals

- 55 **Gary Anderson** (11-25-84 vs. San Diego) **(TRS)**
- 54 **Gary Anderson** (12-8-91 vs. Houston)
- 53 **Gary Anderson** (10-21-84 vs. Indianapolis)
- 52 **Gary Anderson** (11-13-88 vs. Philadelphia)
- 52 **Gary Anderson** (11-17-85 vs. Houston)
- 52 **Gary Anderson** (11-22-87 vs. Cincinnati)
- 50 **Gary Anderson** (9-13-87 vs. San Francisco)
- 50 Lou Michaels (9-15-63 vs. Philadelphia)

Longest Fumble Return

- 94t Greg Best (10-16-83 vs. Cleveland) **(TRS)**

Blocked Kick Return

- 83t Dale Dodrill (12-14-52 vs. Los Angeles Rams)

THE LAST TIME

OVERTIME GAME WON

By Steelers — Steelers 33, Cincinnati 27 at Cincinnati, 11-10-91
By Opponents — Chicago 13, Steelers 10 at Chicago, 11-30-86

SHUTOUT

By Steelers — Steelers 20, Cincinnati 0 at Pittsburgh, 10-19-92
By Opponents — Chicago 20, Steelers 0 at Pittsburgh, 11-12-89

KICKOFF RETURNED FOR A TD

By Steelers — Rod Woodson (84 yards) vs. San Diego, 11-19-89
By Opponents — Gaston Green (99 yards), L.A. Rams, 10-29-90

PUNT RETURNED FOR A TD

By Steelers — Rod Woodson (80 yards) at Kansas City, 10-25-92
By Opponents — Lionel James (58 yards), San Diego, 11-25-84

INTERCEPTED PASS RETURNED FOR A TD

By Steelers — Larry Griffin (65 yards) vs. New York Jets, 9-13-92
By Opponents — Mike Brim (77 yards), New York Jets, 9-13-92

FUMBLE RETURNED FOR A TD

By Steelers — Charles Davenport (34 yards) at Cincinnati, 11-29-92
By Opponents — Ray Childress (8 yards), Houston, 11-1-92

PUNT BLOCKED FOR A TD

By Steelers — John Rodgers (18 yards) vs. Cleveland, 1-2-83
By Opponents — Frank Minnifield (11 yards), Cleveland, 11-20-88

FIELD GOAL BLOCKED FOR A TD

By Steelers — Bob O'Neill (73 yards) vs. Chicago Cards, 10-13-57
By Opponents — Lloyd Burruss (78 yards), Kansas City, 12-21-86

SAFETY SCORED

By Steelers — 10-7-90 vs. San Diego (Stowe blocked punt in endzone)
By Opponents — 12-2-90, Cincinnati (Francis sack in endzone)

TWO 100-YARD RUSHERS IN SAME GAME

By Steelers — 10-26-86 vs. Cincinnati (Jackson 132, Abercrombie 109)

200 YARDS RUSHING

By Steelers — Frenchy Fuqua (218 yards) vs. Philadelphia, 12-20-70
By Opponents — Joe Morris (202 yards), New York Giants, 12-21-85

300 YARDS PASSING

By Steelers — Neil O'Donnell (309 yards) at Cincinnati, 11-10-91
By Opponents — Erik Kramer (304 yards), Detroit, 11-15-92

400 YARDS PASSING

By Steelers — Bobby Layne (409 yards) vs. Chicago Cards, 12-13-58
By Opponents — Doug Williams (430 yards), Washington, 9-11-88

200 YARDS RECEIVING

By Steelers — Buddy Dial (235 yards) vs. Cleveland, 10-22-61
By Opponents — Eddie Brown (216 yards), Cincinnati, 11-6-88

FOUR TD PASSES

By Steelers — Bubby Brister vs. Cleveland, 12-23-90
By Opponents — Dan Marino, Miami, 11-1-87

FIVE TD PASSES

By Steelers — Mark Malone vs. Indianapolis, 9-8-85
By Opponents — Brian Sipe, Cleveland, 10-7-79

SIX TD PASSES

By Opponents — Jim Kelly, Buffalo, 9-8-91

THREE TD RECEPTIONS

By Steelers — Eric Green at Denver, 10-14-90
By Opponents — Paul Warfield, Miami, 11-14-71

FOUR TD RECEPTIONS

By Steelers — Roy Jefferson vs. Atlanta, 11-3-68
By Opponents — Don Beebe, Buffalo, 9-8-91

THREE TDs RUSHING

By Steelers — Merrill Hoge at Miami, 11-26-89
By Opponents — James Brooks, Cincinnati, 11-6-88

FOUR FIELD GOALS

By Steelers — Gary Anderson vs. Houston, 11-24-91
By Opponents — Jim Breech, Cincinnati, 10-27-85

FIVE FIELD GOALS

By Steelers — Gary Anderson vs. Kansas City, 11-10-85
By Opponents — Scott Norwood, Buffalo, 9-25-88

SIX FIELD GOALS

By Steelers — Gary Anderson vs. Denver, 10-23-88

THREE INTERCEPTIONS

By Steelers — Richard Shelton vs. Cleveland, 12-22-91
By Opponents — Dick Anderson (4), Miami, 12-3-73

FOUR INTERCEPTIONS

By Steelers — Jack Butler vs. Washington, 12-13-53
By Opponents — Dick Anderson, Miami, 12-3-73

STEELERS TEAM RECORDS

GAMES WON

Season 14 (1978)
 Most Consecutive 12 (1978-79)
 Most Consecutive (One Season) 11 (1975)

SCORING

Most Points

Season 416 (1979)
 Game 63 (11-30-52 vs. N.Y. Giants)

Most Points Against

Season 421 (1988)
 Game 54 (11-23-41 vs. Green Bay, 12-8-85 vs. San Diego)

Fewest Points

Season 51 (1934-12 games)
 202 (1965-14 games)

Fewest Points Allowed

Season 138 (1976-14 games)
 117 (1946-11 games)

Most Points, Both Teams

Game 98 (12-8-85, San Diego 54 vs. Pittsburgh 44)
 90 (12-18-66, Pittsburgh 57 vs. Atlanta 33)
 86 (10-7-79, Pittsburgh 51 vs. Cleveland 35)

Fewest Points, Both Teams

Game 0 (1933, Pittsburgh 0 vs. Cincinnati 0)

Most Touchdowns

Season 52 (1979)
 Game 9 (11-30-52 vs. N.Y. Giants)

Most Touchdowns Against

Season 50 (1968, 1969)
 Game 8 (11-23-41 vs. Green Bay, 12-8-85 vs. San Diego)

Fewest Touchdowns Against

Season 14 (1976)

Most Touchdowns Rushing

Season 33 (1976)
 Game 5 (11-7-76 vs. KC, 9-20-81 vs. New York Jets)

Most Touchdowns Rushing Against

Season 20 (1947, 1988)
 Game 6 (10-24-53 vs. G.B., 10-14-34 vs. Boston)

Fewest Touchdowns Rushing Against

Season 5 (1976)

Most Touchdowns Passing

Season 28 (1978)
 Game 5 (11-30-52 vs. New York Giants, 10-7-79 vs. Washington, 11-15-81 vs. Atlanta, 9-8-85 vs. Indianapolis)

Most Touchdowns Passing Against

Season 34 (1962)
 Game 6 (9-8-91 vs. Buffalo)

Fewest Touchdowns Passing Against

Season 9 (1990, 1976, 1975, 1972)

Most Touchdowns (Defensive)

Season 7 (1983, 1987)
 Game 3 (10-10-83 vs. Cincinnati)

Most Points After Touchdown

Season 50 (1979)
 Game 9 (11-30-52 vs. N.Y. Giants)

Most Points After Touchdown Against

Season 49 (1968, 1969)

Most Field Goals

Season 33 (1985)
 Game 6 (10-23-88 vs. Denver)

Most Field Goals Against

Season 26 (1988, 1991)
 Game 7 (9-24-67 vs. St. Louis)

FIRST DOWNS

Most First Downs

Season 337 (1979)
 Game 36 (11-25-79 vs. Cleveland)

Most First Downs By Opponents

Season 323 (1981, 1989)
 Game 35 (11-23-86 vs. Cleveland)

Most First Downs, Both Teams

Game 58 (11-25-79 Pittsburgh 36 vs. Cleveland 22)

Most First Downs Rushing

Season 163 (1976)
 Game 21 (11-7-76 vs. KC)

Most First Downs Rushing by Opponents

Season 122 (1965)
 Game 18 (11-9-69 vs. Chicago)

Most First Downs Passing

Season 179 (1979)
 Game 21 (12-13-58 vs. Chicago Cardinals)

Most First Downs Passing By Opponents

Season 194 (1991)
 Game 22 (12-5-48 vs. N.Y. Giants)

Most First Downs Penalties

Season 34 (1978)

Most First Downs Penalties By Opponents

Season 40 (1978)

NET YARDS

Most Net Yards Gained

Season 6258 (1979)
 Game 683 (12-13-58 vs. Chicago Cardinals)

Fewest Net Yards Gained

Season 3354 (1965)
 Game 53 (9-10-89 vs. Cleveland)

Most Net Yards Gained By Opponents

Season 5805 (1988)
 Game 559 (11-6-88 vs. Cincinnati)

Fewest Net Yards Gained By Opponents

Season 3074 (1974)
 Game 70 (10-27-57 vs. Phila.)

RUSHING

Most Yards Gained Rushing

Season 2971 (1976)
 Game 361 (10-7-79 vs. Cleveland)

Fewest Yards Gained Rushing

Season 1092 (1966)
 Game 7 (10-30-66 vs. Dallas)

Most Yards Gained Rushing By Opponents

Season 2193 (1954)
 Game 426 (11-4-34 vs. Detroit)

Fewest Yards Gained Rushing By Opponents

Season 1125 (1953-12 games)
 1377 (1967-14 games)
 Game -33 (10-2-43 vs. Brooklyn)

Fewest Yards Rushing Allowed

By Opponents (Per Game)
 Season 84.7 (1982)

Most Rushing Attempts

Season 653 (1976)
 Game 60 (10-3-50 vs. Boston)

Fewest Rushing Attempts

Season 368 (1954-12 games)
 375 (1966-14 games)
 Game 14 (9-30-90 vs. Miami, 11-17-91 vs. Washington)

Most Rushing Attempts By Opponents

Season 516 (1988)

Fewest Rushing Attempts By Opponents

Season 363 (1962)
 Game 10 (10-1-89 vs. Detroit)

PASSING

Most Yards Gained Passing

Season 3655 (1979)
 Game 472 (12-13-58 vs. Chi. Cards)

Fewest Yards Gained Passing

Season 652 (1945-11 games)
 1711 (1972-14 games)
 Game -16 (9-17-65 vs. St. Louis)

Most Yards Gained Passing By Opponents

Season 3941 (1988)
 Game 422 (9-11-88 vs. Wash.)

Fewest Yards Gained Passing**By Opponents**

Season 1466 (1974)
 Game -28 (12-7-58 vs. Wash.)

Most Passes Attempted

Season 512 (1985)
 Game 52 (12-13-58 vs. Chicago Cardinals)

Fewest Passes Attempted

Season 161 (1946, 1942-11 games)
 277 (1976)
 Game 0 (11-16-41 vs. Brooklyn, 11-13-49 vs. L.A.)

Most Passes Attempted**By Opponents**

Season 548 (1989)
 Game 56 (12-17-89 vs. New England)

Fewest Passes Attempted**By Opponents**

Season 162 (1946-11 games)
 339 (1974-14 games)
 Game 8 (12-14-74 vs. Cin., 12-1-57 vs. Phil.)

Most Passes Attempted, Both Teams

Game 94 (12-13-58 Pittsburgh 52 vs. Chi Cardinals 42)

Most Passes Completed

Season 272 (1979)
 Game 31 (9-22-74 vs. Denver)

Fewest Passes Completed

Season 42 (1941-11 games)
 140 (1973-14 games)
 Game 0 (11-16-41 vs. Brooklyn, 11-13-49 vs. L.A.)

Most Passes Completed**By Opponents**

Season 334 (1991)
 Game 36 (12-5-48 vs. N.Y. Giants)

Fewest Passes Completed**By Opponents**

Season 64 (1946-11 games)
 147 (1974-14 games)
 Game 3 (Several times)

SACKS**Most Sacks**

Season 52 (1974)
 Game 10 (11-29-92 vs. Cincinnati)

Most Sacks Allowed

Season 52 (1969, 1983)
 Game 12 (11-20-66 vs. Dallas)

INTERCEPTIONS**Most Interceptions**

Season 37 (1973)
 Game 7 (11-30-52 vs. N.Y. Giants, 10-13-74 vs. K.C.)

Fewest Interceptions

Season 12 (1965 and 1964-14 games)

Most Interceptions**By Opponents**

Season 35 (1965)
 Game 9 (12-12-65 vs. Phil.)

Fewest Interceptions**By Opponents**

Season 12 (1976, 1975, 1972-14 games)

Most Yards Interceptions Returned

Season 673 (1973)
 Game 147 (10-17-54 vs. Cleveland)

Fewest Yards Interceptions Returned

Season 96 (1964-14 games)

Most Yards Interceptions Returned**By Opponents**

Season 535 (1969)
 Game 172 (12-12-65 vs. Phil.)

Fewest Yards Interceptions Returned**By Opponents**

Season 47 (1975-14 games)

Most Touchdowns By Interceptions

Season 5 (1987)
 Game 2 (12-18-88 vs. Miami, 10-1-84 vs. Cincinnati, 10-10-83 vs. Cincinnati, 9-30-73 vs. Houston, 10-17-54 vs. Cleveland)

Most Touchdowns By Interceptions**By Opponents**

Season 6 (1965 and 1964)
 Game 1 (12-12-65 vs. Phil., 9-29-68 vs. Balt.)

Most Touchdowns by Interceptions, Both Teams

Game 4 (12-12-65 Philadelphia 3 vs. Pittsburgh 1)

PUNTING**Most Punts**

Season 89 (1986)

Most Punts By Opponents

Season 100 (1979)

Fewest Punts

Season 51 (1958)
 Game 1 (12-9-73 vs. Houston, 10-26-86 vs. Cincinnati, 12-2-90 vs. Cincinnati, 10-27-91 vs. Cleveland, 12-15-91 vs. Cincinnati)

Fewest Punts By Opponents

Season 54 (1960)
 Game 0 (9-17-89 vs. Cincinnati)

Highest Punting Average

Season 47.0 (1961)

Highest Punting Average**By Opponents**

Season 46.4 (1959)

PUNT RETURNS**Most Punt Returns**

Season 71 (1976)

Most Punt Returns By Opponents

Season 51 (1970)

Most Yardage By Punt Returns

Season 774 (1974)

Most Yardage By Punt Returns**By Opponents**

Season 501 (1950)

Most Touchdowns By Punt Returns

Season 3 (1952)
 Game 1 (many times)

Most Touchdowns By Punt Returns**By Opponents**

Season 3 (1959)
 Game 2 (11-1-59 vs. St. Louis)

KICKOFF RETURNS**Most Kickoff Returns**

Season 74 (1988)

Most Kickoff Returns By Opponents

Season 81 (1979)

Most Kickoff Return Yardage

Season 1575 (1988)

Most Kickoff Return Yardage**By Opponents**

Season 1668 (1979)

Most Touchdowns By Kickoff Returns

Season 2 (1952, 1988)
 Game 1 (many times)

Most Touchdowns By Kickoff Returns**By Opponents**

Season 3 (1986)
 Game 1 (many times)

PENALTIES**Most Penalties**

Season 122 (1977)

Most Penalties By Opponents

Season 112 (1981)

Most Penalty Yards

Season 986 (1989)

Most Penalty Yards By Opponents

Season 960 (1981)

FUMBLES**Most Fumbles**

Season 47 (1979)
 Game 10 (10-9-43 vs. N.Y. Giants)

Most Fumbles By Opponents

Season 42 (1976)
 Game 9 (12-23-90 vs. Cleveland)

Most Fumbles Lost

Season 28 (1977-14 games)
 26 (1979-16 games)

Most Fumbles Lost By Opponents

Season 24 (1976)
 Game 8 (12-23-90 vs. Cleveland)

SHUTOUTS**Most Shutouts**

Season 5 (1976)

Most Shutouts Against

Season 6 (1934)

STEELERS INDIVIDUAL RECORDS

SERVICE

Most Seasons

Career	15	Mike Webster (1974-88)
	14	Donnie Shell (1974-87)
	14	John Stallworth (1974-87)
	14	Larry Brown (1971-84)
	14	Mel Blount (1970-83)
	14	Terry Bradshaw (1970-83)
	14	Ernie Stautner (1950-63)
	13	Tunch Ilkin (1980-92)
	13	Joe Greene (1969-81)
	13	L.C. Greenwood (1969-81)
	13	Jon Kolb (1969-81)
	13	Sam Davis (1967-79)
	13	Ray Mansfield (1964-76)

Most Games

Career	220	Mike Webster (1974-88)
	201	Donnie Shell (1974-87)
	200	Mel Blount (1970-83)
	182	Ray Mansfield (1964-76)
	181	Joe Greene (1969-81)
	179	David Little (1981-92)
	177	Jon Kolb (1969-81)
	176	Tunch Ilkin (1980-92)
	174	L. C. Greenwood (1969-81)
	173	Ernie Stautner (1950-63)

Most Consecutive Games Played

182	Ray Mansfield (1964-76)
177	Mike Webster (1974-85)

SCORING

Most Total Points

Career	1,123	Gary Anderson (1982-92) 352 PATs, 257 FGs.
	731	Roy Gerela (1971-78), 293 PATs, 146 FGs.
	600	Franco Harris (1972-83), 100 TDs.
	384	John Stallworth (1974-87), 64 TDs.
	318	Lynn Swann (1974-81), 53 TDs.
Season	139	Gary Anderson (1985) 40 PATs, 33 FGs.
	123	Roy Gerela (1973), 36 PATs, 29 FGs.
	119	Gary Anderson (1983), 38 PATs, 27 FGs.
	119	Roy Gerela (1972), 35 PATs, 28 FGs.
	118	Gary Anderson (1988), 34 PATs, 28 FGs.
	117	Gary Anderson (1984), 45 PATs, 24 FGs.
	113	Gary Anderson (1992), 29 PATs, 28 FGs.
	110	Lou Michaels (1962), 32 PATs, 26 FGs.
	100	Gary Anderson (1991), 31 PATs, 23 FGs.
	104	Matt Bahr (1979), 50 PATs, 18 FGs.
Game	24	Roy Jefferson (11-3-68 vs. Atlanta), 4 TDs.
	24	Ray Mathews (10-17-54 vs. Cleveland), 4 TDs.

Most Touchdowns

Career	100	Franco Harris (1972-83)
	64	John Stallworth (1974-87)
	53	Lynn Swann (1974-82)
	46	Louis Lipps (1984-91)
	43	Ray Mathews (1951-59)
	42	Buddy Dial (1959-63)
	37	Elbie Nickel (1947-57)
	33	Dick Hoak (1961-70)
	32	Terry Bradshaw (1970-83)
	32	John Henry Johnson (1960-65)
Season	15	Louis Lipps (1985)
	14	Franco Harris (1976)
	12	Franco Harris (1979)
	12	Roy Jefferson (1968)
	12	Buddy Dial (1961)
Game	4	Roy Jefferson (11-3-68 vs. Atlanta)
	4	Ray Mathews (10-17-54 vs. Cleveland)
	3	Merril Hoge (10-29-90 vs. L.A. Rams)
	3	Eric Green (10-14-90 vs. Denver)
	3	Merril Hoge (11-26-89 vs. Miami)
	3	Walter Abercrombie (12-13-86 vs. N.Y. Jets)
	3	Weegie Thompson (11-2-86 vs. Green Bay)
	3	Louis Lipps (9-8-85 vs. Indianapolis)
	3	John Stallworth (11-25-84 vs. San Diego)

3	John Stallworth (11-4-84 vs. Houston)
3	Jim Smith (9-28-80 vs. Chicago)
3	Rocky Bleier (12-5-76 vs. Tampa Bay)
3	Steve Davis (9-22-74 vs. Denver)
3	Franco Harris (10-29-72 vs. Buffalo)
3	Earl Gros (12-21-69 vs. New Orleans)
3	John Henry Johnson (10-10-64 vs. Cleveland)

Most Field Goals

Career	257	Gary Anderson (1982-92)
	146	Roy Gerela (1971-78)
	62	Lou Michaels (1961-63)
	57	Mike Clark (1964-67)
Season	33	Gary Anderson (1985)
	29	Roy Gerela (1973)
	28	Gary Anderson (1992)
	28	Gary Anderson (1988)
	28	Roy Gerela (1972)
	27	Gary Anderson (1983)
	26	Lou Michaels (1961)
Game	6	Gary Anderson (10-23-88 vs. Denver)

Longest Field Goal

55	Gary Anderson (11-25-84 vs. San Diego)
54	Gary Anderson (12-8-91 vs. Houston)
53	Gary Anderson (10-21-84 vs. Indianapolis)
52	Gary Anderson (11-13-88 vs. Philadelphia)
52	Gary Anderson (11-22-87 vs. Cincinnati)
52	Gary Anderson (11-17-85 vs. Houston)
50	Gary Anderson (9-13-87 vs. San Francisco)
50	Lou Michaels (9-15-63 vs. Philadelphia)

Most Field Goal Attempts

Career	336	Gary Anderson (1982-92)
	227	Roy Gerela (1971-78)
	109	Lou Michaels (1961-63)
Season	43	Roy Gerela (1973)
	42	Gary Anderson (1985)
	41	Roy Gerela (1972)
	41	Lou Michaels (1963)
Game	8	Lou Michaels (12-2-62 vs. St. Louis)

Highest Field Goal Percentage

Career	76.5	Gary Anderson (1982-92) (336-257)
	64.3	Roy Gerela (1971-78) (227-146)
	56.9	Lou Michaels (1961-63) (109-62)
Season	87.0	Gary Anderson (1983) (31-27)
	83.3	Gary Anderson (1982) (12-10)
	81.5	Gary Anderson (1987) (27-22)
	81.0	Roy Gerela (1975) (21-17)
	80.0	Gary Anderson (1990) (25-20)
	78.6	Gary Anderson (1985) (42-33)
	77.8	Gary Anderson (1992) (36-28)
	77.8	Gary Anderson (1988) (36-28)
	75.0	Gary Anderson (1984) (32-24)

Most Consecutive Field Goals Made

18	Gary Anderson (1985)
----	-----------------------------

Most Extra Points

Career	352	Gary Anderson (1982-92)
	293	Roy Gerela (1971-78)
	116	Mike Clark (1964-67)
Season	50	Matt Bahr (1979)
	45	Gary Anderson (1984)
	44	Roy Gerela (1978 & 1975)
	40	Gary Anderson (1985)
	40	Roy Gerela (1976)
Game	8	Gary Kerkorian (11-30-52 vs. New York Giants)

Most Extra Point Attempts

Career	356	Gary Anderson (1982-92)
	306	Roy Gerela (1971-78)
Season	52	Matt Bahr (1979)
Game	8	Gary Kerkorian (11-30-52 vs. New York Giants)

Most Consecutive Extra Points Made

202	Gary Anderson (began 9-11-83 vs. Green Bay and ended 12-4-88 vs. Houston)
-----	--

RUSHING

Most Yards Rushing

Career	11,950	Franco Harris (1972-83)
	4,383	John Henry Johnson (1960-65)
	3,989	Frank Pollard (1980-88)
	3,965	Dick Hoak (1961-70)
	3,865	Rocky Bleier (1968, 1970-80)
Season	1,690	Barry Foster (1992)
	1,246	Franco Harris (1975)
	1,186	Franco Harris (1979)
	1,162	Franco Harris (1977)
	1,141	John Henry Johnson (1962)
	1,128	Franco Harris (1976)
	1,082	Franco Harris (1978)
	1,055	Franco Harris (1972)
	1,048	John Henry Johnson (1964)
	1,036	Rocky Bleier (1976)
Game	218	John Fuqua (12-20-70 vs. Philadelphia)
	200	John Henry Johnson (10-10-64 vs. Cleveland)
	190	Barry Foster (9-13-92 vs. New York Jets)
	182	John Henry Johnson (12-11-60 vs. Philadelphia)
	179	Franco Harris (11-20-77 vs. Dallas)

Most 100-Yard Rushing Games

Career	47	Franco Harris (1972-83)
	14	Barry Foster (1990-92)
	7	Earnest Jackson (1986-88)
	7	John Fuqua (1970-76)
	5	Rocky Bleier (1968, 1970-80)
Season	*12	Barry Foster (1992)
	7	Franco Harris (1972)
	6	Franco Harris (1976)
	6	Franco Harris (1975)
	6	Franco Harris (1974)
	5	Franco Harris (1983)
	5	Franco Harris (1979)

*Tied NFL Record

Most Rushing Attempts

Career	2,881	Franco Harris (1972-83)
	1,132	Dick Hoak (1961-70)
	1,025	John Henry Johnson (1960-65)
	953	Frank Pollard (1980-88)
Season	390	Barry Foster (1992)
	310	Franco Harris (1978)
	300	Franco Harris (1977)
	289	Franco Harris (1976)
Game	41	Franco Harris (10-17-76 vs. Cincinnati)
	35	Rocky Bleier (10-26-75 vs. Green Bay)
	33	Barry Foster (12-6-92 vs. Seattle)
	33	Barry Foster (9-13-92 vs. New York Jets)
	32	Franco Harris (12-2-79 vs. Cincinnati)
	31	Barry Foster (11-1-92 vs. Houston)
	31	Franco Harris (10-23-83 vs. Seattle)
	30	John Fuqua (11-7-71 vs. Cleveland)
	30	John Henry Johnson (10-10-64 vs. Cleveland)

Most Touchdowns Rushing

Career	91	Franco Harris (1972-83)
	32	Terry Bradshaw (1970-83)
	26	John Henry Johnson (1960-65)
	25	Dick Hoak (1961-70)
Season	14	Franco Harris (1976)
	11	Barry Foster (1992)
	11	Franco Harris (1977 and 1979)
	10	Franco Harris (1975 and 1972)
Game	3	Merril Hoge (11-26-89 vs. Miami)
	3	Rocky Bleier (12-5-76 vs. Tampa Bay)
	3	Earl Gros (12-21-69 vs. New Orleans)
	3	John Henry Johnson (10-10-64 vs. Cleveland)

Highest Rushing Average (minimum 1500 yards)

Career	5.08	Terry Bradshaw (1970-83)
	4.56	Barry Foster (1990-92)
	4.39	Bill Dudley (1942, 1945-46)
	4.28	John Henry Johnson (1960-65)
	4.25	Sidney Thornton (1977-82)
	4.21	John Fuqua (1970-76)

Season	5.6	Franco Harris (1972)
	5.0	Sidney Thornton (1979)
	5.0	John Fuqua (1970)
	4.9	Dick Hoak (1968)

Longest Rushing Plays

971	Bobby Gage (12-4-49 vs. Chicago Bears)
871	John Henry Johnson (12-11-60 vs. Philadelphia)
851	John Fuqua (12-20-70 vs. Philadelphia)
771	Dick Hoak (10-20-68 vs. New Orleans)
751	Franco Harris (11-19-72 vs. Cleveland)
75	Sidney Thornton (9-23-79 vs. Baltimore)
75	Buist Warren (11-11-45 vs. Chicago Cards)

TOTAL YARDS FROM SCRIMMAGE

Most Total Yards From Scrimmage

Career	14,234	Franco Harris (1972-83)
	8,834	John Stallworth (1974-87)
	6,406	Louis Lipps (1984-91)
	5,534	Lynn Swann (1974-82)
	5,417	Dick Hoak (1961-70)
	5,197	John Henry Johnson (1960-65)
	5,159	Rocky Bleier (1968, 1970-80)
Season	2,034	Barry Foster (1992)
	1,477	Franco Harris (1979)
	1,460	Franco Harris (1975)
	1,395	John Stallworth (1984)
	1,367	John Henry Johnson (1962)
	1,330	Rocky Bleier (1976)
	1,295	Buddy Dial (1963)

PASSING

Most Yards Passing

Career	27,989	Terry Bradshaw (1970-83)
	10,104	Bubby Brister (1986-92)
	8,983	Bobby Layne (1958-62)
	8,854	Jim Finks (1949-55)
	8,582	Mark Malone (1980-87)
Season	3,724	Terry Bradshaw (1979)
	3,339	Terry Bradshaw (1980)
	2,982	Ed Brown (1963)
	2,915	Terry Bradshaw (1978)
	2,887	Terry Bradshaw (1981)
Game	409	Bobby Layne (12-13-58 vs. Chicago Cardinals)
	374	Mark Malone (9-30-85 vs. Cincinnati)
	364	Terry Bradshaw (11-25-79 vs. Cleveland)
	353	Bubby Brister (10-14-90 vs. Denver)
	351	Mark Malone (12-21-86 vs. Kansas City)
	348	Joe Gilliam (9-22-74 vs. Denver)
	339	Terry Bradshaw (12-2-79 vs. Cleveland)
	337	Jim Finks (11-5-55 vs. Chicago Cardinals)
	334	Bill Nelsen (12-18-66 vs. Atlanta)

Most 300-Yard Passing Games

Career	4	Terry Bradshaw (1970-83)
	3	Bubby Brister (1986-92)
	3	Jim Finks (1949-55)
Season	3	Terry Bradshaw (1979)
	2	Bubby Brister (1988)

Most Passing Attempts

Career	3,901	Terry Bradshaw (1970-83)
	1,477	Bubby Brister (1986-92)
	1,382	Jim Finks (1949-55)
	1,374	Mark Malone (1980-87)
	1,156	Bobby Layne (1958-62)
Season	472	Terry Bradshaw (1979)
	425	Mark Malone (1986)
	424	Terry Bradshaw (1980)
	387	Bubby Brister (1990)
	381	Cliff Stoudt (1983)
	373	Terry Bradshaw (1971)
	370	Bubby Brister (1988)
	370	Terry Bradshaw (1981)
	368	Terry Bradshaw (1978)
	362	Ed Brown (1963)
	344	Jim Finks (1955)
Game	50	Joe Gilliam (9-22-74 vs. Denver)
	49	Bobby Layne (12-13-58 vs. Chicago Cardinals)

49	Jim Finks (11-5-55 vs. Chicago Cardinals)
48	Mark Malone (9-15-86 vs. Denver)
46	Kent Nix (10-22-67 vs. Dallas)
45	Mark Malone (9-16-85 vs. Cleveland)

Most Passes Completed

Career	2,025	Terry Bradshaw (1970-83)
	776	Bubby Brister (1986-92)
	690	Mark Malone (1980-87)
	661	Jim Finks (1949-55)
	569	Bobby Layne (1958-62)
Season	259	Terry Bradshaw (1979)
	223	Bubby Brister (1990)
	218	Terry Bradshaw (1980)
	216	Mark Malone (1986)
	207	Terry Bradshaw (1978)
	203	Terry Bradshaw (1971)
Game	201	Terry Bradshaw (1981)
	31	Joe Gilliam (9-22-74 vs. Denver)
	30	Terry Bradshaw (11-25-79 vs. Cleveland)
	29	Terry Bradshaw (9-19-82 vs. Cincinnati)
	28	Kent Nix (10-22-67 vs. Dallas)
	27	Jim Finks (9-26-54 vs. Green Bay)
	26	Mark Malone (9-30-85 vs. Cincinnati)

Most Consecutive Passes Completed

15	Bubby Brister (10-1-89 vs. Detroit)
13	Bill Nelsen (12-18-66 vs. Atl.[11], 9-17-67 vs. Chi. [2])
11	Bubby Brister (12-27-92 vs. Cleveland)
11	Neil O'Donnell (10-11-92 vs. Cleveland)
11	Mark Malone (11-25-84 vs. San Diego)

Highest Completion Percentage

Career (Minimum 500 Attempts)

56.9%	Neil O'Donnell (341/599, 1990-92)
52.5%	Bubby Brister (776/1,477, 1986-92)
51.9%	Terry Bradshaw (2,025/3,901, 1970-83)
50.2%	Mark Malone (690/1,374, 1980-87)
49.2%	Bobby Layne (569/1,156, 1958-62)
47.8%	Jim Finks (661/1,382, 1949-55)
47.8%	Dick Shiner (245/513, 1968-69)

Season (Minimum 250 Attempts)

59.1%	Neil O'Donnell (185/313, 1992)
57.7%	Terry Bradshaw (165/286, 1975)
57.6%	Bubby Brister (223/387, 1990)
56.3%	Terry Bradshaw (207/368, 1978)
54.9%	Terry Bradshaw (259/472, 1979)
54.7%	Bubby Brister (187/342, 1989)
54.5%	Neil O'Donnell (156/286, 1991)
54.4%	Terry Bradshaw (203/373, 1971)
54.3%	Terry Bradshaw (201/370, 1981)
54.0%	Mark Malone (147/272, 1984)

Game (Minimum 20 Attempts)

81.8%	Mark Malone (18/22, 11-25-84 vs. S.D.)
78.1%	Neil O'Donnell (25/32, 10-11-92 vs. Clev.)
77.8%	Bubby Brister (21/27, 10-1-89 vs. Det.)
75.9%	Bubby Brister (22/29, 9-15-91 vs. N.E.)
75.0%	Bubby Brister (18/24, 11-25-90 vs. N.Y.J.)
75.0%	Bubby Brister (21/28, 10-14-90 vs. Den.)
75.0%	Terry Bradshaw (15/20, 12-5-82 vs. K.C.)
75.0%	Terry Bradshaw (18/24, 10-22-79 vs. Den.)
75.0%	Terry Bradshaw (21/28, 9-21-75 vs. S.D.)

Most Touchdown Passes

Career	212	Terry Bradshaw (1970-83)
	67	Bobby Layne (1958-62)
	55	Jim Finks (1949-55)
	54	Mark Malone (1980-87)
	51	Bubby Brister (1986-92)
Season	28	Terry Bradshaw (1978)
	26	Terry Bradshaw (1979)
	24	Terry Bradshaw (1980)
	22	Terry Bradshaw (1981)
	21	Ed Brown (1963)
	20	Bubby Brister (1990)
	20	Bobby Layne (1959)
	20	Jim Finks (1952)

Game	5	Mark Malone (9-8-85 vs. Indianapolis)
	5	Terry Bradshaw (11-15-81 vs. Atlanta)
	4	Bubby Brister (12-23-90 vs. Cleveland)
	4	Bubby Brister (10-29-90 vs. L.A. Rams)
	4	Bubby Brister (10-14-90 vs. Denver)
	4	Mark Malone (11-25-84 vs. San Diego)
	4	Terry Bradshaw (9-28-80 vs. Chicago)
	4	Terry Bradshaw (11-4-79 vs. Washington)
	4	Dick Shiner (11-24-68 vs. San Francisco)
	4	Ed Brown (10-27-63 vs. Dallas)
	4	Jim Finks (10-17-54 vs. Cleveland)
	4	Jim Finks (11-16-52 vs. Cleveland)
	4	Jim Finks (11-30-52 vs. N.Y. Giants)

Most Passes Had Intercepted

Career	210	Terry Bradshaw (1970-83)
	88	Jim Finks (1949-55)
	81	Bobby Layne (1958-62)
Season	26	Jim Finks (1955)
	25	Terry Bradshaw (1979)
	24	Terry Bradshaw (1970)
	22	Terry Bradshaw (1971 and 1980)
Game	7	Tommy Wade (12-12-65 vs. Philadelphia)
	5	Mark Malone (9-20-87 vs. Cleveland)
	5	Terry Bradshaw (11-18-79 vs. San Diego)
	5	Terry Bradshaw (10-30-77 vs. Baltimore)
	5	John Gildea (12-1-35 vs. Boston)

Highest Passer Rating (among qualifiers)

Career	81.1	Neil O'Donnell (1990-92)
	71.1	Terry Bradshaw (1970-83)
	70.7	Bobby Layne (1958-62)
	69.8	Bubby Brister (1986-92)
	67.0	Bill Nelsen (1963-67)
Season	87.8	Terry Bradshaw (1975)
	84.8	Terry Bradshaw (1978)
	84.0	Terry Bradshaw (1981)
	83.6	Neil O'Donnell (1992)
	81.6	Bubby Brister (1990)
	81.4	Terry Bradshaw (1982)

PASS RECEIVING

Most Receptions

Career	537	John Stallworth (1974-87)
	358	Louis Lipps (1984-91)
	336	Lynn Swann (1974-82)
	329	Elbie Nickel (1947-57)
	306	Franco Harris (1972-83)
	230	Ray Mathews (1951-59)
	229	Buddy Dial (1959-63)
Season	80	John Stallworth (1984)
	75	John Stallworth (1985)
	70	John Stallworth (1979)
	67	Roy Jefferson (1969)
	63	John Stallworth (1981)
	62	Elbie Nickel (1953)
	61	Lynn Swann (1978)
	60	Buddy Dial (1963)
Game	12	J. R. Wilburn (10-22-67 vs. Dallas)
	11	John Stallworth (9-30-85 vs. Cincinnati)
	11	Roy Jefferson (11-3-68 vs. Atlanta)
	10	Dick Compton (10-7-67 vs. Cleveland)
	10	Elbie Nickel (12-14-52 vs. Los Angeles)
	10	Val Jansante (11-30-49 vs. Philadelphia)

Most Yards Receiving

Career	8,723	John Stallworth (1974-87)
	6,018	Louis Lipps (1984-91)
	5,462	Lynn Swann (1974-82)
	5,133	Elbie Nickel (1947-57)
	4,723	Buddy Dial (1959-63)
	3,919	Ray Mathews (1951-59)

Longest Punts

82	Joe Geri (11-20-49 vs. Green Bay)
75	Bobby Joe Greene (1960)
74	Craig Colquitt (12-7-81 vs. Oakland), Bob Cifers (1947)

PUNT RETURNS

Most Punt Returns

Career	176	Rod Woodson (1987-92)
	139	Theo Bell (1976, 78-80)
	107	Louis Lipps (1984-91)
	99	Glen Edwards (1971-77)
	98	Jim Smith (1977-82)
	70	Rick Woods (1982-86)
Season	66	Lynn Chandnois (1950-56)
	53	Louis Lipps (1984)
	45	Theo Bell (1979)
	43	Paul Skansi (1983)
	41	Lynn Swann (1974)
	39	Theo Bell (1976)
	38	Rod Woodson (1990)

Most Yards Punt Returns

Career	1,705	Rod Woodson (1987-92)
	1,259	Theo Bell (1976, 78-80)
	1,212	Louis Lipps (1984-91)
	941	Glen Edwards (1971-76)
	838	Bill Dudley (1942, 45-46)
Season	*656	Louis Lipps (1984)
	577	Lynn Swann (1974)
	437	Louis Lipps (1985)
	435	Walt Slater (1947)

*NFL Rookie Record

Most Touchdowns Punt Returns

Career	3	Ray Mathews (1951-59), Louis Lipps (1984-89)
Season	2	Ray Mathews (1952), Louis Lipps (1985)
Game	1	Held by many, last time by Rod Woodson (80 yards, 10-25-92 vs. Kansas City)

Highest Average Punt Returns

Career	14.9	Bobby Gage (1949-50)
	14.4	Bill Dudley (1942, 45-46)
	12.8	Ray Mathews (1951-59)
	12.3	Lynn Swann (1974-78)
Season	16.0	Bobby Gage (1949)
	15.5	Walt Slater (1947)
	15.4	Ray Mathews (1951)
	14.1	Lynn Swann (1974)

Longest Punt Returns

90	Brady Keys (9-20-64 vs. N.Y. Giants)
82	Brady Keys (9-22-63 vs. N.Y. Giants)
80	Rod Woodson (10-25-92 vs. Kansas City)
80	Roy Jefferson (11-10-68 vs. St. Louis)

KICKOFF RETURNS

Most Kickoff Returns

Career	190	Rod Woodson (1987-92)
	122	Larry Anderson (1978-81)
	92	Lynn Chandnois (1950-56)
	87	Dwight Stone (1987-92)
	64	Gary Ballman (1963-66)
	52	Preston Pearson (1970-74)
	49	Rich Erenberg (1984-86)
Season	44	Rod Woodson (1991)
	39	Henry Odom (1983)
	37	Rod Woodson (1988)
	37	Larry Anderson (1978, 1981)
	36	Rod Woodson (1989)
	35	Rod Woodson (1990)
	34	Larry Anderson (1979)
	29	Dwight Stone (1988)
	28	Brady Keys (1962)
	28	Rich Erenberg (1984)
Game	7	Jack Deloplaine (9-26-76 vs. New England); Rich Erenberg (9-2-84 vs. Kansas City)
Season	1,395	John Stallworth (1984)
	1,295	Buddy Dial (1963)
	1,183	John Stallworth (1979)
	1,134	Louis Lipps (1985)
	1,098	John Stallworth (1981)
	1,079	Roy Jefferson (1969)
	1,074	Roy Jefferson (1968)

Game	235	Buddy Dial (10-22-61 vs. Cleveland)
	205	Jimmy Orr (12-13-58 vs. Chicago Cardinals)
	202	Elbie Nickel (12-14-52 vs. Los Angeles)
	199	Roy Jefferson (11-3-68 vs. Atlanta)
	192	Lynn Swann (12-2-79 vs. Cincinnati)

Most 100-Yard Receiving Games

Career	25	John Stallworth (1974-87)
	16	Louis Lipps (1984-91)
	10	Lynn Swann (1974-82)
Season	7	John Stallworth (1984)
	5	Louis Lipps (1989)
	4	Louis Lipps (1985)
	4	John Stallworth (1981)
	4	Theo Bell (1980)

Most Touchdowns Receiving

Career	63	John Stallworth (1974-87)
	51	Lynn Swann (1974-82)
	42	Buddy Dial (1959-63)
	39	Louis Lipps (1984-91)
	37	Elbie Nickel (1947-57)
	34	Ray Mathews (1951-59)
	29	Roy Jefferson (1965-69)
Season	12	Louis Lipps (1985)
	12	Buddy Dial (1961)
	11	John Stallworth (1984)
	11	Lynn Swann (1978 & 1975)
	11	Roy Jefferson (1968)
Game	4	Roy Jefferson (11-3-68 vs. Atlanta)
	3	Eric Green (10-14-90 vs. Denver)
	3	Weegie Thompson (11-2-86 vs. Green Bay)
	3	Louis Lipps (9-8-85 vs. Indianapolis)
	3	John Stallworth (11-4-84 vs. Hou.; 11-24-84 vs. S.D.)
	3	Jim Smith (9-28-80 vs. Chicago)
	3	Ray Mathews (10-17-54 vs. Cleveland)

Most Consecutive Games Caught Pass

67	John Stallworth (began 10-9-77 vs. Houston and ended 12-12-82 vs. Buffalo)
----	--

PUNTING

Most Punts

Career	716	Bobby Walden (1968-77)
	429	Craig Colquitt (1978-81, 1983-84)
	375	Harry Newsome (1985-89)
	223	Pat Brady (1952-54)
	171	Joe Geri (1949-51)
Season	86	Harry Newsome (1986)
	84	Craig Colquitt (1981)
	82	Harry Newsome (1989)
	80	Craig Colquitt (1983)
	80	Pat Brady (1953)
	79	Bobby Walden (1971)
	78	Harry Newsome (1985)
Game	10	Harry Newsome (11-9-86 vs. Buffalo)
	10	Harry Newsome (9-16-85 vs. Cleveland)
	10	Bobby Walden (12-7-69 vs. Dallas)

Highest Average Punting

Career	45.7	Bobby Joe Green (1960-61)
	44.5	Pat Brady (1952-54)
	41.4	Harry Newsome (1985-89)
	41.3	Craig Colquitt (1978-81, 1983-84)
	41.1	Bobby Walden (1968-77)
Season	47.0	Bobby Joe Green (1961)
	46.9	Pat Brady (1953)
	45.4	Harry Newsome (1988)
	45.2	Bobby Walden (1970)

Most Yards Kickoff Returns

Career	4,235	Rod Woodson (1987-92)
	2,866	Larry Anderson (1978-81)
	2,720	Lynn Chandnois (1950-56)
	1,711	Gary Ballman (1963-66)
Season	982	Rod Woodson (1989)
	930	Larry Anderson (1978)
	880	Rod Woodson (1991)
	850	Rod Woodson (1988)
	825	Larry Anderson (1981)

764	Rod Woodson (1990)
758	Henry Odom (1983)
732	Larry Anderson (1979)

Most Touchdowns Kickoff Returns

Career	3	Lynn Chandnois (1950-56)
Season	2	Lynn Chandnois (1952)
Game	1	Held by many, last time by Dwight Stone (92 yards, 12-4-88 vs. Houston)

Highest Average Kickoff Returns

Career	29.6	Lynn Chandnois (1950-56)
	26.7	Gary Ballman (1963-66)
	25.8	Mel Blount (1970-78)
	23.8	Brady Keys (1961-67)
	23.5	Larry Anderson (1978-80)
Season	35.2	Lynn Chandnois (1952)
	32.5	Lynn Chandnois (1951)
	29.7	Mel Blount (1970)

Longest Kickoff Returns

101½	Don McCall (11-23-69 vs. Minnesota)
96½	Billy Wells (10-13-57 vs. Chicago Cards)
95½	Larry Anderson (10-2-78 vs. Clev.)
94½	Mike Collier (10-26-75 vs. Green Bay)

INTERCEPTIONS

Most Interceptions

Career	57	Mel Blount (1970-83)
	52	Jack Butler (1951-59)
	51	Donnie Shell (1974-87)
	37	Dwayne Woodruff (1979-85, 87-90)
	36	Mike Wagner (1971-80)
	32	Jack Ham (1971-82)
	28	Jack Lambert (1974-84)
	25	Glen Edwards (1971-77)
	25	Howard Hartley (1949-52)
	23	Clendon Thomas (1962-68)
Season	11	Mel Blount (1975)
	10	Jack Butler (1957)
	10	Howard Hartley (1951)
	10	Bill Dudley (1946)
Game	4	Jack Butler (12-13-53 vs. Washington)

Most Yards Interceptions Returned

Career	827	Jack Butler (1951-59)
	736	Mel Blount (1970-83)
	689	Dwayne Woodruff (1979-85, 87-90)
	652	Glen Edwards (1971-77)
	491	Mike Wagner (1971-80)
	450	Donnie Shell (1974-87)
Season	242	Bill Dudley (1946)
	186	Glen Edwards (1973)
	179	Tony Compagno (1948)
	168	Jack Butler (1952)
	153	Glen Edwards (1974)

Most Touchdowns on Interceptions

Career	4	Jack Butler (1951-59)
	3	Dwayne Woodruff (1979-85, 87-90)
	3	Tony Compagno (1946-48)
Season	2	Jack Butler (1954)
	2	Tony Compagno (1947)
	2	Sam Washington (1984)
Game	1	Held by many, most recently by Larry Griffin (9-13-92 vs. New York Jets)

Longest Interception Returns

99½	Martin Kottler (9-27-33 vs. Chicago Cardinals)
86½	Glen Edwards (9-30-73 vs. Houston)
82½	Tony Compagno (11-7-48 vs. Green Bay)

Most Consecutive Games Intercepting a Pass

6	Mel Blount (1975)
---	-------------------

QUARTERBACK SACKS

Most Quarterback Sacks

Career	73.5	L.C. Greenwood (1969-81)
	66.0	Joe Greene (1969-81)
	59.0	Keith Willis (1982-87, 89-91)

STEELERS ALL-TIME DRAFTS

1993 — 23rd overall

(4 offensive, 6 defensive)

1. Figures, Deon (CB), Colorado. 2. Brown, Chad (LB), Colorado (choice from Indianapolis). 3. Hastings, Andre (WR), Georgia. 4. Henry, Kevin (DE), Mississippi State. 5-a. Palelei, Lonnie (G), Nevada-Las Vegas. 5-b. Woodard, Marc (LB), Mississippi State (choice from Dallas). 6. Williams, Willie (CB), Western Carolina. 7-a. Zgonina, Jeff (DT), Purdue (choice from Washington). 7-b. Keith, Craig (TE), Lenoir-Rhyne. 8. Van Pelt, Alex (QB), Pittsburgh.

1992 — 11th overall

(8 offensive, 6 defensive)

1. Searcy, Leon (OT), Miami. 2. Kirkland, Levon (LB), Clemson. 3. Steed, Joel (NT), Colorado. 4. Davenport, Charles (WR), North Carolina State. 5. Haller, Alan (CB), Michigan State. 6. Choice traded to San Francisco. 7-a. Campbell, Russ (TE), Kansas State. 7-b. Graham, Scottie (FB), Ohio State (choice from San Francisco). 8-a. Perry, Darren (S), Penn State (choice from Green Bay through San Francisco). 8-b. Ismail, Hesham (G), Florida. 8-c. Williams, Nate (DL), Mississippi State (choice from San Francisco). 9. Webster, Elnardo (LB), Rutgers. 10. Saunders, Mike (RB), Iowa. 11. Gammon, Kendall (G/C), Pittsburg State. 12. Benton, Cornelius (QB), Connecticut.

1991 — 15th overall

(7 offensive, 5 defensive)

1. Richardson, Huey (LB), Florida. 2. Graham, Jeff (WR), Ohio State. 3. Mills, Ernie (WR), Florida. 4-a. Walker, Sammy (CB), Texas Tech (choice from Denver through New England). 4-b. Cooper, Adrian (TE), Oklahoma (choice from Washington). 5. Choice to New England. 6. Thompson, Leroy (RB), Penn State. 7. Jones, Andre (LB), Notre Dame. 8. Dingman, Dean (G), Michigan. 9. McGonnigal, Bruce (TE), Virginia. 10. Solomon, Ariel (OT), Colorado. 11. Thomas, Efrum (DB), Alabama. 12. Brady, Jeff (LB), Kentucky.

1990 — 21st overall

(7 offensive, 6 defensive)

1. Green, Eric (TE), Liberty (choice from Minnesota through Dallas in addition to San Francisco's third-round choice through Dallas). 2. Davidson, Kenny (DE), Louisiana State. 3-a. O'Donnell, Neil (QB), Maryland. 3-b. Veasey, Craig (DT), Houston (choice from San Francisco through Dallas). 4. Calloway, Chris (WR), Michigan. 5. Foster, Barry (FB), Arkansas. 6. Heard, Ron (WR), Bowling Green. 7. Grayson, Dan (LB), Washington State. 8. Dunbar, Karl (DT), Louisiana State. 9. Jones, Gary (S), Texas A&M. 10. Miles, Eddie (LB), Minnesota. 11. Strzelczyk, Justin (OT), Maine. 12. Bell, Richard (RB), Nebraska.

1989 — 7th overall

(5 offensive, 8 defensive)

1-a. Worley, Tim (RB), Georgia. 1-b. Ricketts, Tom (OT), Pittsburgh (choice from Minnesota). 2. Lake, Cornell (SS), UCLA. 3. Hill, Derek (WR), Arizona. 4. Williams, Jerrol (LB), Purdue. 5. Arnold, David (DB), Michigan. 6. Stock, Mark (WR), Virginia Military Institute. 7. Johnson, David (CB), Kentucky. 8. Asbeck, Chris (NT), Cincinnati. 9. Jenkins, A.J. (DE), Cal State Fullerton. 10. Olsavsky, Jerry (LB), Pittsburgh. 11. Slater, Brian (WR), Washington. 12. Haselrig, Carlton (NT), Pittsburgh-Johnstown.

1988 — 18th overall

(7 offensive, 6 defensive)

1. Jones, Aaron (DE), Eastern Kentucky. 2. Dawson, Dermontti (C/G), Kentucky. 3. Lanza, Chuck (C), Notre Dame. 4. Choice to Kansas City. 5-a. Jordan, Darin (LB), Northeastern (choice from Phoenix). 5-b. Reese, Jerry (DL), Kentucky. 6. Williams, Warren (RB), Miami (Fla.). 7. Zeno, Marc (WR), Tulane. 8-a. Nichols, Mark (DT), Michigan State. 8-b. Hinnant, Mike (TE), Temple (choice from San Diego). 9. Lockbaum, Gordie (RB), Holy Cross. 10-a. Jackson, John (OT), Eastern Kentucky (choice from Tampa Bay). 10-b. Choice to Denver. 11. Dawson, Bobby (SS), Illinois. 12. Earle, James (LB), Clemson.

1987 — 10th overall

(6 offensive, 7 defensive)

1. Woodson, Rod (CB), Purdue. 2. Hall, Delton (CB), Clemson. 3. Lockett, Charles (WR), Cal State — Long Beach. 4. Everett, Thomas (FS), Baylor. 5. Nickerson, Hardy (LB), California. 6-a. Johnson, Tim (DE), Penn State (Choice from Tampa Bay). 6-b. Lloyd, Greg (LB), Fort Valley State. 7. Kelley, Chris (TE), Akron. 8. Buchanan, Charles (DE), Tennessee State. 9. Clinkscales, Joey (WR), Tennessee. 10. Hoge, Merrill (RB), Idaho State. 11. Oswald, Paul (C), Kansas. 12. Young, Theo (TE), Arkansas.

1986 — 9th overall

(6 offensive, 7 defensive)

1. Reinstra, John (G), Temple. 2. Williams, Gerald (DT/NT), Auburn. 3. Brister, Walter "Bubby", (QB), Northeast Louisiana. 4. Callahan, Bill (S), Pittsburgh. 5-a. Tucker, Erroll (CB/KR), Utah. 5-b. Jones, Brent (TE), Santa Clara (Choice from Los Angeles Raiders). 6. Bryant, Domingo (DB), Texas A&M. 7. Carter, Rodney (RB), Purdue. 8. Boso, Cap (TE), Illinois. 9. Henton, Anthony (LB), Troy State. 10. Seitz, Warren (WR/RB), Missouri. 11. Station, Larry (LB), Iowa. 12. Williams, Mike (LB), Tulsa.

1985 — 20th overall

(4 offensive, 8 defensive, 1 kicker)

1. Sims, Darryl (DE), Wisconsin. 2. Behning, Mark (OT), Nebraska. 3. Hobley, Liffort (S), Louisiana State. 4. Turk, Dan (C), Wisconsin. 5. Jacobs, Cam (LB), Kentucky. 6. Carr, Gregg (LB), Auburn. 7. Andrews, Alan (TE), Rutgers. 8. Newsome, Harry (P), Wake Forest. 9-a. Small, Fred (LB), Washington. 9-b. Harnis, Andre (CB), Minnesota (Choice from New England). 10. White, Oliver (TE), Kentucky. 11. Malichak, Terry (S), Missouri. 12. Sanchez, Jeff (S), Georgia.

1984 — 23rd overall

(10 offensive, 2 defensive)

1. Lipps, Louis (WR), Southern Mississippi. 2. Kolodziejewski, Chris (TE), Wyoming. 3. Choice to Miami. 4-a. Thompson, Weegie (WR), Florida State. 4-b. Long, Terry (G), East Carolina (Choice from Washington). 5. Hughes, Van (DT), Southwest Texas State. 6. Brown, Chris (DB), Notre Dame. 7. Campbell, Scott (QB), Purdue. 8. Rasmussen, Randy (C/G), Minnesota. 9. Erenberg, Rich (RB), Colgate. 10. McJunkin, Kirk (G-OT), Texas. 11. Veals, Elton (RB), Tulane. 12. Gillespie, Fernandars (RB), William Jewell.

1983 — 21st overall

(9 offensive, 5 defensive)

1. Rivera, Gabriel (NT-DE), Texas Tech. 2. Capers, Wayne (WR), Kansas. 3. Seabaugh, Todd (LB), San Diego State. 4. Metcalf, Isaac (S), Baylor. 5-a. Skansi, Paul (WR), Washington. 5-b. Garrity, Gregg (WR), Penn State (Choice from Washington). 6. Williams, Eric (S), North Carolina State. 7. Kirchner, Mark (G), Baylor. 8-a. Odom, Henry (RB), South Carolina State (Choice from Denver). 8-b. Dunaway, Craig (TE), Michigan. 9. Wingle, Blake (G), UCLA. 10. Straughter, Roosevelt (S), Northeast Louisiana. 11. Raugh, Mark (TE), West Virginia. 12. Wiley, Roger (RB), Sam Houston State.

1982 — 12th overall

(6 offensive, 7 defensive, 1 kicker)

1. Abercrombie, Walter (RB), Baylor. 2. Meyer, John (QT), Arizona State. 3. Merriweather, Mike (LB), Pacific. 4. Woods, Rick (S), Boise State. 5. Dallafior, Ken (OT), Minnesota. 6-a. Perko, Mike (DT), Utah State. 6-b. Bingham, Craig (LB), Syracuse (Choice from New Orleans). 7-a. Nelson, Edmund (DT), Auburn (Choice from Washington). 7-b. Boures, Emil (C), Pittsburgh. 8. Goodson, John (P), Texas. 9. Hirn, Mike (TE), Central Michigan. 10. Sunseri, Sal (LB), Pittsburgh. 11. Abdul-Saboor, Mikal (G), Morgan State. 12. Hughes, Al (DE), Western Michigan.

1981 — 17th overall

(6 offensive, 5 defensive)

1. Gary, Keith (DE), Oklahoma. 2. Washington, Anthony (CB), Fresno State. 3. Donnalley, Rick (C-G), North Carolina. 4. Martin, Robbie (WR-KR), Cal Poly-San Luis Obispo. 5. Martin, Rick (WR), New Mexico. 6. Hinkle, Bryan (LB), Oregon. 7. Little, David (LB), Florida. 8. Wilson, Frank (RB-TE), Rice. 9. Hunter, James (TE-QT), Southern California. 10. Mayock, Mike (S), Boston College. 11. Trocano, Rick (QB), Pittsburgh. 12. Sent to San Francisco as compensation in Willie Fry trade.

1980 — 28th overall

(10 offensive, 5 defensive)

1. Malone, Mark (QB), Arizona State. 2-a. Konrs, Bob (LB), Arizona State (choice from N.Y. Giants). 2-b. Goodman, John (DE), Oklahoma. 3. Sydnor, Ray (TE), Wisconsin. 4. Hurley, Bill (QB), Syracuse. 5. Wolley, Craig (G), Syracuse. 6. Ikin, Tunch (C), Indiana State. 7. Johnson, Nate (WR), Hillsdale (Michigan). 8. Walton, Ted (CB), Connecticut. 9. McCall, Ron (WR), Arkansas at Pine Bluff. 10-a. Wilson, Woodrow (CB), North Carolina State (Choice from San Francisco). 10-b. Fritz, Ken (G), Ohio State. 11. Pollard, Frank (RB), Baylor. 12-a. Vacklavik, Charles (DB), Texas (Choice from San Francisco). 12-b. McGriff, Tyrone (G), Florida A & M.

1979 — 28th overall

(8 offensive, 6 defensive, 1 kicker)

1. Hawthorne, Greg (RB), Baylor. 2. Valentine, Zack (LB), East Carolina. 3. None. 4-a. Davis, Russell (RB), Michigan (choice from Detroit). 4-b. Sweeney, Calvin (WR), Southern California. 5. Board, Dwaine (DE), North Carolina A & T. 6-a. Murrell, Bill (TE), Winston-Salem (choice from San Diego). 6-b. Woodruff, Dwayne (CB), Louisville (choice from New England). 6-c. Bahr, Matt (PK), Penn State. 7. Kimball, Bruce (G), Massachusetts. 8. Graves, Tom (LB), Michigan State. 9. Kirk, Rick (DE), Denison. 10. Thompson, Tod (TE), Bingham Young. 11. Moore, Charlie (C), Wichita State. 12-a. Smith, Ed (LB), Vanderbilt (choice from Philadelphia). 12-b. Almond, Mike (WR), Northwestern Louisiana.

1978 — 22nd overall

(6 offensive, 6 defensive, 2 kickers)

1. Johnson, Ron (CB), Eastern Michigan. 2. Fry, Willie (DE), Notre Dame. 3. Colquitt, Craig (P.), Tennessee. 4. Anderson, Larry (CB), Louisiana Tech. 5. Choice traded to Green Bay for Dave Poretsky. 6. Reutershan, Randy (WR), Pittsburgh. 7. Dufresne, Mark (TE), Nebraska. 8-a. Moser, Rick (RB), Rhode Island (choice from St. Louis for Marv Kellum). 8-b. Keys, Andre (WR), California Poly. 9. Reynolds, Lance (QT), Bingham Young. 10-a. Becker, Doug (LB), Notre Dame. 10-b. Jurich, Tom (PK), Northern Arizona (choice from Tampa Bay for Ernie Holmes). 11-a. Terry, Nat (CB), Florida State (choice from Tampa Bay for Ernie Holmes). 11-b. Brzoza, Tom (C), Pittsburgh. 12. Carr, Brad (LB), Maryland.

1977 — 21st overall

(10 offensive, 8 defensive)

1. Cole, Robin (LB), New Mexico. 2. Thornton, Sidney (RB), Northwestern Louisiana. 3-a. Beasley, Tom (DT), Virginia Tech (choice from New York Jets). 3-b. Smith, Jim (WR), Michigan. 4-a. Petersen, Ted (C), Eastern Illinois (choice from Green Bay). 4-b. Smith, Laverne (RB), Kansas (choice from Chicago). 4-c. Audick, Dan (G), Hawaii. 5-a. Stoudt, Cliff (QB), Youngstown State (choice from Kansas City). 5-b. Courson, Steve (G), South Carolina (choice from Detroit). 5-c. Winston, Dennis (LB), Arkansas. 6. Harris, Paul (LB), Alabama. 7. Frisch, Randy (DT), Missouri. 8. August, Phil (WR), Miami (Fla.). 9. Kelly, Roosevelt (TE), Eastern Kentucky. 10-a. Cowan, Alvin (DB), Florida (choice from Buffalo). 10-b. LaCrosse, Dave (LB), Wake Forest. 11. West, Lou (DB), Cincinnati. 12. Stephens, Jimmy (TE), Florida.

1976 — 28th overall

(12 offensive, 10 defensive)

1. Cunningham, Bennie (TE), Clemson. 2-a. Pinney, Ray (C), Washington (choice from Chicago). 2-b. Kruczek, Mike (QB), Boston College (choice from Baltimore). 2-c. Files, James (G-C), McNeese State. 3-a. Coder, Ron (DT), Penn State (choice from Green Bay). 3-b. Pough, Ernest (WR), Texas Southern. 4-a. Monds, Wonder (S), Nebraska (choice from Baltimore). 4-b. Bell, Theo (WR), Arizona. 5. Norton, Rodney (LB), Rice. 6-a. Dunn, Gary (DT), Miami (Fla.), (choice from St. Louis). 6-b. Deloplane, Jack (RB), Salem (W. Va.). 7. Burton, Barry (TE), Vanderbilt. 8. McAleney, Ed (DE), Massachusetts. 9. Gaines, Wentford (CB), Cincinnati. 10. Campbell, Gary (LB), Colorado. 11. Fuchs, Rolland (RB), Arkansas. 12. Carroll, Bill (WR), East Texas State. 13. Kain, Larry (LB), Ohio State. 14. Fields, Wayne (DB), Florida. 15. Davis, Mel (DE), North Texas State. 16. Butts, Randy (RB), Kearney State. 17. Kirk, Kelvin (WR), Dayton.

1975 — 26th overall

(12 offensive, 9 defensive)

1. Brown, Dave (DB), Michigan. 2. Barber, Bob (DE), Grambling. 3. White, Walter (TE), Maryland. 4. Evans, Harold (LB), Houston. 5. Sexton, Brent (DB), Elon. 6. Crenshaw, Marvin (OT), Nebraska. 7. Mattingly, Wayne (OT), Colorado. 8. Kropp, Tom (LB), Kearney St. (Choice from Kansas City). 8-a. Humphrey, Al (DE), Tulsa. 9. Clark, Eugene (G), UCLA (choice from New England). 9-a. Reimer, Bruce (RB), No. Dakota St. 10. Heyer, Kirk (DT), Kearney St. (choice from New England). 10-a. Gray, Archie (WR), Wyoming. 11. Little, Randy (TE), W. Liberty St. (W. Va.). 12. Murphy, Greg (DE), Penn St. 13. Gaddis, Robert (WR), Mississippi Valley. 14. Collier, Mike (RB), Morgan St. 15. Thatcher, Jim (WR), Langston (choice from Kansas City). 15-a. Smith, Marty (DT), Louisville. 16. Bassler, Miller (TE), Houston. 17. Hegener, Stan (G), Nebraska.

1974 — 21st overall

(10 offensive, 11 defensive)

1. Swann, Lynn (WR), So. California. 2. Lambert, Jack (LB), Kent St. 3. Choice to Oakland. 4-a. Stallworth, John (WR), Alabama A. & M. (choice from New England). 4-b. Allen, Jim (DB), UCLA. 5. Webster, Mike (C), Wisconsin. 6-a. Wolf, James (DE), Prairie View (choice from Denver). 6-b. Druschel, Rick (OT), No. Carolina St. 7-a. Sitterle, Allen (OT), No. Carolina St. (choice from New England). 7-b. Garske, Scott (TE), Eastern Washington St. 8. Gefert, Mark (LB), Purdue. 9-a. Reamon, Tom (RB), Missouri (choice from Denver). 9-b. Davis, Charlie (DT), Texas Christian. 10-a. Kregel, Jim (G), Ohio St. (choice from New England). 10-b. Atkinson, Dave (DB), Brigham Young. 11. Morton, Dickey (RB), Arkansas. 12. Lickiss, Hugh (LB), Simpson (Iowa). 13. Kolch, Frank (QB), Eastern Michigan. 14. Henley, Bruce (DB), Rice. 15. Hunt, Larry (DT), Iowa St. 16. Morgan, Octavus (LB), Illinois. 17. Moore, Larry (DE), Angelo St. (Tex.).

1973 — 24th overall

(7 offensive, 13 defensive)

1. Thomas, James (DB), Florida St. 2. Phares, Ken (DB), Mississippi St. 3. Bernhardt, Roger (G), Kansas. 4. Clark, Gail (LB), Michigan St. 5. Reavis, David (DE), Arkansas (choice from New Orleans). 5-a. Clark, Larry (LB), No. Illinois. 6-a. Bell, Ron (RB), Illinois St. (Choice from Denver). 6-b. Scolnik, Glen (WR), Indiana. 7. Dorsey, Nate (DE), Mississippi Valley. 8-b. Toews, Loren (LB), California (choice from Denver). 8-b. Janssen, Bill (OT), Nebraska. 9. Bonham, Bracy (G), No. Carolina Central. 10. Wunderly, Don (DT), Arkansas. 11. White, Bob (DB), Arizona. 12. Lee,

Willie (RB), Indiana St. 13. Fergerson, Rick (WR), Kansas St. 14. Cowan, Roger (DT), Stanford. 15. Cross, Charles (DB), Iowa. 16. Nardi, Glen (DT), Navy. 17. Shannon, Mike (DT), Oregon St.

1972 — 13th overall

(11 offensive, 8 defensive)

1. Harris, Franco (RB), Penn State. 2. Gravelle, Gordon (OT), Brigham Young. 3. McMakin, John (TE), Clemson. 4. Brinkley, Lorenzo (DB), Missouri (choice from NY Giants). 4-a. Bradley, Ed (LB), Wake Forest. 5. Furness, Steve (DE), Rhode Island. 6. Meyer, Dennis (DB), Arkansas. 7. Colquitt, Joe (DE), Kansas St. (choice from NY Giants). 8. Vincent, Stahl (RB), Rice. 9. Kelley, Don (DB), Clemson. 10. Brown, Bob (DT), Tampa. 11. Gilliam, Joe (QB), Tennessee St. 12. Curl, Ron (OT), Michigan St. 13. Messmer, Ernie (DT), Villanova. 14. Durrance, Tom (RB), Florida. 15. Hulecki, John (G), Massachusetts (choice from Houston). 15-a. Harrington, Charles (G), Wichita. 16. Hawkins, Nate (WR), Nevada-Las Vegas. 17. Linehan, Ron (LB), Idaho.

1971 — 8th overall

(11 offensive, 10 defensive, 1 kicker)

1. Lewis, Frank (WR), Grambling. 2. Harn, Jack (LB), Penn St. 3. Davis, Steve (RB), Delaware St. 4. Mullins, Gerry (G), So. California. 4-a. White, Dwight (DE), E. Texas St. (choice from Baltimore). 5. Brown, Larry (TE), Kansas (choice from New Orleans). 5-a. Holmes, Melvin (OT), No. Car. A&T. 5-b. Anderson, Ralph (DB), W. Texas St. (choice from Miami). 5-c. Brister, Fred (LB), Mississippi (choice from Minnesota). 6. Hanneman, Craig (G), Oregon St. 7. McClure, Worthy (OT-G), Mississippi. 8. Crowe, Larry (RB), Texas Southern (choice from New Orleans). 8-a. Rogers, Paul (K), Nebraska. 8-b. Holmes, Ernie (DT), Texas Southern (choice from Miami). 9. Anderson, Mike (LB), Louisiana St. 10. O'Shea, Jim (LB), Boston College. 11. Wagner, Mike (DB), Western Illinois. 12. (Choice to Baltimore). 13. Young, Alfred (WR), So. Car. St. 14. Evans, McKinney (DB), New Mex. Highlands. 15. Makin, Ray (G), Kentucky. 16. Huntley, Walter (DB), Trinity (Tex.). 17. Ehle, Dan (RB), Howard Payne.

1970 — 1st overall

(12 offensive, 7 defensive)

1. Bradshaw, Terry (QB), Louisiana Tech. 2. Shanklin, Ron (WR), North Texas St. 3. Blount, Mel (DB), Southern. 4. George, Ed (OT), Wake Forest. 4-a. Evenson, Jim (RB), Oregon (choice from New York Giants). 5. Staggers, Jon (WR), Missouri. 6. Barrera, Manuel (LB), Kansas State. 6-a. Kegler, Clarence (OT), So. Carolina St. 7. Griffin, Danny (RB), Texas-Arlington. 8. Smith, Dave (WR), Indiana (Pa.). 9. Crennel, Carl (LB), West Virginia. 10. Brown, Isiah (DB), Stanford. 11. Hunt, Calvin (C), Baylor. 12. Sharp, Rick (OT), Washington. 13. Main, Billy (RB), Oregon St. 14. Askson, Burt (LB), Texas Southern. 15. Keppy, Glen (DT), Platteville (Wis.). 16. Yanosky, Frank (DT), Tennessee. 17. Key, Harry (TE), Mississippi Valley.

1969 — 4th overall

(9 offensive, 7 defensive, 1 kicker)

1. Greene, Joe (DT), No. Texas St. 2. Hanratty, Terry (QB), Notre Dame. 2-a. Bankston, Warren (RB), Tulane (choice from San Francisco). 3. Kolb, Jon (C), Oklahoma St. 4. Campbell, Bob (RB), Penn St. 5. Choice to St. Louis. 6. Choice to Green Bay. 7. Beatty, Charles (DB), No. Texas St. 7-a. Brown, Chadwick (OT), E. Texas St. 8. Cooper, Joe (WR), Tennessee St. 9. Sodaski, John (DB), Villanova. 10. Greenwood, L.C. (DE), Arkansas AM & N. 11. Washington, Clarence (DT), Arkansas AM & N. 12. Fisher, Doug (LB), San Diego St. 13. Lynch, John (LB), Drake. 14. Houmard, Bob (RB), Ohio U. 15. Liberto, Ken (WR), Louisiana Tech. 16. Mosley, Dock (WR), Alcorn A & M. 17. Eppright, Bill (K), Kent St.

1968

1. Taylor, Mike (OT), So. California. 2. Ruple, Ernie (OT), Arkansas. 3. Choice to Cleveland. 3-a. Henderson, Jon (WR), Colorado St. (choice from Minnesota). 3-b. Herbert, Ken (K), Houston (choice from Los Angeles). 4. Choice to Green Bay. 5. Choice to Green Bay. 6. Choice to Atlanta. 7. Dalton, Doug (RB), New Mexico St. 7-a. Glennon, Bill (DT), Washington (choice from Los Angeles). 8. Holman, Danny (QB), San Jose St. 9. Knight, John (DE), Weber St. 10. Choice to Cleveland. 11. King, Kim (RB), Georgia Tech. 12. Wheeler, Sam (LB), Wisconsin. 13. Roundy, Joe (G), Puget Sound. 14. Harris, Lou (DB), Kent St. 15. Lanning, Bob (DE), No. Montana. 16. Bleier, Rocky (RB), Notre Dame. 17. Cole, Bob (LB), So. Carolina.

1967

1. Choice to Green Bay. 2. Shy, Don (RB), San Diego St. 3. Choice to San Francisco. 3-a. Freitas, Rockne (C), Oregon (choice from Philadelphia). 4. May, Ray (LB), So. California. 5. Choice to Green Bay. 6. Choice to Atlanta. 6-a. Haggerty, Mikey (OT), Miami (Fla.). 7. Choice to Washington. 8. Barnes, Mike (OT), Purdue. 8-a. Foruria, John (QB), Idaho (choice from Minnesota). 9. Otis, Paul (DT), Houston. 10. Wilsey, Bill (LB), Fresno St. 11. Whitcomb, Jim (WR), Emporia St. (Kan.). 12. Choice to Baltimore. 13. Horn, Jim (G), So. California. 14. Anderson, Chet (TE), Minnesota. 15. Love, Mike (RB), Abilene Christian. 16. Smith, Bill (C), Oregon. 17. Davenport, Mike (RB), Wyoming.

1966

1. Leftridge, Dick (RB), West Virginia. 2. Gagner, Larry (G), Florida. 3. Killorin, Pat (C), Syracuse. 4. Choice to Chicago. 5. Choice to Detroit. 6. Choice to Minnesota. 7. Boozer, Emerson (RB), Maryland St. 8. Choice to New York. 9. Stewart, Dale (WR), Pittsburgh. 10. Marion, Jerry (RB), Wyoming. 11. Washington, Charley (RB), Grambling. 12. Choice to Dallas. 13. Dial, Benjy (QB), Eastern New Mexico. 14. Novogratz, Joe (LB), Pittsburgh. 15. Dobson, Joe (OT), Idaho. 16. Long, Jim (WR), Purdue. 17. Brundage, Mike (QB), Oregon. 18. Lucas, Kenny (QB), Pittsburgh. 19. Neilson, Dave (QB), Albion. 20. Springer, Ron (OT), Albion.

1965

1. Choice to Chicago. 2. Jefferson, Roy (WR), Utah. 3. Choice to New York. 4. Choice to Detroit. 5. Choice to Green Bay. 6. Choice to Green Bay. 7. Browning, Charlie (RB), Washington. 8. Howley, Bill (E), Pittsburgh. 9. Neville, Tom (T), Mississippi St. 10. Tobey, Dave (C), Oregon. 11. Molden, Frank (T), Jackson St. 12. Lotquist, Craig (B), Minnesota. 13. Wilburn, J. R. (B), South Carolina. 14. Butler, Jim (B), Edward Waters. 15. Carrell, John (T), Texas Tech. 16. Dusenbury, Doug (K), Kansas St. 17. Canale, Whit (B), Tennessee. 18. Howard, Bob (B), Stanford. 19. Price, Lonnie (B), Southwestern Louisiana. 20. Fertig, Craig (QB), So. Carolina.

1964

1. Martha, Paul (B), Pittsburgh. 2. Choice to Chicago. 2-a. Kelly, Jim (E), Notre Dame (choice from Chicago). 3. Baker, Ralph (LB), Penn State. 4. McGee, Ben (T), Jackson St. 5. Alley, T. W. (T), William & Mary. 6. Gibson, Tom (G), So. Carolina. 7. Smith, Bobby (B), No. Texas St. 8. Currington, Bob (B), No. Carolina College. 9. Nichols, Bob (T), Stanford. 10. Choice to Cleveland. 11. Solsau, Bob (G), William & Mary. 12. Sherman, Bob (B), Iowa. 13. Baker, Glenn (T), Washington St. 14. Jenkins, Tom (G), Ohio St. 15. Brown, Barry (E), Florida. 16. Kessler, Ed (B), No. Carolina. 17. Shaw, Dennis (C), Detroit. 18. Dobbins, Oliver (B), Morgan St. 19. Marshall, Don (T), Lehigh. 20. Generalovich, Brian (E), Pittsburgh.

1963

1. Choice to Chicago. 2. Choice to Baltimore. 3. Choice to Green Bay. 4. Choice to Chicago. 5. Choice to Los Angeles. 6. Choice to Chicago. 7. Choice to Green Bay. 8. Atkinson, Frank (T), Stanford. 9. Carrington, Gene (T), Boston College. 10. Nelsen, Bill (QB), So. California. 11.

Dixson, Hewitt (B), Florida A & M. 12. Curry, Roy (B), Jackson St. 13. Gray, Hal (LB), Los Angeles St. 14. Dickerson, Bob (E), Bethune-Cookman. 15. Szykowny, Matt (QB), Iowa. 16. Russell, Andy (LB), Missouri. 17. Stein, Tim (C), Miami (Ohio). 18. Bradshaw, Jim (B), Chattanooga. 19. Berg, Roger (T), St. Thomas (Minn.). 20. Traficant, Jim (QB), Pittsburgh.

1962

1. Ferguson, Bob (B), Ohio St. 2. Choice to Chicago. 3. Choice to Los Angeles. 4. Choice to Detroit. 5. Choice to Baltimore. 6. Choice to San Francisco. 7. Collins, Jack (B), Texas. 8. Ballman, Gary (B), Michigan St. 9. Powers, John (E), Notre Dame. 10. Vignali, Larry (G), Pitt. 11. Willis, Bob (E), California. 12. Mudie, Sam (QB), Rutgers. 13. Woodward, Dave (T), Auburn. 14. Whitaker, Jim (E), Nevada. 15. Hatch, Vern (E), No. Carolina College. 16. Ply, Bobby (QB), Baylor. 17. Tucker, Nat (B), Florida A & M. 18. Yarbrough, Darrell (T), Northwest Louisiana St. 19. Kuprok, John (E), Pittsburgh. 20. Knight, John (B), Valparaiso.

1961

1. Choice to San Francisco. 2. Pottios, Myron (LB), Notre Dame. 3. Choice to Detroit. 4. Choice to San Francisco. 5. Choice to Baltimore. 6. Choice to Los Angeles. 7. Hoak, Dick (B), Penn St. 8. Balthazar, George (T), Tennessee A & I. 9. Choice to San Francisco. 10. Mack, Bill (B), Notre Dame. 11. Clements, Skip (B), No. Carolina. 12. Jackunas, Frank (T), Detroit. 13. Choice to San Francisco. 14. Schmitz, Bob (LB), Montana St. 15. McConn, Ray (B), West Texas St. 16. Scott, Wilbert (B), Indiana. 17. Nofsinger, Terry (QB), Utah. 18. Simko, John (E), Augustana (S.D.). 19. Wyatt, Bernie (B), Iowa. 20. Jones, Mike (B), San Jose St.

1960

1. Spikes, Jack (B), TCU. 2. Choice to Cleveland. 3. Choice to Los Angeles. 4. Choice to Detroit. 5. Choice to St. Louis. 6. Choice to Los Angeles. 7. Dennis, Lonnie (G), Brigham Young. 8. Lanphear, Dan (G), Wisconsin. 9. Harris, Marshall (B), TCU. 10. Kapele, John (T), Brigham Young. 11. Choice to San Francisco. 12. Butler, Earl (T), No. Carolina. 13. Womack, Joe (B), Los Angeles St. 14. Keys, Brady (B), Colorado St. 15. Essenmacher, Larry (T), Alma. 16. Ames, Dave (B), Richmond. 17. Chamberlain, Dale (B), Miami (Ohio). 18. Lee, Charley (T), Iowa. 19. Turley, Howard (E), Louisville. 20. Harsberger, George (T), Wichita.

1959

1. Choice to San Francisco. 2. Choice to Detroit. 3. Choice to Los Angeles. 4. Choice to Los Angeles. 5. Choice to Green Bay. 6. Choice to Detroit. 7. Choice to Washington. 8. Barnett, Tom (B), Purdue. 9. Davis, Hal (G), Houston. 10. Gunnels, Riley (T), Georgia. 11. Curtis, Overton (B), Utah St. 12. Pavliska, Bill (B), Baylor. 13. Bohling, Dewey (B), Hardin-Simmons. 14. Peppercorn, John (E), Kansas. 15. Brodnax, John (B), LSU. 16. Carrico, Bill (G), No. Texas St. 17. Leeka, Bill (T), UCLA. 18. Sentuner, John (T), So. California. 19. Kocourek, Dave (E), Wisconsin. 20. Hayes, Rudy (B), Clemson. 21. Green, Johnny (QB), Chattanooga. 22. Polk, Burley (T), Hardin-Simmons. 23. Davie, Ernye (B), McMurry (Tex.). 24. Farmer, Wayne (T), Purdue. 25. Miller, Ron (E), Vanderbilt. 26. Scott, John (T), Ohio St. 27. Tolar, Charley (B), Northwestern Louisiana. 28. Hall, Ronnie (B), Missouri Valley. 29. Loncar, Dick (T), Notre Dame. 30. Fierstad, Willis (B), Minnesota.

1958

1. Choice to San Francisco. 2. Krutko, Larry (B), West Virginia. 3. Krisher, Bill (G), Oklahoma. 4. Choice to Los Angeles. 5. Choice to Los Angeles. 6. Lasse, Dick (E), Syracuse. 7. Choice to Baltimore. 8. Choice to Detroit. 9. Choice to Detroit. 10. Campbell, Dick (D), Marquette. 11. Aldrich, Larry (E), Idaho. 12. Reed, Leroy (B), Mississippi. 13. Choice to San Francisco. 14. Jennings, Doyle (T), Oklahoma. 15. Sears, Ed (B), Florida. 16. Perkins, John (T), Mississippi Southern. 17. Lewis, Joe (T), Compton JC (Calif.). 18. Choice to Detroit. 19. Keady, Gene (B), Kansas St. 20. Johnson, George (T), Wake Forest. 21. Jones, Everett (E), Utah. 22. Thompson, Bill (E), Duke. 23. Trowbridge, Ken (B), No. Carolina St. 24. Roberts, Norm (E), E. Texas St. 25. Groce, Bill (B), No. Texas St. 26. Evans, Jon (E), Oklahoma A & M. 27. Dellinger, Floyd (B), Texas Tech. 28. Akin, Dean (E), Jacksonville St. (Ala.). 29. Fuquay, Mert (E), Baylor. 30. Scherer, Dick (E), Pittsburgh.

1957

1. Dawson, Lenny (QB), Purdue. 2. Michael, Bill (T), Ohio St. 3. Owens, Don (T), Mississippi Southern. 4. Choice to Washington. 5. Richards, Perry (E), Detroit. 6. Volkert, George (B), Georgia Tech. 7. Johnson, Curley (B), Houston. 8. Choice to Chicago Bears. 9. Hutchings, Charley (T), Miami (Fla.). 10. Jelic, Ralph (B), Pittsburgh. 11. Hughes, Dick (B), Tulsa. 12. Ellison, Vern (G), Oregon St. 13. Underwood, Dwaine (T), Oklahoma A & M. 14. Crawford, Jim (B), Wyoming. 15. Canil, Herman (T), Pittsburgh. 16. Choice to Baltimore. 17. Salvaterra, Corny (B), Pittsburgh. 18. Bigbee, Len (E), E. Texas St. 19. Bennett, Phil (E), Miami (Fla.). 20. Szuhan, John (T), No. Carolina St. 21. Cichowski, Gene (QB), Indiana. 22. Thomas, Aurelius (G), Ohio St. 23. Pollock, Bob (T), Pittsburgh. 24. Francis, Gary (E), Illinois. 25. Hinesley, Jim (E), Michigan St. 26. Swann, Bob (T), Vanderbilt. 27. Konkoly, Bob (B), Xavier. 28. Kolinsky, Frank (T), Tennessee. 29. Ramage, Tom (G), Utah St. 30. Serier, Don (E), Arkansas St.

1956

Bonus Choice: Glick, Gary (B), Colorado St. 1. Davis, Art (B), Mississippi St. 2. Krupa, Joe (T), Purdue. 3. Taylor, Jim (C), Baylor. 4. Murley, Dick (G), Purdue. 5. Murakowski, Bill (B), Purdue. 6. Taylor, Ray (B), TCU. 7. Gaspari, Dick (C), George Washington. 8. Wellman, Vere (G), Wichita. 9. Edmonds, Wayne (G), Notre Dame. 10. Baldacci, Lou (B), Michigan. 11. Choice to Detroit. 12. Tarasovic, Phil (E), Yale. 13. Holley, Weldon (B), Baylor. 14. Emmons, Jim (T), Alabama. 15. Choice to San Francisco. 16. Reed, Lionel (B), Cen. Oklahoma St. 17. Schmidt, Bill (G), Pittsburgh. 18. Stephens, John (B), Holy Cross. 19. Jacobs, Jerry (G), Florida St. 20. Glatz, Fred (E), Pittsburgh. 21. Martell, Gene (T), Notre Dame. 22. DiPasquale, Ray (B), Pittsburgh. 23. Neft, Pete (QB), Pittsburgh. 24. Ingram, Bryan (E), TCU. 25. O'Dell, Bill (B), Clemson. 26. Sweeney, Frank (G), Xavier. 27. Benson, Buddy (B), Arkansas. 28. DeGraaf, Bill (B), Cornell. 29. Thompson, Wes (T), Alabama.

1955

1. Varrichione, Frank (T), Notre Dame. 2. Choice to Los Angeles. 3. Bernet, Ed (E), SMU. 4. Broussard, Fred (C), Texas A & M & Northwestern Louisiana. 5. Mason, George (T), Alabama. 6. Harkey, Lem (B), Emporia. 7. Reeve, Hal (T), Oregon. 8. Choice to Detroit. 9. Unitas, John (QB), Louisville. 10. Boyle, Terry (T), Cincinnati. 11. Eaton, Vic (QB), Missouri. 12. Cooke, Jim (E), Lincoln (Pa.). 13. Whitmer, Bob (B), Purdue. 14. Byrne, John (G), John Carroll. 15. Duckett, Ellis (B), Michigan St. 16. Vincent, Frank (C), Glenville St. (W.Va.). 17. Merchant, Ed (B), Miami (Ohio). 18. Maier, George (G), Marshall. 19. Smith Ed (B), Texas Southern. 20. Matykwicz, Lou (E), Iowa. 21. Phenix, Rees (T), Georgia Tech. 22. McCabe, Richie (B), Pittsburgh. 23. Holz, Gordy (T), Minnesota. 24. Mayock, Mike (E), Villanova. 25. Bull, Charlie (G), Missouri. 26. Soltau, Jim (E), Minnesota. 27. Sanford, D.B., Hofstra. 28. Williams, Dave (G), Ohio St. 29. Sinclair, Bernie (E), Texas A & M. 30. Caruzzi, Jim (B), Marquette.

1954

1. Lattner, John (B), Notre Dame. 2. Stark, Pat (B), Syracuse. 3. Miner, Tom (E), Tulsa. 4. Choice to Los Angeles. 5. Choice to San Francisco. 6. Pepper, Launn (B), Mississippi Southern. 7. O'Brien, Jack (E), Florida. 8. Cameron, Paul (B), UCLA. 9. Zombeck, Joe (E), Pittsburgh. 10. Fisher, Bob (T), Tennessee. 11. Cimarrilli, Lou (B), Pittsburgh. 12. Fritz, Don (E), Cincinnati. 13. Lattimer, Charley (C), Maryland. 14. Bradford, Roger (E), Waynesburg & Duquesne. 15. Drake, Tom (G), Chattanooga. 16. Krol, Cas (T), Detroit. 17. Fulyier, Joe (C), Oregon St. 18. Penza, Don (E), Notre Dame. 19. Rydalch, Don (B), Utah. 20. Prender, Fred (B), W. Chester St. 21. Tassotti, Dan (T), Miami (Fla.). 22. Lapsley, John (G), Northeastern. 23. Pascarella, Joe (T), Penn St. 24. Flanagan, Jack (E), Detroit. 25. Barron, Jim (T), Mississippi St. & Tulsa. 26. Varatis, Joe (B), Penn. 27. Yewcic, Tom (B), Michigan St. 28. Bush, Joe (G), Notre Dame. 29. Fagan, Joe (T), John Carroll. 30. Sweatle, Juel (B), Oklahoma.

1953

1. Marchbroda, Ted (QB), Detroit & St. Bonaventure. 2. John Henry Johnson (B), St. Marys (Cal.) & Arizona St. 3. Matuszak, Marv (LB), Tulsa. 4. Colteryann, Lloyd (E), Maryland. 5. Gao, Bob (T), Wake Forest. 6. Barton, Tom (G), Clemson. 7. Alderton, John (E), Maryland. 8. Perry, Lowell (E), Michigan. 9. Sarnese, Pat (T), Temple. 10. Holohan, Frank (T), Tennessee. 11. Choice to Chicago Bears. 12. Robertson, Jerry (B), Kansas. 13. Davis, Leo (E), Bradley. 14. Montgomery, Charley (T), Mississippi. 15. O'Neill, Bob (E), Notre Dame. 16. Zachary, John (B), Miami (Ohio). 17. Quinn, Reed (B), Florida. 18. Holben, Carl (T), Duke. 19. Williams, John (B), Louisville. 20. Hayley, Wil Lee (E), Auburn. 21. Earley, Don (G), So. Carolina. 22. O'Connor, Ed (T), Maryland. 23. Correll, Ray (G), Kentucky. 24. Schneidenbach, Bob (B), Miami (Fla.). 25. Hampel, Vic (E), Houston. 26. McLaren, Jack (E), Bethune-Cookman. 27. Delaney, Jack (B), Cincinnati. 28. Cimini, Joe (T), Mississippi St. 29. Massaro, Art (B), W & J. 30. Tepe, Lou (C), Duke.

1952

1. Modzelewski, Ed (B), Maryland. 2. Tarasovic, George (C), LSU. 3. Wadiak, Steve (B), So. Carolina. 4. Gearding, Jack (T), Xavier. 5. Choice to Chicago Bears. 6. Choice to Los Angeles. 7. Hipps, Claude (B), Georgia. 8. Choice to Chicago Bears. 9. Payne, Herky (B), Tennessee. 10. Gilmartin, George (B), Xavier. 11. Spinks, Jack (B), Alcorn A & M. 12. McFadden, Marv (T), Michigan St. 13. Flood, Dave (B), Notre Dame. 14. Davis, June (G), Texas. 15. Pivrotto, Dick (B), Princeton. 16. Ladygo, Pete (G), Maryland. 17. Smithwich, Pat (E), St. Norberts. 18. MacDonald, Andy (B), Cen. Michigan. 19. Kerkonan, Gary (QB), Stanford. 20. Simeone, Dan (T), Villanova. 21. Babcock, Harry (E), Georgia. 22. Byrne, Bob (B), Montana St. 23. Pollock, Vic (B), Army. 24. Bestwick, Bob (QB), Pittsburgh. 25. Robinson, Bill (B), Lincoln (Mo.). 26. Wilson, Bobby (B), Alabama. 27. Doyle, Skip (B), Ohio St. 28. Hanigan, Jerry (B), St. Bonaventure. 29. Wanner, Chris (E), Pittsburgh. 30. Kissel, Ed (B), Wake Forest.

1951

1. Avinger, Clarence (B), Alabama. 2. Ortmann, Chuck (B), Michigan. 3. Sulima, George (E), Boston University. 4. French, Barry (T), Purdue. 5. Sampson, Floyd (B), McMurry. 6. Doodril, Dale (C), Colorado A & M. 7. Mathews, Ray (B), Clemson. 8. Minark, Hank (E), Michigan St. 9. Schweder, John (G), Penn. 10. Salata, Paul (E), So. California. 11. McCitcheon, Joe (G), Washington & Lee. 12. Brandt, Jim (B), St. Thomas (Minn.). 13. Szabo, Bill (T), Bucknell. 14. Mizerany, Mike (G), Alabama. 15. Webb, Clay (B), Kentucky. 16. Oberg, Lambert (C), Trinity (Conn.). 17. Ghelmann, Ted (T), William & Mary. 18. Field, Pat (B), Georgia. 19. Pavlikowski, Bill (B), Boston University. 20. Donnelly, Tom (T), Holy Cross. 21. Cheatham, Ernie (T), Loyola (Cal.). 22. Hendley, Dick (B), Clemson. 23. Minor, Joe (E), John Carroll. 24. Alois, Art (C), San Francisco. 25. Calvin, Tommy (B), Alabama. 26. Pearmann, Bill (G), Tennessee. 27. Radcliffe, Bob (B), Wisconsin. 28. Hansen, Howie (B), UCLA. 29. Smith, Fred (E), Tulsa. 30. Gruble, John (E), Tennessee.

1950

1. Chandois, Lynn (B), Michigan St. 2. Stautner, Ernie (T), Boston College. 3. Hughes, George (G), William & Mary. 4. Choice to Chicago Bears. 5. Allen, Lou (T), Duke. 6. Maitson, Ed (B), Trinity (Texas). 7. Smith, Truett (B), Mississippi St. & Wyoming. 8. Rogel, Fran (B), Penn St. 9. Druen, Max (T), Tulane. 10. Choice to Chicago Cards. 11. Williams, Charley (E), Sam Houston St. 12. Choice to Chicago Cards. 13. Norton, Negley (T), Penn St. 14. Kynes, Jim (C), Florida. 15. Russell, Harry (B), San Jose St. 16. Barkouskie, Bernie (G), Pittsburgh. 17. Bodine, Al (B), Georgia. 18. Powell, Kenneth (E), No. Carolina. 19. Gaul, Frank (T), Notre Dame. 20. DeNoia, Mike (B), Scranton. 21. Tomlinson, Dick (G), Kansas. 22. Burak, Stan (B), George Washington. 23. Kersulis, Walt (E), Illinois. 24. Weaver, John (G), Miami (Ohio). 25. Numbers, Bob (C), Lehigh. 26. Vaccaro, Nick (B), Florida. 27. Kreiser, Elmer (E), Bloomsburg St. 28. Diehl, Jerry (B), Idaho. 29. DePasqua, Carl (B), Pittsburgh. 30. Hudak, Ed (T), Notre Dame.

1949

1. Gage, Bobby (B), Clemson. 2. Davis, Harper (B), Mississippi St. 3. Walsh, Bill (C), Notre Dame. 4. Geri, Joe (B), Georgia. 5. Long, Bill (E), Oklahoma A & M. 6. Brightwell, Doug (C), TCU. 7. Tatarico, Bill (B), Penn. 8. Brown, George (G), TCU. 9. Breenan, Tom (T), Boston College. 10. Hood, Bob (E), Alabama. 11. Sanders, Al (C), Mississippi Southern. 12. Finks, Jimmy (B), Tulsa. 13. Walston, R. R. (G), No. Texas St. 14. Moon, Dave (B), SMU. 15. Sobczak, Ed (E), Michigan. 16. Snell, Denward (T), Auburn. 17. Kissell, Veto (B), Holy Cross. 18. Shipman, Clint (T), E. Texas St. 19. McBridge, Jack (E), Rice. 20. Mann, Ben (G), Mississippi. 21. Jackura, Joe (C), Georgia. 22. Johnson, Lloyd (B), W. Texas St. 23. Owens, Jim (E), Oklahoma. 24. Snowden, Ivan (T), Texas A & I. 25. Golf, Bobby (B), Texas A & M.

1948

1. Edwards, Dan (E), Georgia. 2. Nuzum, Jerry (B), New Mexico A & M. 3. Wozniak, John (G), Alabama. 4. Gasparella, Joe (QB), Notre Dame. 5. Long, Bill (B), Penn. 6. Cooper, Jim (C), No. Texas St. 7. Ryan, Ed (E), St. Mary's (Cal.). 8. Deranek, Dick (B), Indiana. 9. Redfield, Paul (T), Colgate. 10. Papach, George (B), Purdue. 11. Finical, Tom (E), Princeton. 12. Lane, Clayton (T), New Hampshire. 13. Mazuca, Dick (G), Canisius. 14. McPeak, Bill (E), Pittsburgh. 15. Mesoline, Frank (B), Scranton. 16. Lane, Tom (T), Muhlenburg. 17. Barbolak, Pete (T), Purdue. 18. Fogler, Fred (B), Duke. 19. Snyder, Charley (T), Marshall. 20. Stevens, Tally (E), Utah. 21. Norman, Dike (C), Washington & Lee. 22. Simmons, Floyd (B), Notre Dame. 23. Hauser, Paul (T), Wichita. 24. Ramsay, Bob (B), SMU. 25. Whitlow, Felton (T), No. Texas St. 26. Bowen, Drinky (B), Georgia Tech. 27. Gibron, Abe (G), Purdue. 28. Hilkene, Bruce (T), Michigan. 29. Zuchowski, Ted (T), Toledo. 30. DeMatteo, Tony (B), Pittsburgh.

1947

1. Bechtol, Hub (E), Texas. 2. Mastrangelo, John (G), Notre Dame. 3. Wydo, Frank (T), Cornell. 4. Aschenbrenner, Frank (B), Northwestern. 5. Meeks, Bryant (C), So. Carolina. 6. Shipkey, Jerry (B), UCLA. 7. Vander Clute, Bert (G), Wesleyan. 8. Gibson, Paul (E), No. Carolina St. 9. Medd, Jack (C), Wesleyan. 10. Fitch, Jack (B), No. Carolina. 11. Parseghian, Ara (B), Miami (Ohio). 12. Moore, Bill (T), Penn St. 13. Brund, Larry (B), Geneva. 14. Jenkins, Ralph (C), Clemson. 15. Nickel, Elbie (E), Cincinnati. 16. Cregar, Bill (C), Holy Cross. 17. Mulready, Jerry (B), No. Dakota St. 18. Smith, Warren (T), Kansas Wesleyan. 19. Hamilton, Fred (T), Vanderbilt. 20. Taylor, Fred (E), TCU. 21. Bushmaier, Binks (B), Vanderbilt. 22. Davis, Paul (B), Otterbein. 23. Kalmi-

nar, Tommy (B). Pitt & Nevada. 24. Mohr, Don (E). Baldwin-Wallace. 25. Young, Art (G). Dartmouth. 26. Sazo, Ralph (T). William & Mary. 27. Pitzer, Dick (E). Army. 28. Stalloni, Tom (T). Delaware. 29. DiFrancesca, Vince (G). Northwestern. 30. Lahr, Warren (B). Western Reserve.

1946

1. Blanchard, Doc (B). Army. 2. Clark, George (B). Duke. 3. Rowe, Harmond (B). Baylor & San Francisco. 4. Tepsic, Joe (B). Penn St. 5. Seiferling, Jack (B). Utah St. 6. Woods, Marion (G). Clemson. 7. Reinhardt, Tom (T). Minnesota. 8. Ponselto, Joe (B). Michigan. 9. Evans, Bob (B). Penn. 10. Bonwell, Mel (B). Central Iowa. 11. Holloway, Doc (G). William & Mary. 12. Owen, Carroll (B). Catawba. 13. Poppin, George (T). New Mexico. 14. McCain, Bob (E). Mississippi. 15. Tallchief, Tom (T). Oklahoma. 16. Perl, Al (B). Youngstown & Georgia. 17. Lopez, Russ (C). West Virginia. 18. Garrison, Charles (G). Wake Forest. 19. Cloud, Bill (T). Temple. 20. Garbinski, Mike (B). Penn St. 21. Loracano, Charley (C). Lafayette. 22. Johnson, George (T). Pittsburgh. 23. Leithaiser, Bill (G). Duke. 24. Adams, Roger (C). Florida. 25. Verkins, Bob (B). Tulsa. 26. Castle Clarence (B). Mississippi. 27. Marino, Marchi (T). Penn State. 28. Hansen, Bob (E). UCLA. 29. Graves, Larry (T). Newberry. 30. Bruce, Gail (E). Washington.

1945

1. Duhart, Paul (B). Florida. 2. Dugger, Jack (E). Ohio St. 3. Dellastatious, Bill (B). Missouri. 4. Adamas, Roger (C). Florida. 5. Mehelich, Chuck (E). Duquesne. 6. Browning, Greg (E). Denver. 7. Wolak, Mike (B). Duquesne. 8. Hughes, Tom (T). Purdue & Missouri. 9. Pense, Leon (B). Arkansas. 10. Brandau, Art (C). Tennessee. 11. Ball, Ray (B). Holy Cross. 12. Basilone, Frank (B). Duquesne. 13. Monahan, John (E). Dartmouth. 14. Odelli, Mel (B). Duquesne. 15. Choice to Chicago Bears. 16. Ungles, Jim (B). Kansas St. 17. Itzel, John (B). Pittsburgh. 18. Wizbicki, Alex (B). Holy Cross. 19. Landrigan, Jim (T). Holy Cross & Dartmouth. 20. Lilienthal, Bill (T). Villanova. 21. Price, Art (B). Rutgers. 22. Malmberg, Don (B). UCLA. 23. Hartwell, Everette (E). Auburn. 24. Cain, Ed (B). Rice. 25. Caracciari, Angelo (B). Pittsburgh. 26. Burns, Ed (B). Boston College. 27. Stough, Glen (T). Duke. 28. Marsh, Jim (T). Oklahoma A & M. 29. Grant, Ralph (B). Bucknell. 30. Kondria, John (T). St. Vincent.

1944

1. Podesto, Johnny (B). St. Mary's Cal. 2. Odell, Bob (B). Penn. 3. Garitt, Bob (E). Duke. 4. McCaffray, Art (T). Santa Clara & College of Pacific. 5. Owen, George (G). Wake Forest. 6. Savage, Dan (B). Brown. 7. Freitas, Jess (B). Santa Clara. 8. Titus, George (C). Holy Cross. 9. Stofko, Ed (B). St. Francis. 10. Jansante, Val (E). Duquesne. 11. Buda, Carl (G). Tulsa. 12. Gray, Sam (E). Tulsa. 13. Longacre, Bob (B). William & Mary. 14. Zetty, Les (E). Muhlenberg. 15. Myers, Jim (G). Tennessee. 16. Gottlieb, Joe (B). Duquesne. 17. Davis, Hugh (B). Michigan St. 18. Sullivan, Bill (E). Villanova. 19. Woodside, Jimmy (C). Temple. 20. Miller, Bill (B). Penn. 21. Lawson, Bob (E). Holy Cross. 22. Caver, Hank (B). Presbyterian. 23. Carter, Paul (T). Michigan St. 24. Holben, Dick (T). Muhlenberg. 25. Tippee, Howard (B). Iowa St. 26. Mamborg, Charley (T). Rice. 27. Ashbaugh, Russ (B). Notre Dame. 28. Petroski, Pat (G). Miami (Fla.). 29. Tosti, Joe (E). Scranton. 30. Seelinger, Len (B). Wisconsin.

1943

1. Daley, Bill (B). Minnesota. 2. Russell, Jack (E). Baylor. 3. Connolly, Harry (B). Boston College. 4. Sossamon, Lou (C). So. Carolina. 5. Ratto, Al (C). St. Mary's (Cal.). 6. Curry, Ray (E). St. Mary's (Cal.). 7. Murphy, Ed (E). Holy Cross. 8. Dwelle, Dick (B). Rice. 9. Wukits, Al (C). Duquesne. 10. Repko, Joe (T). Boston College. 11. Bollrek, Pete (T). No. Carolina St. 12. Shekman, Mort (G). Penn. 13. Crain, Mill (B). Baylor. 14. Kielbasa, Max (B). Duquesne. 15. Skorich, Nick (G). Cincinnati. 16. Field, Jackie (B). Texas. 17. Bucek, Felix (G). Texas A & M. 18. Welsh, Johnny (B). Penn. 19. Compagno, Tony (B). St. Mary's (Cal.). 20. Zapalac, Willie (B). Texas A & M. 21. Bain, George (T). Oregon St. 22. Wynne, Clay (T). Arkansas. 23. Cibulas, Joe (T). Duquesne. 24. Yamblick, Bill (C). Western Michigan. 25. Freeman, Jack (G). Texas. 26. Goode, Joe (B). Duquesne. 27. Dunshan, Jack (T). Pittsburgh. 28. Lobbries, Fritz (G). Texas. 29. Jones, Art (B). Haverford. 30. Ruman, Bob (B). Arizona.

1942

1. Dudley, Bill (B). Virginia. 2. Martin, Vern (B). Texas. 3. Casanega, Ken (B). Santa Clara. 4. Kulner, Mal (E). Texas. 5. Sandig, Curt (B). St. Mary's (Tex.). 6. Greene, Charley (T). Tulsa. 7. Butler, Johnny (B). Tennessee. 8. Spendlove, Floyd (T). Utah. 9. Chase, Rayburn (B). Missouri. 10. Steele, Ernie (B). Washington. 11. Wood, Thornley (B). Columbia. 12. Roach, Bill (E). TCU. 13. Holl, Wayne (G). Tulsa. 14. Mosher, Clure (C). Louisville. 15. Law, Hubbard (B). Sam Houston. 16. Tomicic, Andy (B). Temple. 1. Dudley, Bill (B). Virginia. 2. Martin, Vern (B). Texas. 3. Casanega, Ken (B). Santa Clara. 4. Kulner, Mal (E). Texas. 5. Sandig, Curt (B). St. Mary's (Tex.). 6. Greene, Charley (T). Tulsa. 7. Butler, Johnny (B). Tennessee. 8. Spendlove, Floyd (T). Utah. 9. Chase, Rayburn (B). Missouri. 10. Steele, Ernie (B). Washington. 11. Wood, Thornley (B). Columbia. 12. Roach, Bill (E). TCU. 13. Holl, Wayne (G). Tulsa. 14. Mosher, Clure (C). Louisville. 15. Law, Hubbard (B). Sam Houston. 16. Tomicic, Andy (B). Temple. 17. Chamberlain, Garth (T). Brigham Young. 18. Rokisky, John (E). Duquesne. 19. Jenkins, Ray (B). Colorado. 20. Kapriva, Frank (G). Wake Forest.

1941

1. Gladchuk, Chef (C). Boston College. 2. Knolla, Johnny (B). Creighton. 3. Ringgold, Jim (B). Wake Forest. 4. Sears, Vic (T). Oregon St. 5. Suffridge, Bob (G). Tennessee. 6. Robert, Jim (C). Marshall. 7. Elrod, Ervin (E). Mississippi St. 8. Fritz, Ralph (G). Michigan. 9. Uremovich, Emil (T). Indiana. 10. Severin, Paul (E). No. Carolina. 11. Cotton, Russ (B). Texas Mines. 12. Goree, J. W. (G). LSU. 13. Eibner, John (T). Kentucky. 14. McAtee, Wes (B). Duke. 15. Fox, Terry (B). Miami (Fla.). 16. Cornwall, Bill (T). Furman. 17. Kerr, George (G). Boston College. 18. Bjorklund, Bob (E). Minnesota. 19. Castiglia, Jim (B). Georgetown. 20. Landsberg, Mort (B). Cornell.

1940

1. Eakin, Kay (B). Arkansas. 2. Wenzel, Ralph (E). Tulane. 3. Kiick, George (B). Bucknell. 4. Ivy, Frank (E). Oklahoma. 5. Goff, Clark (T). Florida. 6. Bykowski, Frank (G). Purdue. 7. Cignetti, Pete (B). Boston College. 8. Nery, Carl (G). Duquesne. 9. Boisseau, Dick (T). Washington & Lee. 10. Shu, Paul (B). VMI. 11. Cox, Cary (C). Alabama. 12. Pirro, Rocco (B). Catholic. 13. Noppenberg, John (B). Miami (Fla.). 14. Stubler, Nick (T). Santa Clara. 15. McCarthy, Ray (B). Santa Clara. 16. Gajacki, Leon (C). Penn St. 17. Sullivan, Mike (E). No. Carolina St. 18. Daly, Seaton (T). Gonzaga. 19. Harvey, Thad (T). Notre Dame. 20. Katzenstein, Marvin (T). Colorado Mines.

1939

1. Choice to Chicago Bears. 2. Choice to Brooklyn. 3. Patterson, Bill (B). Baylor. 4. McCullough, Hugh (B). Oklahoma. 5. Wheeler, Ernie (B). No. Dakota St. 6. Boyd, Sam (E). Baylor. 7. Palumbo, Eddie (B). Detroit. 8. Nelson, Ole (E). Michigan St. 9. Petro, Steve (G). Pittsburgh. 10. Lee, Jack (B). Carnegie Tech. 11. Tomasetti, Lou (B). Bucknell. 12. Cochran, Denny (B). St. Louis. 13. Hoffman, Fabian (E). Pittsburgh. 14. Clary, Ed (B). So. Carolina. 15. Tosi, John (C). Niagara. 16. Lezouski, Al (G). Pittsburgh. 17. Longhi, Ed (C). Notre Dame. 18. Shrik, Dave (E). Kansas. 19. Peters, Frank (E). Washington. 20. Sheldrake, Tom (E). Washington.

1938

1. White, Byron (B), Colorado. 1-a. Filchcock, Frankie (B), Indiana. 2. Choice to New York. 2-a. Choice to Detroit. 3. Midler, Lou (T), Minnesota. 4. Plutukis, George (E), Duquesne. 5. King, Ray (E), Minnesota. 6. Burnette, Tom (B), No. Carolina. 7. McDonough, Paul (E), Utah. 8. McCarty, Pat (C), Notre Dame. 9. Choice to Cleveland. 10. Choice to Chicago Cards.

1937

1. Basrak, Mike (C), Duquesne. 2. Finley, Bob (B), SMU. 3. Breeden, Bill (E), Oklahoma. 4. Hewes, Bo (B), Oklahoma. 5. Frye, Jack (B), Missouri. 6. Roach, Walt (E), TCU. 7. Haines, Byron (E), Washington. 8. Kordick, Marty (G), St. Mary's (Cal.). 9. Patanelli, Matt (E), Michigan. 10. Nevers, Stan (T), Kentucky.

1936

1. Shakespeare, Bill (B), Notre Dame. 2. Barnum, Len (B), West Virginia Wesleyan. 3. Grayson, Bobby (B), Stanford. 4. Spain, Truman (T), SMU. 5. Sandefur, Wayne (B), Purdue. 6. Orr, Maurice (T), SMU. 7. Peters, Marty (E), SMU. 8. Karpowich, Ed (T), Catholic. 9. Meglen, Joe (B), Georgetown.

(Note: overall identifies the number of the Steelers' first round selection)

NOTES

This image shows a single page of white paper with horizontal blue or grey ruling lines. The lines are evenly spaced and run across the width of the page. There is no handwriting or other markings on the paper.

STEELERS ALL-TIME ROSTER—1933-1992

A

Abercrombie, Walter [RB], Baylor	1982-87	Beams, Byron [T], Notre Dame	1959-60
Adamchik, Ed [T], Pitt	1967	Beasley, Tom [DE/DT], Virginia Tech	1978-83
Adams, Bob [TE], Pacific	1969-71	Beatty, Charles [DB], N. Texas St.	1969-72
Adams, Paul [C], Morehead Teachers	1947	Beatty, Ed [C], Mississippi	1957-61
Agajanian, Ben [K], New Mexico	1945	Becker, Wayland [E], Marquette	1939
Alban, Dick [E], Northwestern	1956-59	Behning, Mark [OT], Nebraska	1986
Alberghini, Tom [G], Holy Cross	1945	Bell, Richard [RB], Nebraska	1990
Albrecht, Art [C/OT], Wisconsin	1942	Bell, Theo [WR], Arizona	1976, 78-80
Alderton, John [E], Maryland	1953	Bentley, Albert [RB], Miami (Fla.)	1992
Allen, Chuck [LB], Washington	1970-71	Bernet, Ed [E], SMU	1955
Allen, Dwane [LB], Santa Ana	1965	Best, Greg [S], Kansas State	1983
Allen, Jim [DB], UCLA	1974-77	Bettis, Tom [LB], Purdue	1962
Allen, Lou [T], Duke	1950-51	Billock, Frank [G], St. Mary's of Minn.	1937
Alley, Don [WR], Adams State	1969	Bingham, Craig [LB], Syracuse	1982-84, 87
Alston, Lyneal [WR], Southern Mississippi	1987	Binotto, John [B], Duquesne	1942
Andabaker, Rudy [G], Pitt	1952, 54	Bishop, Don [B], Los Angeles Col.	1958-59
Anderson, Anthony [RB], Temple	1979	Bivins, Charles [B], Morris Brown	1967
Anderson, Art [T], Idaho	1963	Blackledge, Todd [QB], Penn State	1988-89
Anderson, Chet [E], Minnesota	1967	Blankenship, Brian [G], Nebraska	1987-91
Anderson, Fred [DE], Prairie View A&M	1978	Blankenship, Greg [LB], Cal. St. (Hay.)	1976
Anderson, Gary [K], Syracuse	1982-92	Bleier, Rocky [RB], Notre Dame	1968, 1970-80
Anderson, Jesse [TE], Miss. State	1992	Blount, Mel [CB], Southern	1970-83
Anderson, Larry [DB], Louisiana Tech	1978-81	Bohannon, Fred [S/CB], Mass. Val. St.	1982
Anderson, Melvin [WR], Minnesota	1987	Bolkovac, Nick [T], Pitt	1953-54
Anderson, Ralph [DB], W. Texas St.	1971-72	Bond, Randall [QB], Washington	1939
Apke, Steve [LB], Pitt	1987	Bonelli, Ernie [B], Pitt	1946
Arndt, Al [G], South Dakota State	1935	Bono, Steve [QB], UCLA	1987-88
Arndt, Dick [T], Idaho	1967-70	Booth, Clarence [B], SMU	1944**
Arnold, David [CB], Michigan	1989	Boures, Emil [C/G], Pitt	1982-86
Arnold, Jay [QB], Texas	1941	Bova, Tony [E],	
Artman, Corwan [T], Stanford	1933	St. Francis	1942, 43*, 44**, 45-47
Asbury, Willie [B], Kent State	1966-68	Bowman, Bill [B], William & Mary	1957
Askson, Burt [DE], Texas Southern	1971	Boyd, Sam [E], Baylor	1939-40
Atkinson, Frank [T], Stanford	1963	Boyle, Jim [OT], Tulane	1987-88
August, Steve [OT], Tulsa	1984	Boyle, Shorty [E]	1934
Augusterfer, Gene [B], Catholic U.	1935	Bradley, Ed [LB], Wake Forest	1972-75
Austin, Ocie [DB], Utah State	1970-71	Bradshaw, Charles [T], Baylor	1961-66
Aydelette, Buddy [OT/C], Alabama	1987	Bradshaw, Jim [B], Chattanooga	1963-67

B

Badar, Rich [QB], North Carolina	1967	Brady, Jeff [LB], Kentucky	1991
Bahr, Matt [K], Penn State	1979-80	Brady, Pat [B], Nevada	1952-54
Baker, Conway [T], Centenary	1944**	Brandau, Art [C], Tennessee	1945-46
Baker, Ed [E], Washington State	1953	Brandt, Jim [B], St. Thomas	1952-54
Baker, John [E], N. Carolina College	1963-67	Bray, Maurice [T], SMU	1935-36
Baldacci, Lou [B], Michigan	1956	Breedlove, Rod [LB], Maryland	1965-68
Ballman, Gary [B], Michigan State	1962-66	Breedon, Bill [B], Oklahoma	1937
Balog, Bob [C], Denver	1949-50	Breen, Gene [LB], Virginia Tech	1965-66
Banaszak, John [DE/DT], E. Michigan	1975-81	Brett, Ed [E], Washington State	1936-37
Bankston, Warren [RB], Tulane	1969-72	Brewster, Pete [E], Purdue	1959-60
Barbolak, Pete [T], Purdue	1949	Brister, Bobby [QB], Northeast La.	1986-92
Barnett, Tom [B], Purdue	1959-60	Britt, Jessie [WR], North Carolina A&T	1986
Barry, Fred [DB], Boston College	1970	Britt, Ralph [TE], North Carolina State	1987
Bartaanen, Jim [C], Michigan	1938	Broussard, Fed [C], Texas A & M	1955
Bartlett, Earl [B], Centre	1939	Brovelli, Angelo [QB], St. Mary's (Cal.)	1933-34
Basrak, Mike [C], Duquesne	1937-38	Brown, Chris [CB/S], Notre Dame	1984-85
Bassi, Dick [G], Santa Clara	1941	Brown, Dave [DB], Michigan	1975
		Brown, Ed [QB], San Francisco	1962-65

STEELERS ALL-TIME HEAD COACHES

Coch (Years)	Overall Record
Austin, Bill (1966-68)	11-28-3 (.298)
Bach, Joe (1935-36, 52-53)	21-27-0 (.438)
Bell, Bert (1941)	0-2-0 (.000)
Cowher, Bill (1992)	11-6-0 (.647)
DiMello, Luby (1934)	2-10-0 (.167)
Donelli, Aldo (1941)	0-5-0 (.000)
Douds, Forrest (1933)	3-6-2 (.364)
Kiesling, Walter (1939-40, 41-44*, 54-56)	30-55-5 (.361)
Leonard, Jim (1945)	2-8-0 (.200)
McNally, Johnny "Blood" (1937-39)	6-19-0 (.240)
Michelson, Johnny (1948-51)	20-26-2 (.438)
Nixon, Mike (1965)	2-12-0 (.143)
Noll, Chuck (1969-1991)	209-156-1 (.572)
Parker, Raymond (1957-64)	51-48-6 (.514)
Sutherland, Jock (1946-47)	13-10-1 (.563)

*Kiesling was co-head coach with Greasy Neale in 1943 (Phil.-Pitt.) and with Phil Handler in 1944 (Card.-Pitt.).

Brown, John [T], Syracuse	1967-72	Calland, Lee [DB], Louisville	1969-72
Brown, Larry [TE/OT], Kansas	1971-84	Calloway, Chris [WR], Michigan	1990-91
Brown, Tom [E], William & Mary	1942	Calvin, Tom [B], Alabama	1952-54
Brown, William [QB], Texas Tech	1945	Cameron, Paul [B], UCLA	1954
Browning, Greg [E], Denver	1947	Campbell, Bob [RB], Penn State	1969
Bruder, Henry [QB], Northwestern	1940	Campbell, Don [T], Carnegie Tech	1939-41
Brumbaugh, Boyd [B], Duquesne	1939-41	Campbell, Glenn [E], Emporia State	1935
Brumfield, Jim [RB], Ind. St. (Ind.)	1971	Campbell, John [LB], Minnesota	1965-69
Brundage, Dewey [E], Brigham Young	1954	Campbell, Leon [B], Arkansas	1955
Bruney, Fred [B], Ohio State	1956-57	Campbell, Ray [LB], Marquette	1958-60
Bruno, John [P], Penn State	1987	Campbell, Russ [TE], Kansas State	1992
Bryant, Hubie [WR], Minnesota	1970	Campbell, Scott [QB], Purdue	1984-86
Bucek, Felix [G], Texas A & M	1946	Canale, Rocco [G], Boston College	1943*
Buda, Carl [G], Tulsa	1945	Capers, Wayne [WR], Kansas	1983-84
Bukich, Rudy [QB], Southern Cal.	1960-61	Capp, Dick [E], Boston College	1968
Bulger, Chester [T], Auburn	1944**	Cara, Dom [E], N. Carolina State	1937-38
Bullocks, Amos [B], Southern Illinois	1966	Cardwell, Joe [T], Duke	1937-38
Burleson, John [G], SMU	1933	Carpenter, Preston [E], Arkansas	1960-63
Burnett, Len [DB], Oregon	1961	Carr, Gregg [LB], Auburn	1985-88
Burnette, Tom [B], North Carolina	1938	Carter, Rodney [RB], Purdue	1987-89
Burrell, John [E], Rice	1962-64	Cash, Keith [TE], Texas	1991
Butler, Bill [DB/KR], Chattanooga	1961	Casper, Charles [QB], TCU	1935
Butler, Jack [B], St. Bonaventure	1951-59	Catano, Mark [DE/DT], Valdosta State	1984-85
Butler, Jim [B], Edward Waters	1965-67	Cenci, John [C], Pitt	1956
Butler, John [B], Tennessee	1943-44	Chamberlain, Garth [G], Brng. Young	1945
Bykowski, Frank [G], Purdue	1940	Chandnois, Lynn [B], Mich. State	1950-56
C			
Cabrelli, Larry [E], Colgate	1943*	Cheatham, Ernest [T], Loyola	1954
Calcagni, Ralph [T], Pennsylvania	1947	Cherry, Edgar [B], Hardin-Simmons	1939
Caliguire, Dean [G/C], Pittsburgh	1991-92	Cherundolo, Chuck [C], Penn State	1941-42, 45-48
Call, John [B], Colgate	1959	Christy, Dick [B], N. Carolina State	1958

ALL-TIME ASSISTANT COACHES

Bach, Joe	1935-36	Lewis, Art	1960-61
Ball, Herman	1955	Lewis, Marvin	1992
Blackledge, Ron	1982-91	McGraw, Thurman	1958-61
Brazil, Dave	1989-91	McLaughlin, Leon	1966-68
Bridgers, John	1969	McPeak, Bill	1956-58
Butler, Jack	1961-63	Meyers, Bill	1984
Capers, Dom	1992	Michelsen, John	1946-47
Carson, Bud	1972-77	Moore, Tom	1977-89
Cherundolo, Charles	1948-57, 61	McNally, John (Blood)	1936
Coley, Max	1969-71	Neale, Greasy	*1943
Craft, Russ	1956	Nixon, Mike	1961-65
Davis, Robert	1951	Ormiston, Ken	1948-50
DePasqua, Carl	1968	Painter, Dwain	1988-91
DiMancheff, Boris	1958-59	Parilli, Babe	1971-73
Dorais, Gus	1952	Patrick, Frank	1948
Doran, Jim	1964-65	Perles, George	1972-81
Dotsch, Rollie	1978-81	Perry, Lowell	1957
Dudley, Bill	1956	Plasman, Dick	1958-61
Dungy, Tony	1981-88	Radakovich, Dan	1971, 74-77
Erhardt, Ron	1992	Ramsey, Buster	1962-64
Evans, Walt	1982-88	Reese, Cad	1934-36
Fletcher, Tom	1966-68	Riecke, Lou	1970-79
Fitzgerald, Dennis	1982-88	Ronzani, Gene	1954
Fox, John	1989-91	Rooker, Harvey	1948
Fry, Bob	1969-73	Rooney, J.P.	1934-35
Furness, Steve	1992	Rust, Rod	1989
Gilmer, Harry	1957-60	Skladany, Joseph	1947
Greene, Joe	1987-91	Skorich, Nick	1955-57
Guy, John	1992	Snyder, Bob	1955
Hackett, Walter	1969-70	Sortet, Wilbur	1940
Handler, Phil	*1944	Souchak, Frank	1946
Harrison, Bob	1992	Spezzaferro, John	1976
Hefferle, Ernie	1965	Stautner, Ernie	1963-64
Heinrich, Don	1966-68	Stephenson, Kent	1992
Henry, Jack	1990-91	Stewart, George	1989-91
Hoak, Dick	1972-92	Stille, Ken	1959-63
Hodgson, Pat	1992	Sumner, Charley	1969-72
Hughes, Jed	1984-88	Taylor, Hugh	1966-68
Hunter, Hal	1985-88	Taylor, Lionel	1970-76
Jones, Edgar	1953	Torgeson, LaVerne	1962-68
Keane, Tom	1965	Uram, Paul	1972-81
Kiesling, Walt	*1938-39, 41, 49-54, 57-61	Valesente, Bob	1990-91
Kolb, Jon	1982-91	Walls, Will	1962-63
Kuharich, Joe	1946	Walker, Dick	1978-81
Layne, Bobby	1964-65	Walton, Frank	1947
LeBeau, Dick	1992	Walton, Joe	1990-91
Leonard, Jim	1942	Widenhofer, Woody	1973-83
		Wray, Lud	1945

*Kiesling and Neale were co-head coaches of Phil-Pitt in 1943.

Kiesling and Handler were co-head coaches of Card-Pitt in 1944.

Cibulas, Joe [T], Duquesne	1945	Dornbrook, Thom [G-C], Kentucky	1979
Ciccone, Ben [C], Duquesne	1934-35	Douds, Forrest [T], W & J	1933-35
Cichowski, Gene [B], Indiana	1957	Dougherty, Bob [LB], Kentucky	1958
Citelli, Gus [T], Notre Dame	1954	Douglas, Bob [B], Kansas State	1938
Cifers, Bob [QB], Tennessee	1947-48	Doyle, Dick [B], Ohio State	1955
Clack, Jim [C/G], Wake Forest	1971-77	Doyle, Ted [T], Nebraska	1938-42, 43*, 44**
Clark, Jim [B], Pitt	1933-34	Drulis, Al [B], Temple	1947
Clark, Mike [K], Texas A & M	1964-67	Druschel, Rick [G-OT], No. Car. St.	1974
Clark, Spark [RB], Akron	1987	Dudley, Bill [B], Virginia	1942, 45-46
Clayton, Harvey [CB], Florida State	1983-86	Dugan, Len [C], Wichita	1939
Clement, Henry [E], North Carolina	1961	Duggan, Gil [T], Oklahoma	1944**
Clement, John [B], SMU	1946-48*	Duhart, Paul [B], Florida	1945
Cline, Jackie [DE], Alabama	1987	Dunaway, Craig [TE], Michigan	1983
Clinkscales, Joey [WR], Tennessee	1987-88	Dungy, Tony [DB], Minnesota	1977-78
Cobb, Marvin [DB], Southern Cal.	1980	Dunn, Gary [DT-NT], Miami (Fla.)	1977-87
Cole, Robin [LB], New Mexico	1977-87	Dutton, Bill [B], Pitt	1946
Cole, Terry [B], Indiana	1970	E	
Collier, Mike [RB], Morgan State	1975	Eaton, Vic [QB], Missouri	1955
Collier, Reggie [QB], So. Mississippi	1987	Echois, Terry [LB], Marshall	1984
Colquitt, Craig [P], Tennessee	1978-81, 83-84	Edwards, Dave [S], Illinois	1985-87
Compagno, Tony [B]		Edwards, Glen [DB], Florida A & M	1971-77
St. Mary's of Calif.	1946-48	Elder, Donnie [CB], Memphis State	1986
Compton, Dick [E], McMurry	1967-68	Elliott, Jim [K], Presbyterian	1967
Condit, Merlyn [B], Carnegie Tech.	1940, 46	Ellstrom, Marv [B], Oklahoma	1935
Conn, Dick [DB], Georgia	1974	Elter, Leo [B], Duq. and Villa.	1953-54, 58-59
Connelly, Mike [C], Utah State	1968	Engelbreiten, Paul [G], Northwestern	1933
Conti, Enio [G], Bucknell	1943*	Engles, Rick [P], Tulsa	1977
Coomer, Joe [T], Austin	1941, 45-46	Erenberg, Rich [RB], Colgate	1984-86
Cooper, Adrian [TE], Oklahoma	1991-92	Evans, Donald [DE], Kentucky	1990-92
Cooper, Sam [T], Geneva	1933	Evans, Jon [E], Oklahoma A & M	1958
Cordileone, Lou [G], Clemson	1962-63	Evans, Ray [QB], Kansas	1948
Corley, Anthony [RB], Nevada-Reno	1984	Everett, Thomas [FS], Baylor	1987-91
Coronado, Bob [E], Pacific	1961	F	
Cotton, Russell [B], Texas Mines	1942	Farrar, Venice [B], N. Carolina State	1938-39
Courson, Steve [G], South Carolina	1978-83	Farrell, Ed [B], Muhlenberg	1938
Cousino, Brad [LB], Miami (O.)	1977	Farroh, Shipley [GB], Iowa	1938
Craft, Russ [B], Alabama	1954	Fehrer, Nick [G], Georgia	1955
Cregar, William [G], Holy Cross	1947-48	Feniello, Garry [G], Wake Forest	1947
Crennel, Carl [LB], W. Va.	1970	Ferguson, Bob [B], Ohio State	1962-63
Critchfield, Larry [G], Grove City	1933	Ferry, Lou [T], Villanova	1952-55
Croft, Winfield [G], Utah	1936	Fife, Ralph [C], Pitt	1946
Cropper, Marshall [E], Maryland	1967-69	Filchok, Frank [QB], Indiana	1938
Cunningham, Bennie [TE], Clemson	1976-85	Finks, Jim [QB], Tulsa	1949-55
Currian, Don [E], Boston College	1944**	Fisher, Doug [LB], San Diego State	1969-70
Curry, Roy [B], Jackson State	1963	Fisher, Everett [B], Santa Clara	1940
D		Fisher, Ray [T], Eastern Illinois	1959
Dailey, Ted [E], Pitt	1933	Fiske, Max [B], DePaul	1936-39
Daniel, Willie [B], Miss. State	1961-66	Flanagan, Dick [G], Ohio State	1953-55
Davenport, Charles [WR], N. C. State	1992	Folkins, Lee [E], Washington	1965
Davidson, Bill [B], Temple	1937-39	Foltz, Vernon [C], St. Vincent	1945
Davidson, Kenny [DE], Louisiana State	1990-92	Ford, Darryl [LB], New Mexico State	1992
Davis, Art [B], Mississippi State	1956	Ford, Henry [B], Pitt	1956
Davis, Charlie [DT], TCU	1974	Ford, Moses [WR], Fayetteville State	1987
Davis, Dave [WR], Tennessee State	1973	Foruria, John [B], Idaho	1967-68
Davis, Henry [LB], Grambling	1970-73	Foster, Barry [RB], Arkansas	1990-92
Davis, Lorenzo [WR], Youngstown State	1990	Fournet, Sid [G], LSU	1957
Davis, Paul [QB], Otterbein	1947-48	Francis, Sam [B], Nebraska	1939
Davis, Robert [E], Penn State	1946-50	Frank, Joe [T], Georgetown	1943*
Davis, Russell [RB], Michigan	1980-83	Freeman, Lorenzo [NT/DT], Pitt	1987-90
Davis, Sam [G], Allen	1967-79	French, Ernest [S], Alabama A&M	1982
Davis, Steve [RB], Delaware State	1972-74	Frketch, Len [T], Penn State	1945
Dawkins, Tommy [DE], Appalachian State	1987	Fugler, Dick [T], Tulane	1952
Dawson, Dermontti [G/C], Kentucky	1988-92	Fullerton, Ed [B], Maryland	1953
Dawson, Len [QB], Purdue	1957-59	Fuqua, John [B], Morgan State	1970-76
DeCarbo, Nick [G], Duquesne	1933	Furness, Steve [DT], Rhode Island	1972-80
DeCarlo, Art [B], Georgia	1953	G	
Deloplaire, Jack [RB], Salem (W.Va.)	1976-79	Gage, Bob [B], Clemson	1949-50
Demko, George [T], Appalachian St.	1961	Gagner, Larry [G], Florida	1966-69
Dempsey, John [T], Bucknell	1934	Gammon, Kendall [OL], Pittsburg State	1992
DePascal, Carmine [E], Wichita	1945	Gaona, Bob [T], Wake Forest	1953-56
DePaul, Henry [G], Duquesne	1945	Garnaas, Wilford [B], Minnesota	1946-48
Derby, Dean [B], Washington	1957-61	Garrett, Reggie [WR], Eastern Michigan	1974-75
Dess, Darrell [G], N. Carolina State	1958	Garrity, Gregg [WR], Penn State	1983
Dial, Buddy [E], Rice	1959-63	Gary, Keith [DE], Oklahoma	1983-88
Dickey, Charlie [G], Arizona	1987	Gasparella, Joe [QB], Notre Dame	1948, 50-51
Dicus, Chuck [WR], Arkansas	1973	Gauer, Charles [E], Colgate	1943*
Didio, Mark [WR], Connecticut	1992	Gentry, Byron [G], Southern Cal.	1937-39
Dirden, Johnnie [WR], Sam Houston St.	1981	Gerela, Roy [PK], New Mexico State	1971-78
Dockery, John [DB], Harvard	1972-73	Geri, Joe [B], Georgia	1949-51
Dodril, Dale [G], Colorado A & M	1951-59	Gilde, John [GB], St. Bonaventure	1935-37
Dodson, Les [B], Mississippi	1941	Gillespie, Scoop [RB], William Jewell	1984
Doehring, John [B]	1935	Gilliam, Joe [QB], Tennessee State	1972-1975
Dolly, Dick [E], West Virginia	1941-45	Girard, Earl [B], Wisconsin	1957
Doloway, Cliff [E], Carnegie Tech	1935	Glamp, Joe [B], LSU	1947-49
Donelli, Allan [B], Duquesne	1941-42	Glass, Glenn [B], Tennessee	1962-63
Donnailey, Rick [C-G], North Carolina	1982-83		

Glass, Park [C], Westminster	1947	Hoak, Dick [B], Penn State	1961-70
Glatz, Fred [E], Pitt	1956	Hoel, Bob [G], Minnesota	1935
Glick, Gary [B], Colorado A & M	1956-59	Hogan, Darrell [G], Trinity-Texas	1949-53
Goff, Clark [T], Florida	1940	Hoge, Merrill [RB], Idaho State	1987-92
Goldsmith, Bill [C], Emporia Tchrs	1947	Hohn, Bob [B], Nebraska	1965-69
Gonda, George [B], Duquesne	1942	Holcomb, Bill [T], Texas Tech	1937
Goodman, John [DE/DT], Oklahoma	1981-85	Holler, Ed [LB], South Carolina	1964
Goodson, John [P], Texas	1982	Hollingsworth, Joe [B], E. Kan. State	1949-51
Gorinski, Walt [B], LSU	1946	Holm, Bernard [B], Alabama	1933
Gothard, Preston [TE], Alabama	1985-88	Holmer, Walt [B], Northwestern	1933
Gowdy, Cornell [CB], Morgan State	1987-88	Holmes, Ernie [DT], Texas Southern	1972-77
Grabowski, Ted [C], Duquesne	1939-40	Holmes, Mel [OT], N. Carolina A & T	1971-73
Graff, Neil [QB], Wisconsin	1976-77	Hood, Frank [B], Pitt	1933
Graham, Jeff [WR], Ohio State	1991-92	Hornick, Bill [T], Tulane	1947
Graham, Ken [DB], Washington State	1970	Howe, Garry [NT], Colorado	1992
Gravelle, Gordon [OT], Brigham Young	1972-76	Howe, Glen [OT], So. Mississippi	1985
Graves, Ray [C], Tennessee	1943*	Hubbard, Cal [T], Geneva & Centenary	1936
Graves, Tom [LB], Michigan State	1979	Hubka, Gene [B], Bucknell	1947
Gray, Sam [E], Tulsa	1946-47	Huff, Alan [NT], Marshall	1987
Grebinski, Ted [C], Duquesne	1939-40	Hughes, David [RB], Boise State	1986
Green, Bob [K], Florida	1960-61	Hughes, Dennis [TE], Georgia	1970-71
Green, Eric [TE], Liberty	1990-92	Hughes, Dick [B], Tulsa	1957
Greene, Joe [DT], N. Texas State	1969-81	Hughes, George [G], Wm. & Mary	1950-54
Greeney, Norm [G], Notre Dame	1934-35	Hunter, Art [C], Notre Dame	1965
Greenwood, L.C. [DE], Ark. AM&N	1969-81	I	
Griffin, Larry [CB], North Carolina	1987-92	Ilkiri, Tunch [OT], Indiana State	1980-92
Grigas, John [B], Holy Cross	1944**	Itzel, John [B], Pitt	1945
Gros, Earl [B], LSU	1967-69	Ivy, Frank [E], Oklahoma	1940
Grossman, Randy [TE], Temple	1974-81	Izo, George [QB], Notre Dame	1966
Gunderman, Bob [B], Virginia	1957	J	
Gunnels, Riley [T], Georgia	1956-66	Jackson, Earnest [RB], Texas A&M	1986-88
H		Jackson, John [OT], Eastern Kentucky	1988-92
Hackney, Elmer [B], Kansas State	1941	James, Dan [T], Ohio State	1960-66
Haggerty, Mike [G], Miami	1967-70	Janecek, Clarence [G], Purdue	1933, 35
Haines, Byron [B], Washington	1937	Jansante, Val [E], Duquesne	1946-51
Hairston, Russell [WR], Kentucky	1987	Jarvi, Toimi [B], Northern Illinois	1945
Haley, Dick [B], Pitt	1961-64	Jecha, Ralph [G], Northwestern	1956
Hall, Delton [CB], Clemson	1987-91	Jefferson, Roy [E], Utah	1965-69
Hall, Ron [B], Missouri Valley	1959	Jelley, Tom [E], Miami	1951
Haller, Alan [CB], Michigan State	1992	Jenkins, A.J. [LB/OE], Cal State-Fullerton	1989-90
Ham, Jack [LB], Penn State	1971-82	Jenkins, Ralph [C], Clemson	1947
Hanlon, Bob [B], Loras	1949	Jeter, Tony [E], Nebraska	1966, 68
Hanneman, Craig [DE], Oregon State	1972-73	Johnson, David [CB], Kentucky	1989-92
Hanratty, Terry [QB], Notre Dame	1969-75	Johnson, Jason [WR], Illinois State	1989
Hanson, Tom [B], Temple	1938	Johnson, John Henry [B], St. Mary's (Cal.) and Arizona State	1960-65
Harkey, Lem [B], Emporia	1955	Johnson, Ron [CB], Eastern Michigan	1978-84
Harper, Maurice [C], Austin	1941	Johnson, Tim [DE/DT], Penn State	1987-89
Harris, Bill [E], Hardin-Simmons	1937	Johnson, Troy [WR], Southern	1988
Harris, Franco [RB], Penn State	1972-83	Johnston, Chet [B], Elmhurst & Marquette	1939-40
Harris, Lou [B], Kent State	1968	Johnston, Rex [B], Southern Cal.	1960
Harris, Tim [RB], Washington St.	1983	Jones, Aaron [DE/LB], E. Kentucky	1988-92
Harrison Reggie [RB], Cincinnati	1974-77	Jones, Art [B], Richmond	1941, 45
Harrison, Richard [E], Boston College	1964	Jones, Bruce [SS], Northern Alabama	1987
Harrison, Robert [LB], Oklahoma	1964	Jones, Gary [S], Texas A&M	1990-91
Hartley, Howard [B], Duke	1949-52	Jordan, Darin [LB], Northeastern	1988
Haselrig, Carlton [G], Pitt-Johnstown	1990-92	Jorden, Tim [TE], Indiana	1992
Hawthorne, Greg [RB], Baylor	1979-83	K	
Hayduk, Henry [G], Wash. State	1935	Kahler, Royal [T], Nebraska	1941
Hayes, Dick [LB], Clemson	1959-60, 62	Kakasic, George [G], Duquesne	1936-39
Hays, George [E], St. Bonaventure	1950-52	Kalina, Dave [WR], Miami (Fla.)	1970
Hebert, Ken [E & K], Houston	1968	Kapele, John [T], Brigham Young	1960-62
Hegarty, Bill [T], Villanova	1953	Kaplan, Phil [G], Miami (Fla.)	1947
Held, Paul [QB], San Jose State	1954	Karcis, John [B], Carnegie Tech	1936-38
Helier, Warren [B], Pitt	1934-36	Karets, Joe [J], Karpowich, Ed [T], Catholic U.	1936-39
Henderson, Jon [B], Colorado State	1968-69	Karras, Ted [T], Indiana	1958-59
Hendley, Dick [QB], Clemson	1951	Kase, George [G], Duquesne	1939
Henry, Mike [LB], Southern Cal.	1959-61	Kavel, George [B], Carnegie Tech	1934
Henry, Urban [T], Georgia Tech.	1964	Keating, Tom [DT], Michigan	1973
Hensley, Dick [E], Kentucky	1952	Kelley, Jim [E], Notre Dame	1964
Henson, Ken [C], TCU	1965	Kellum, Mary [LB], Wichita State	1974-76
Henton, Anthony [LB], Troy State	1986, 88	Kelsch, Mose [B], Christian	1933-34
Hewitt, Bill [E], Michigan	1943*	Kemp, Jack [QB], Occidental	1957
Hickey, Howard [E], Arkansas	1941	Kemp, Ray [T], Duquesne	1933
Hill, Derek [WR], Arizona	1989-90	Kenerson, John [G], Kentucky State	1962
Hill, Harlon [E], Florence State	1962	Kerkorian, Gary [QB], Stanford	1952
Hill, Jim [B], Tennessee	1955	Keys, Brady [B], Colorado State	1961-67
Hillebrand, Jerry [LB], Colorado	1968-70	Kichelski, Walt [E], Miami	1940-42, 44**
Hilton, John [E], Richmond	1965-69	Kielbasa, Max [B], Duquesne	1946
Hines, Glen Ray [OT], Arkansas	1973	Kiesling, Walt [G], St. Thomas	1937-38
Hinkle, Bryan [LB], Oregon	1982-92	Klick, George [B], Bucknell	1940, 45
Hinkle, John [B], Syracuse	1943*	Killorin, Pat [C], Syracuse	1966
Hinnant, Mike [TE], Temple	1988-89		
Jante, Hale [E], Pitt	1942		
Hinton, Chuck [T], N. Car. College	1964-71		
Hipps, Claude [B], Georgia	1952-53		
Hoague, Joe [B], Colgate	1941-42, 46		

Kilroy, Frank [T], Temple 1943*
 Kimble, Frank [E], West Virginia 1945
 King, Phil [B], Vanderbilt 1964
 Kirchner, Mark [OT], Baylor 1983
 Kirk, Ken [LB], Mississippi 1960
 Kirkland, Levon [LB], Clemson 1992
 Kish, Ben [B], Pitt 1943*
 Kissell, Ed [B], Wake Forest 1952-54
 Klapstein, Earl [T], Pacific 1946
 Klein, Dick [T], Iowa 1961
 Klumb, John [E], Washington State 1940
 Knox, Darryl [LB], UNLV 1987
 Kohrs, Bob [LB], Arizona State 1981-85
 Kolb, Jon [OT], Oklahoma State 1969-81
 Kolberg, Elmer [E], Oregon State 1941
 Kolodziejski, Chris [TE], Wyoming 1984
 Kondra, John [T], St. Vincent 1945
 Kortas, Ken [T], Louisville 1965-68
 Kosanovich, Bronco [C], Penn State 1947
 Koshlap, Jules [B], Georgetown 1945
 Kotite, Dick [TE], Wagner 1968
 Kottler, Martin [B], Centre 1933
 Kresky, Joe [G], Wisconsin 1935
 Krisher, Bill [G], Oklahoma 1958
 Kruczek, Mike [OB], Boston College 1976-79
 Krupa, Joe [OT], Purdue 1956-64
 Krutko, Larry [RB], West Virginia 1958-60
 Kurrasch, Roy [E], UCLA 1948
 Kvaternik, Cvonimir [G], Kansas 1934

L

Lacht, Steve [B], Duke 1946-47
 LaCrosse, Dave [LB], Wake Forest 1977
 Ladygo, Pete [G], Maryland 1952, 54
 Lajousky, Bill [G], Catholic U. 1936
 Lake, Carnell [SS], UCLA 1989-92
 Lamas, Joe [G], Mount St. Mary's 1942
 Lambert, Frank [K], Mississippi 1965-66
 Lambert, Jack [LB], Kent State 1974-84
 Lantz, Montgomery [C], Grove City 1933
 Lanza, Chuck [C], Notre Dame 1988-89
 Larose, Dan [T], Missouri 1964
 Lassann, Lou [E], Western Maryland 1938
 Lasse, Dick [LB], Syracuse 1958-59
 Lattner, John [B], Notre Dame 1954
 Laux, Ted [B], St. Joseph of Penna. 1943*
 Law, Hubbard [C], Sam Houston 1942, 45
 Lawrence, Ben [G], Indiana (Pa.) 1987
 Layne, Bobby [OB], Texas 1958-62
 Lea, Paul [T], Tulane 1951
 Leahy, Bob [OB], Emporia State 1971
 Leahy, Gerald [T], Colorado 1957
 Lee, Bernard [B], Villanova 1938
 Lee, Danzell [TE], Lamar 1987
 Lee, Greg [DB], Arkansas State 1988
 Lee, Herman [T], Florida A & M 1957
 Lee, John [B], Carnegie Tech 1939
 Leftridge, Dick [B], West Virginia 1966
 Lemek, Ray [G], Notre Dame 1962-65
 Letsinger, Jim [G], Purdue 1933
 Levanti, Lou [G], Illinois 1951-52
 Levey, Jim [B] 1934-36
 Lewis, Frank [WR], Grambling 1971-77
 Lewis, Joe [T], Compton Junior 1958-60
 Liddick, Dave [T], George Washington 1957
 Lind, Mike [B], Notre Dame 1965-66
 Lipps, Louis [WR/KR], So. Mississippi 1984-91
 Lipscomb, Gene [T] 1961-62
 Little, David [LB], Florida 1981-92
 Littlefield, Carl [B], Wash. State 1939
 Lloyd, Greg [LB], Fort Valley State 1988-92
 Lockett, Charles [WR], Long Beach St. 1987-88
 Logan, Charles [E], Northwestern 1964
 Long, Bill [E], Oklahoma A & M 1949-50
 Long, Terry [G], East Carolina 1984-91
 Longnecker, Ken [T], Lebanon Val. 1960
 Looney, Don [E], TCU 1941-42
 Lott, John [C/G], North Texas State 1987
 Love, Duval [G], UCLA 1992
 Lowther, Russ [B], Detroit 1945
 Lucas, Jeff [OT], West Virginia 1987
 Lucente, John [B], W. Virginia 1945
 Luna, Bob [B], Alabama 1959
 Lusteg, Booth [K], Connecticut 1968

M

Mack, Red [B], Notre Dame 1961-63, 65
 Mackrides, Bill [OB], Nevada 1953

Magac, Mike [G], Missouri 1965-66
 Magulick, George [B], St. Francis 1944**
 Maher, Francis [B], Toledo 1941
 Malkovich, Joe [C], Duquesne 1935
 Mallick, Francis [T] 1965
 Malone, Mark [OB], Arizona State 1980-87
 Mandich, Jim [TE], Michigan 1978
 Mansfield, Ray [C], Washington 1964-76
 Manske, Edgar [E], Northwestern 1938
 Maples, Bob [C], Baylor 1971
 Maras, Joe [C], Duquesne 1938-40
 Marchi, Basilio [C], NYU 1934
 Marchbroda, Ted [OB],
 St. Bonaventure & Detroit 1953, 55-56
 Marion, Jerry [B], Wyoming 1967
 Marker, Henry [B], W. Virginia 1934
 Markland, Jeff [TE], Illinois 1988
 Marotti, Lou [G], Toledo 1944**
 Martha, Paul [B], Pitt 1964-69
 Martin, John [B], Oklahoma 1944
 Martin, Vernon [B], Texas 1942, 44**
 Masters, Bob [B], Baylor 1939, 43*
 Masters, Walt [B], Penn 1944**
 Mastrangelo, John [G], Notre Dame 1947-48
 Matesic, Ed [B], Pitt 1936
 Matesic, Joe [T], Arizona State 1954
 Mathews, Ray [B], Clemson 1951-59
 Mattioli, Fran [G], Pitt 1946
 Matuszak, Marv [LB], Tulsa 1953, 55-56
 Maxson, Alvin [RB], So. Methodist 1977-78
 May, Ray [LB], Southern Cal. 1967-69
 Mayhew, Hayden [G], Tex. Mines 1936-38
 Mazzanti, Jerry [E], Arkansas 1967
 McCabe, Richie [B], Pitt 1955, 1957-58
 McCaffray, Art [T], Pacific 1946
 McCall, Don [RB], Southern Cal 1969
 McCarthy, John [B], St. Francis 1944**
 McClairén, Jack [E],
 Bethune-Cookman 1955-60
 McClung, Willie [T], Flor. A & M 1955-57
 McConnell, Dewey [E], Wyoming 1954
 McCullough, Hugh [B], Oklahoma 1939, 43*
 McDade, Karl [C], Portland 1938
 McDonald, Ed [B], Duquesne 1936
 McDonough, Coley [OB], Day 1939-41, 44**
 McDonough, Paul [E], Utah 1938
 McFadden, Marv [G], Mich. St. 1953, 56
 McGee, Ben [E], Jackson State 1964-72
 McGovern, Rob [LB], Holy Cross 1991
 McGriff, Tyrone [G], Florida A & M 1980-82
 McMakin, John [TE], Clemson 1972-74
 McNally, John "Blood" [B],
 St. John of Minnesota 1934, 37-39
 McNamara, Ed [T], Holy Cross 1945
 McPeak, Bill [E], Pitt 1949-57
 McWilliams, Tom [B], Miss St. 1950
 Meadows, Ed [E], Duke 1955
 Meeks, Bryant [C], S. Carolina 1947-48
 Mehlich, Chuck [E], Duquesne 1946-51
 Meilinger, Steve [E], Kentucky 1961
 Merkovsky, Elmer [T], Pitt 1944**, 45-46
 Merriweather, Mike [LB], Pacific 1982-87
 Messner, Max [LB], Cincinnati 1964-65
 Meyer, Dennis [DB], Arkansas State 1973
 Meyer, Ron [OB], S. Dakota State 1966
 Michael, Bill [G], Ohio State 1957
 Michaels, Ed [G], Villanova 1943*
 Michaels, Lou [E], Kentucky 1961-63
 Michalik, Art [G], St. Ambrose 1955-56
 Middleton, Kelvin [SS], Wichita State 1987
 Midler, Lou [G], Minnesota 1939
 Miles, Eddie [LB], Minnesota 1990
 Miller, Tom [E], Hampden Sydney 1943*
 Mills, Ernie [WR], Florida 1991-92
 Minarik, Henry [E], Michigan State 1951
 Miner, Tom [E], Tulsa 1958
 Mingo, Gene [K] 1969-70
 Minni, Frank [B], San Jose State 1949
 Minter, Michael [DT], North Texas St. 1987
 Modzelewski, Dick [T], Maryland 1955
 Modzelewski, Ed [B], Maryland 1952
 Moegle, Tony [B], Rice 1960
 Momsen, Tony [C], Michigan 1951
 Moore, Bill [B], Loyola of New Orleans 1933
 Moore, Red [G], Penn State 1947-49
 Morales, Gonzales [B],
 St. Mary's of California 1947-48

Morgan, Bob [B], New Mexico 1967-68
 Moriarty, Tom [S], Bowling Green 1980
 Morrall, Earl [OB], Mich. State 1957-58
 Morris, John [B], Oregon 1960
 Morse, Steve [RB], Virginia 1985
 Moser, Rick [RB], Rhode Island 1978-79, 81-82
 Mosher, Clure [C], Louisville 1942
 Mosley, Norm [B], Alabama 1948
 Moss, Paul [E], Purdue 1933
 Motley, Marion [B], Nevada 1955
 Mott, Norm [B], Georgia 1934
 Mularkey, Mike [TE], Florida 1989-91
 Mulleneaux, Lee [C], Northern Arizona 1935-36
 Mullins, Gerry [G/OT], Southern Calif. 1971-79
 Murley, Dick [T], Purdue 1956
 Murray, Earl [G], Purdue 1952
 Musulin, George, Pitt 1938

N

Nagler, Gern [E], Santa Clara 1959
 Naiota, John [B], St. Francis 1942, 45
 Nardi, Dick [B], Ohio State 1939
 Nelsen, Bill [OB], Southern Cal. 1963-67
 Nelson, Darrell [TE], Memphis State 1984-85
 Nelson, Edmund [NT/DE], Auburn 1982-87
 Nery, Carl [G], Duquesne 1940-41
 Newsome, Harry [P], Wake Forest 1985-89
 Niccolai, Armand [T/K], Duquesne 1934-42
 Nicholas, Allen [B], Temple 1945
 Nicholas, Bob [T], Stanford 1965
 Nickel, Elbie [E], Cincinnati 1947-57
 Nickerson, Hardy [LB], California 1987-92
 Nicksich, George [G], St. Bonaventure 1950
 Nisby, John [G], Pacific 1957-61
 Nix, Kent [OB], TCU 1967-69
 Nixon, Mike [B], Pitt 1935
 Nobile, Leo [G], Penn State 1948-49
 Nofsinger, Terry [OB], Utah 1961-64
 Noppenberg, John [B], Miami 1940-41
 Nosich, John [T], Duquesne 1938
 Nutter, "Buzz" [C], VPI 1961-64
 Nuzum, Jerry [B], New Mex. A & M 1948-51

O

O'Brien, Fran [T], Mich. State 1966-67
 O'Brien, John [E], Florida 1954-56
 O'Dell, Mel [B], Duquesne 1944** 45
 Odom, Henry [RB], So. Carolina St. 1983
 O'Donnell, Neil [OB], Maryland 1990-92
 Oehler, John [C], Purdue 1933-34
 Oelerich, John [B], St. Ambrose 1938
 Oldham, Ray [DB], Middle Tennessee St. 1978
 Olejniczak, Stan [T], Pitt 1935
 Oliver, Clarence [DB], San Diego St. 1969-70
 Olsavsky, Jerry [LB], Pitt 1989-92
 Olszewski, Al [E], Penn St. & Pitt 1945
 O'Malley, Joe [E], Georgia 1955-56
 O'Neil, Bob [G], Notre Dame 1956-57
 Oniskey, Dick [G], Chattanooga 1955
 Opfar, Dave [DE/NT], Penn State 1987
 Orr, Jim [E], Georgia 1958-60
 Ortmann, Chuck [OB], Michigan 1951
 O'Shea, Terry [TE], California (Pa.) 1989-90
 Oswald, Paul [C], Kansas 1987
 Owens, Darrick [WR], Mississippi 1992

P

Palmer, Tom [T], Wake Forest 1953-54
 Papach, George [B], Purdue 1948-49
 Parker, Frank [DT], Oklahoma State 1968-69
 Paschell, Bill [B], 1940
 Pascka, Gordon [G], Minnesota 1943
 Pastin, Frank [G], Waynesburg 1942
 Patrick, John [B], Penn State 1941, 45-46
 Patterson, Bill [OB], Baylor 1940
 Pavia, Ralph [G], Dayton 1947
 Pavkov, Stonko [G], Idaho 1939-40
 Peaks, Clarence [B], Mich. State 1964-65
 Pearson, Barry [WR], Northwestern 1972-73
 Pearson, Preston [B], Illinois 1970-74
 Pense, Leon [OB], Arkansas 1945
 Perko, John [G], Duq. 1937-40, 44** 45-47
 Perry, Darren [FS], Penn State 1992
 Perry, Lowell [B], Michigan 1953
 Petchel, John [OB], Duquesne 1945
 Petersen, Ted [OT/C], E. Illinois 1977-83, 87
 Petrella, John [B], Penn State 1945
 Piatukas, George [E], Duquesne 1938-41
 Pierre, John [E], Pitt 1945

Pillath, Roger [T], Wisconsin 1966
 Pine, Ed [LB], Utah 1965
 Pinney, Ray [OT/G/C], Washington 1976-78, 80-82, 85-87
 Pirro, Rocco [G], Catholic U. 1940-41
 Pittman, Mel [C], Hardin-Simmons 1935
 Pokorny, Frank [WR], Youngstown St. 1985
 Pollard, Frank [RB], Baylor 1980-88
 Popovich, John [B], St. Vincent 1944** 45
 Postus, Al [B], Villanova 1945
 Pottios, Myron [LB], Notre Dame 1961-65
 Potts, Bill [B], Villanova 1934
 Pough, Ernest [WR], Texas Southern 1976-77
 Powell, Tim [E], Northwestern 1966
 Powers, John [E], Notre Dame 1962-66
 Priatko, Bill [LB], Pitt 1957
 Putzier, Rollin [DT], Oregon 1988

Q

Quatse, Jesse [T], Pitt 1933-34
 Quick, Jerry [OT/G], Wichita State 1987

R

Raborn, Carroll [C], SMU 1936-37
 Rado, Alex [B], New River State 1934-35
 Rado, George [G], Duquesne 1935-37
 Radosevich, George [C], Pitt 1953
 Ragunas, Vince [B], VMI 1949
 Rajkovich, Pete [B], Detroit 1934
 Randour, Hub, Pitt 1935
 Rankin, Walt [B], Texas Tech 1944**
 Raskowski, Leo [T], Ohio State 1933
 Rasmussen, Randy [C-G], Minnesota 1984-86
 Reavis, Dave [DT], Arkansas 1974-75
 Rechichar, Bert [B], Tennessee 1960
 Recutt, Ray [E], VMI 1943*
 Reeder, Dan [RB], Delaware 1986, 87
 Reese, Jerry [DE], Kentucky 1988
 Reger, John [LB], Pitt 1955-63
 Rentro, Will [G], Memphis State 1960
 Repko, Joe [T], Boston College 1946-47
 Reutershan, Randy [OB], Pitt 1978
 Reynolds, Billy [B], Pitt 1958
 Reynolds, Jim [B], Oklahoma A & M 1946
 Rhodes, Don [T], W & J 1933
 Ribble, Loran [G], Hardin-Simmons 1934-35
 Richards, Perry [E], Detroit 1957
 Richardson, Huey [LB/DE], Florida 1991
 Richmond, Rock [OB], Oregon 1987
 Ricketts, Tom [OT], Pittsburgh 1989-91
 Rienstra, John [G], Temple 1986-90
 Riffle, Dick [B], Albright 1941-42
 Riley, Avon [LB], UCLA 1987
 Riley, Cameron [DB], Missouri 1987
 Rivera, Gabe [DT], Texas Tech 1983
 Rizzo, Tony, Duquesne 1938
 Roberts, John [B], Georgia 1934
 Robinson, Gil [E], Catawba 1933
 Robinson, Jack [T], N.E. Mo. St. 1938
 Robnett, Marshall [C], Texas A & M 1944**
 Rodak, Mike [B], Western Reserve 1942
 Rodgers, John [TE], La. Tech 1982-84
 Rogel, Fran [B], Penn State 1950-57
 Rogers, Cullen [B], Texas A & M 1946
 Rorison, Jim [T], Southern Cal. 1938
 Rosepink, Marty [G], Pitt 1947
 Rostovsky, Pete [OT], Connecticut 1984-86
 Rowley, Bob [LB], Virginia 1963
 Rowser, John [DB], Michigan 1970-73
 Royals, Mark [P], Appalachian State 1992
 Rozelle, Aubrey [LB], Delta State 1957
 Rucinski, Ed [E], Indiana 1944**
 Ruff, Guy [LB], Syracuse 1982
 Ruple, Ernie [T], Arkansas 1968-69
 Russell, Andy [LB], Missouri 1963, 1966-76
 Ryan, Ed [E], St. Mary's (Cal.) 1948

S

Sader, Steve [B] 1943*
 Salata, Paul [E], Southern California 1950-51
 Sample, John [B], Maryland St. 1961-62
 Samuel, Don [B], Oregon State 1949-50
 Samuelson, Carl [T], Nebraska 1948-51
 Sanchez, Lupe [CB/KR], UCLA 1986-88
 Sandberg, Sigurd [T], Iowa Wes. 1935-37
 Sandefur, Wayne [B], Purdue 1936-37
 Sanders, Chuck [RB], Slippery Rock 1986-87
 Sanders, John [G], SMU 1940-42

Sandig, Curt [B], St. Mary of Tex.	1942	Spencer, Todd [RB], So. Cal.	1984-85
Sandusky, Mike [G], Maryland	1957-65	Spinks, Jack [G], Alcorn A & M	1952
Sapp, Theron [B], Georgia	1963-65	Spizak, Charley [QB], Carn. Tech	1938
Saul, Bill [LB], Penn State	1964, 66-68	Staggers, Jon [WR], Missouri	1970-71
Saumer, Sylvester [B], St. Olaf	1934	Stallworth, John [WR], Alabama A&M	1974-87
Scales, Charles [B], Indiana	1960-61	Stanton, John [B], N. Car. St.	1961
Scarbath, Jack [QB], Maryland	1956	Starret, Ben [B], St. Mary's of Cal.	1941
Scales, Charles [B], Indiana	1960-61	Station, Larry [LB], Iowa	1986
Scherer, Bernard [E], Nebraska	1939	Stautner, Ernie [T], Bost. Col.	1950-63
Schiechl, John [C], Santa Clara	1941-42	Steed, Joel [NT], Colorado	1992
Schmidt, John [C], Carnegie Tech	1940	Steele, Ernie [B], Washington	1943*
Schmitz, Bob [LB], Montana St.	1961-66	Stehouwer, Ron [B], Colorado State	1960-64
Schnelker, Bob [E], Bowling Green	1961	Stenger, Brian [LB], Notre Dame	1969-72
Schuelke, Karl [B], Wisconsin	1939	Stenn, Paul [T], Villanova	1947
Schultz, Eberle [G], Oregon St.	1941-42	Steward, Denn [B], Ursinus	1943-3
Schwartz, Elmer [B], Wash. St.	1933	Stock, John [E], Pitt	1956
Schweder, John [G], Penn	1951-55	Stock, Mark [WR], Virginia Military	1989
Scolnik, Glenn [WR], Indiana	1973	Stofko, Ed [B], St. Francis	1945
Scot, Wilbert [LB], Indiana	1961	Stone, Dwight [WR/RB/KR], Middle Tennessee State	1987-92
Scudero, Joe [B], San Francisco	1960	Stoudt, Cliff [QB], Youngstown St.	1977-83
Seabaugh, Todd [LB], San Diego St.	1984	Stough, Glen [T], Duke	1945
Seabright, Charles [QB], W. Virginia	1946-50	Stowe, Tyrone [LB], Rutgers	1987-90
Searcy, Leon [OT], Miami (Fla.)	1992	Strand, Eli [G], Iowa State Coll.	1966
Sears, Vic [T], Oregon State	1943*	Strom, Rick [QB], Georgia Tech	1989-92
Sebastian, Mike [B], Pitt	1935	Strugar, George [T], Washington	1962
Seitz, Warren [TE], Missouri	1986	Strutt, Art [B], Duquesne	1935-36
Semes, Bernard [B], Duquesne	1944**	Stryzinski, Dan [P], Indiana	1990-91
Seward, Dean [B]		Strzelczyk, Justin [OT], Maine	1990-92
Sexton, Brent [DB], Elon	1977	Stule, Ernie [B]	
Shaffer, George [B], W & J	1933	Suhey, Steve [G], Penn State	1948-49
Shanklin, Ron [WR], N. Tex. St.	1970-74	Sulima, George [E], Boston U.	1952-54
Sharp, Rick [T], Washington	1970-71	Sullivan, Frank [C], Loyola (New Or.)	1940
Sheffield, Chris [CB], Albany State	1986-87	Sullivan, Robert [B], Holy Cross Iowa	1947
Shell, Donnie [SS], So. Carolina St.	1974-87	Sutherland, Don [B], Ohio State	1959-60
Shelton, Richard [CB], Liberty	1990-92	Swain, John [CB], Miami (Fla.)	1985-86
Shepard, Charles [B], N. Tex. St.	1956	Swann, Lynn [WR], Southern Cal.	1974-82
Sheriff, Stan [LB], Cal. Polytech	1954	Sweeney, Calvin [WR], Southern Cal.	1980-87
Sherman, Alex [QB], Brooklyn	1943*	Sydnor, Willie [WR/KR], Syracuse	1982
Sherman, Bob [B], Iowa	1964-65	Szot, Walter [T], Bucknell	1949-50
Shields, Burrell [B], John Carroll	1954		
Shiner, Dick [QB], Maryland	1968-69		
Shipkey, Jerry [B], UCLA	1948-52		
Shorter, Jim [B], Detroit	1969		
Shugarts, Bret [DE], Indiana (Pa.)	1987		
Shurtz, Hubert [T], LSU	1948		
Shy, Don [B], San Diego St.	1967-68		
Simerson, John [T], Purdue	1958		
Simien, Tracy [LB], Texas Christian	1989		
Simington, Milt [B], Arkansas	1942		
Simmons, Jerry [WR]			
Bethune-Cookman	1965-66		
Simms, Bob [E], Rutgers	1962		
Simpson, Jack [B], Florida	1961-62		
Sims, Darryl [DE], Wisconsin	1985-86		
Sinkovitz, Frank [C], Duke	1947-52		
Sirochman, George [G], Duquesne	1942		
Sites, Vince [E], Pitt	1936-37		
Skansi, Paul [WR], Washington	1983		
Skladany, Joe [E], Pitt	1934		
Skorich, Nick [G], Cincinnati	1946-48		
Skoronski, Ed [E], Purdue	1935-36		
Skulos, Mike [G], W & J	1938		
Slater, Walt [B], Tennessee	1947		
Small, Fred [LB], Washington	1985		
Smith, Ben [E], Alabama	1934-35		
Smith, Billy Ray [T], Arkansas	1958-60		
Smith, Bob [B], N. Texas State	1966		
Smith, Dave [WR], Indiana (Pa.)	1970-72		
Smith, Jim [WR], Michigan	1977-82		
Smith, Kevin [S], Rhode Island	1991		
Smith, Laverne [RB], Kansas	1977		
Smith, Ron [QB], Richmond	1966		
Smith, Steve [E], Michigan	1966		
Smith, Stu [QB], Bucknell	1937-38		
Smith, Truett [QB]			
Wyoming & Mississippi St.	1950-51		
Smith, Warren [T], Kansas Wes.	1948		
Snell, Ray [OT], Wisconsin	1984-85		
Snyder, Bill [G], Ohio U.	1934-35		
Sodaski, John [DB], Villanova	1970		
Soleau, Bob [LB], Wm. & Mary	1964		
Solomon, Ariel [G/OT], Colorado	1991-92		
Somers, George [T], LaSalle	1941-42		
Sorce, Ross [T], Georgetown	1945		
Sortet, Wilbur [E], West Virginia	1933-40		
Souchak, Frank [E], Pitt	1939		

Vidoni, Vic [E], Duquesne 1935-36
 Vincent, Shawn [CB], Akron 1991
 Voss, Lloyd [T], Nebraska 1966-71

W

Wade, Bob [DB], Morgan State 1968
 Wade, Tom [QB], Texas 1964-65
 Wager, Clint [E], St. Mary's Minn. 1944**
 Wagner, Mike [S], Western Illinois 1971-80
 Walden, Bob [P], Georgia 1968-77
 Walker, Sammy [CB], Texas Tech 1991-92
 Wallace, Ray [RB], Purdue 1989
 Walsh, Bill [C], Notre Dame 1949-55
 Warren, Buist [B], Tennessee 1945
 Warren, Xavier [DE/DT], Tulsa 1987
 Washington, Anthony [CB], Fresno State 1981-82
 Washington, Clarence [DT], Arkansas AM & N 1969-70
 Washington, Robert [OT], Alcorn State 1987
 Washington, Sam [CB], Miss. Val. St. 1982-85
 Watkins, Tom [B], Iowa State 1968
 Watson, Allen [K], Newport (Wales) 1970
 Watson, Sid [B], Northwestern 1955-57
 Webster, Elnardo [LB], Rutgers 1992
 Webster, George [LB], Michigan State 1972-73
 Webster, Mike [C], Wisconsin 1974-88
 Weed, Thurlow [K], Ohio State 1955
 Weinberg, Henry [G], Duquesne 1934
 Weinstock, Izzy [B], Pitt 1937-38
 Weisenbaugh, Henry [B], Pitt 1935
 Wells, Billy [B], Mich. State 1957
 Wendflick, Joe [E], Oregon State 1941
 Wenzel, Ralph [E], Tulane 1942
 Wenzel, Ralph [G], San Diego St. 1966-70
 Westfall, Ed [B], Ohio Wesleyan 1933
 Wetzel, Damon [B], Ohio State 1935
 Wheeler, Ernie [B], N. Dakota State 1939
 Whelan, Tom [B], Catholic U. 1933
 White, Byron [B], Colorado 1938
 White, Owight [DE], East Texas State 1971-80
 White, Paul [B], Michigan 1947
 Wiehl, Joe [T], Duquesne 1935
 Wilburn, J. R. [WR], S. Carolina 1966-70
 Wilcots, Solomon [S], Colorado 1992
 Wiley, Jack [T], Waynesburg 1946-50
 Wilkerson, Eric [RB/WR], Kent State 1989
 Williams, Albert [LB], UTEP 1987

Williams, Dave [WR], Washington 1973
 Williams, Don [G], Texas 1941
 Williams, Eric [S], N.C. State 1983-86
 Williams, Erwin [WR], Maryland St. 1969
 Williams, Gerald [NT/DT], Auburn 1986-92
 Williams, Jerrol [LB], Purdue 1989-92
 Williams, Joe [LB], Grambling 1987
 Williams, Joe [B], Ohio State 1939
 Williams, Ray [CB], Rhode Island 1987
 Williams, Robert [S], Eastern Illinois 1984
 Williams, Sidney [LB], Southern 1969
 Williams, Warren [RB], Miami (Fla.) 1988-92
 Williamson, Fred [B], Northwestern 1960
 Willis, Keith [DE], Northeastern 1982-87, 89-91
 Wilson, Bill [E], Gonzaga 1938
 Wilson, Frank [TE], Rice 1982
 Winfrey, Carl [LB], Wisconsin 1972
 Wingle, Blake [G], UCLA 1983-85
 Winston, Dennis [LB], Arkansas 1977-81, 85-86
 Withycombe, Mike [C], Fresno State 1991
 Wolf, Jim [DE], Prairie View 1974
 Wolfley, Craig [G/OT], Syracuse 1980-89
 Womack, Joe [B], Los Angeles St. 1962
 Woodard, Ken [LB], Tuskegee Institute 1987
 Woodley, David [QB], Louisiana St. 1984-85
 Woodruff, Dwayne [CB], Louisville 1979-85, 87-90
 Woods, Rick [S/CB], Boise State 1982-86
 Woodson, Marv [B], Indiana 1964-69
 Woodson, Rod [DB/KR], Purdue 1987-92
 Worley, Tim [RB], Georgia 1989-91
 Woudenbeg, John [T], Denver 1940-42
 Wren, Lowe [B], Missouri 1960
 Wukits, Al [C], Duquesne 1943*-44*-45
 Wydo, Frank [T], Cornell 1947-51

Y

Young, Al [WR], South Carolina St. 1971-72
 Young, Dick [B], Chattanooga 1957
 Young, Theo [TE], Arkansas 1987
 Younger, Paul [B], Grambling 1958
 Yurchey, John [B], Duquesne 1940

Z

Zaninelli, Silvio [B], Duquesne 1934-37
 Zimmerman, Leroy [QB], San Jose St. 1943*
 Zombek, Joe [E], Pitt 1954
 Zopetti, Frank [B], Duquesne 1941

*Steelers combined with Philadelphia Eagles
 **Steelers combined with Chicago Cardinals.

NOTES

STEELERS IN PRO BOWL

1951

HB Joe Geri (1)
LB Jerry Shipkey (1)
C Bill Walsh (1)

1952

HB Joe Geri (2)
G George Hughes (1)
LB Jerry Shipkey (2)
C Bill Walsh (2)

1953

HB Lynn Chandnois (1)
QB Jim Finks (1)
HB Ray Mathews (1)
DE Bill McPeak (1)
E Elbie Nickel (1)
LB Jerry Shipkey (3)
DT Ernie Stautner (1)

1954

HB Lynn Chandnois (2)
MG Dale Dodril (1)
G George Hughes (2)
DE Bill McPeak (2)
HB Ray Mathews (2)
E Elbie Nickel (2)
DT Ernie Stautner (2)

1955

MG Dale Dodril (2)
HB John Lattner (1)

1956

DB Jack Butler (1)
MG Dale Dodril (3)
HB Ray Mathews (3)
DT Ernie Stautner (3)
T Frank Varrichione (1)

1957

DB Jack Butler (2)
DE Bill McPeak (3)
E Elbie Nickel (3)
FB Fran Rogel (1)
DT Ernie Stautner (4)
T Frank Varrichione (2)

1958

DB Jack Butler (3)
MG Dale Dodril (4)
E Jack McClairn (1)
QB Earl Morrall (1)
DT Ernie Stautner (5)
T Frank Varrichione (3)

1959

DB Jack Butler (4)
DT Ernie Stautner (6)
HB Tom Tracy (1)
T Frank Varrichione (4)

1960

DB Dean Derby (1)
QB Bobby Layne (1)
G John Nisby (1)
E Jimmy Orr (1)
LB John Reger (1)
DT Ernie Stautner (7)

1961

LB John Reger (2)
G Mike Sandusky (1)
DT Ernie Stautner (8)
HB Tom Tracy (2)
T Frank Varrichione (5)

1962

E Buddy Dial (1)
G John Nisby (2)
LB Myron Pottios (1)
LB John Reger (3)
DT Ernie Stautner (9)

1963

TE Preston Carpenter (1)
FB John Henry Johnson (1)
DT Gene Lipscomb (1)
DE Lou Michaels (1)
C Buzz Nutter (1)

1964

T Charley Bradshaw (1)
FB John Henry Johnson (2)
DT Joe Krupa (1)
DT Lou Michaels (2)
LB Myron Pottios (2)
DB Clendenon Thomas (1)

1965

E Gary Ballman (1)
T Charley Bradshaw (2)
FB John Henry Johnson (3)
LB Myron Pottios (3)

1966

E Gary Ballman (2)

1967

K Mike Clark (1)
DB Brady Keys (1)
DE Ben McGee (1)

1968

DB Marv Woodson (1)

1969

HB Dick Hoak (1)
E Roy Jefferson (1)
DE Ben McGee (2)
LB Andy Russell (1)

1970

DT Joe Greene (1)
E Roy Jefferson (2)
P Bob Walden (1)

1971

DT Joe Greene (2)
LB Andy Russell (2)

1972

DT Joe Greene (3)
LB Andy Russell (3)

1973

LB Henry Davis (1)
PK Roy Gerela (1)
DT Joe Greene (4)
RB Franco Harris (1)
LB Andy Russell (4)
DE Dwight White (1)

1974

DT Joe Greene (5)
DE L.C. Greenwood (1)
LB Jack Ham (1)
RB Franco Harris (2)
LB Andy Russell (5)
WR Ron Shanklin (1)
G Bruce Van Dyke (1)
DE Dwight White (2)

1975

PK Roy Gerela (2)
DT Joe Greene (6)
DE L.C. Greenwood (2)
LB Jack Ham (2)
RB Franco Harris (3)
LB Andy Russell (6)

1976

CB Mel Blount (1)
QB Terry Bradshaw (1)
S Glen Edwards (1)
DT Joe Greene (7)
DE L.C. Greenwood (3)
LB Jack Ham (3)
RB Franco Harris (4)
LB Jack Lambert (1)
LB Andy Russell (7)
WR Lynn Swann (1)
S Mike Wagner (1)

1977

CB Mel Blount (2)
S Glen Edwards (2)
DT Joe Greene (8)
DE L.C. Greenwood (4)
LB Jack Ham (4)
RB Franco Harris (5)
LB Jack Lambert (2)
CB J.T. Thomas (1)
S Mike Wagner (2)

1978

LB Jack Ham (5)
RB Franco Harris (6)
LB Jack Lambert (3)
WR Lynn Swann (2)

1979

CB Mel Blount (3)
QB Terry Bradshaw (2)
DT Joe Greene (9)
DE L.C. Greenwood (5)
LB Jack Ham (6)
RB Franco Harris (7)
LB Jack Lambert (4)
S Donnie Shell (1)
WR Lynn Swann (3)
C Mike Webster (1)

1980

CB Mel Blount (4)
QB Terry Bradshaw (3)
DT Joe Greene (10)
DE L.C. Greenwood (6)
LB Jack Ham (7)
RB Franco Harris (8)
LB Jack Lambert (5)
S Donnie Shell (2)
WR John Stallworth (1)
C Mike Webster (2)

1981

LB Jack Ham (8)
RB Franco Harris (9)
LB Jack Lambert (6)
S Donnie Shell (3)
C Mike Webster (3)

1982

CB Mel Blount (5)
LB Jack Lambert (7)
S Donnie Shell (4)
C Mike Webster (4)

1983

DT Larry Brown (1)
LB Jack Lambert (8)
S Donnie Shell (5)
WR John Stallworth (2)
C Mike Webster (5)

1984

PK Gary Anderson (1)
LB Jack Lambert (9)
C Mike Webster (6)

1985

LB Robin Cole (1)
WR Louis Lipps (1)
LB Mike Merriweather (1)
WR John Stallworth (3)
C Mike Webster (7)

1986

PK Gary Anderson (2)
WR Louis Lipps (2)
LB Mike Merriweather (2)
C Mike Webster (8)

1987

LB Mike Merriweather (3)
RB Earnest Jackson (2)

1988

C Mike Webster (9)

1989

DT Tunch Ilkin (1)

1990

OT Tunch Ilkin (2)

KR Rod Woodson (1)

1991

LB David Little (1)
CB Rod Woodson (2)

1992



LB Greg Lloyd (1)
CB Rod Woodson (3)

1993

C Dermontti Dawson (1)
RB Barry Foster (1)
G Carlton Haselrig (1)
LB Greg Lloyd (2)
QB Neil O'Donnell (1)
CB Rod Woodson (4)

Iron City Beer Salutes Hall of Famer Chuck Noll

Hall of
Famer



**It's a
Burgh
thing.**



WHEN THE GAME IS SAFETY WE GO THE WHOLE NINE YARDS.

Whether you're in the game or just a fan, safety should come first. And when you're talking about the 1994 Plymouth Voyager, you can count on it. New for '94, Voyager comes with standard dual airbags* and a sliding side door child-protection door lock. Voyager also meets all 1998 passenger car safety standards excluding sunscreen glass. Choose optional all-wheel drive, ABS and new integrated child safety seats that recline. We bring you all these safety advantages, because to us, your safety is no game.

*Remember, always wear your seat belt. 1993 Plymouth Voyager shown.



**CHRYSLER-PLYMOUTH IS THE OFFICIAL TEAM CAR
OF THE PITTSBURGH STEELERS**



See Your Local Chrysler-Plymouth Dealers